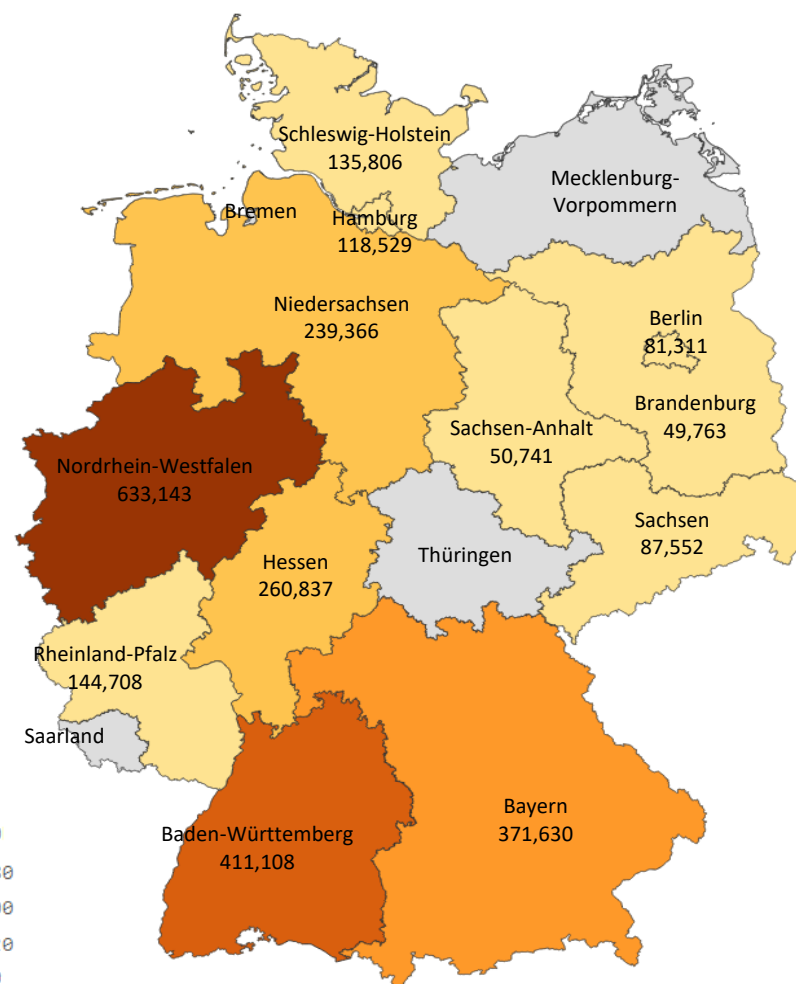


Tourist arrivals by source region Germany (2016)

CANARY ISLANDS: tourist arrivals by source region (NUTS1)




Code	Region (NUTS1)	Main cities	Weight
DE1	Baden-Württemberg	Stuttgart, Karlsruhe y Mannheim	15.1%
DE2	Bayern	München, Nürnberg y Augsburg	13.6%
DE3	Berlin	Berlin	3.0%
DE4	Brandenburg	Postdam y Cottbus	1.8%
DE6	Hamburg	Hamburg	4.3%
DE7	Hessen	Frankfurt y Wiesbaden	9.6%
DE9	Niedersachsen	Hannover	8.8%
DEA	Nordrhein-Westfalen	Düsseldorf, Köln, Dortmund y Essen	23.2%
DEB	Rheinland-Pfalz	Koblenz y Kaiserslautern	5.3%
DED	Sachsen	Dresden y Leipzig	3.2%
DEE	Sachsen-Anhalt	Magdeburg	1.9%
DEF	Schleswig-Holstein	Kiel y Lübeck	5.0%
Others	Mecklenburg-Vorpommern, Saarland, Bremen y Thüringen	Rostock, Saarbrücken, Bremen y Erfurt (respectively)	5.3%



Source: ISTAC (Encuesta sobre el Gasto Turístico).

Note: Turnover for grey shaded regions could not be determined because they are included in "Others".

Tourist arrivals by source region Germany (2016)



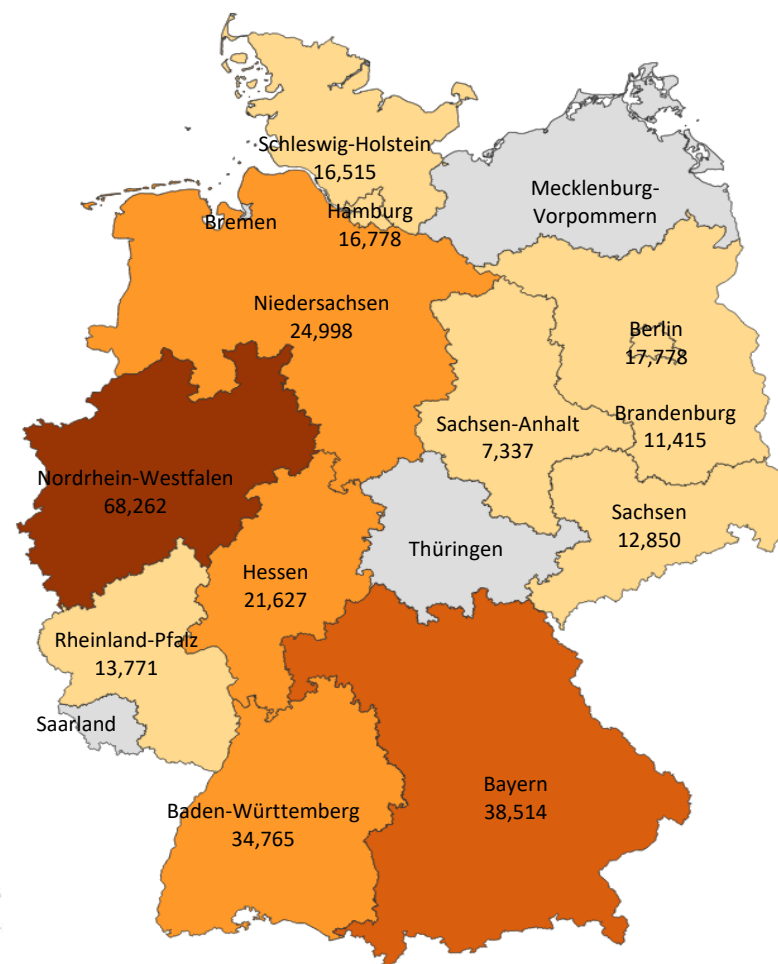
LANZAROTE: tourist arrivals by source region (NUTS1)



Code	Region (NUTS1)	Main cities	Weight
DE1	Baden-Württemberg	Stuttgart, Karlsruhe y Mannheim	11.7%
DE2	Bayern	München, Nürnberg y Augsburg	12.9%
DE3	Berlin	Berlin	6.0%
DE4	Brandenburg	Postdam y Cottbus	3.8%
DE6	Hamburg	Hamburg	5.6%
DE7	Hessen	Frankfurt y Wiesbaden	7.3%
DE9	Niedersachsen	Hannover	8.4%
DEA	Nordrhein-Westfalen	Düsseldorf, Köln, Dortmund y Essen	22.9%
DEB	Rheinland-Pfalz	Koblenz y Kaiserslautern	4.6%
DED	Sachsen	Dresden y Leipzig	4.3%
DEE	Sachsen-Anhalt	Magdeburg	2.5%
DEF	Schleswig-Holstein	Kiel y Lübeck	5.5%
Others	Mecklenburg-Vorpommern, Saarland, Bremen y Thüringen	Rostock, Saarbrücken, Bremen y Erfurt (respectively)	4.6%

Source: ISTAC (Encuesta sobre el Gasto Turístico).


Note: Turnover for grey shaded regions could not be determined because they are included in "Others".



Tourists (thousands)

- 0 - <18
- 18 - <36
- 36 - <54
- 54 - 72

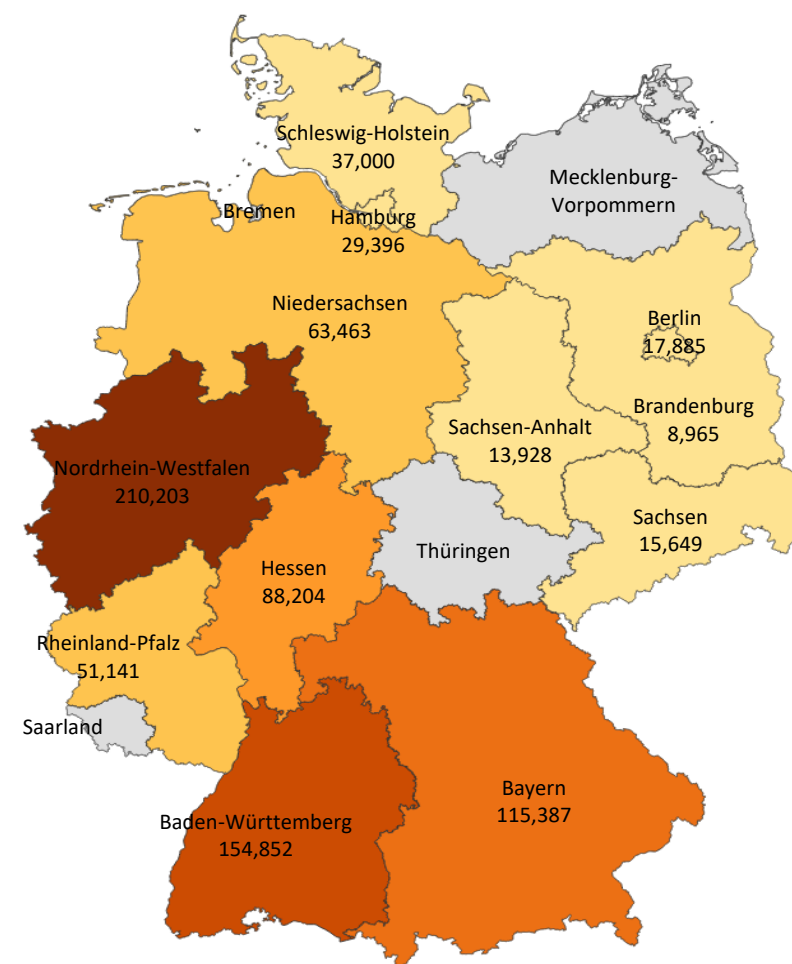
Tourist arrivals by source region Germany (2016)



GRAN CANARIA: tourist arrivals by source region (NUTS1)




Code	Region (NUTS1)	Main cities	Weight
DE1	Baden-Württemberg	Stuttgart, Karlsruhe y Mannheim	18.3%
DE2	Bayern	München, Nürnberg y Augsburg	13.6%
DE3	Berlin	Berlin	2.1%
DE4	Brandenburg	Postdam y Cottbus	1.1%
DE6	Hamburg	Hamburg	3.5%
DE7	Hessen	Frankfurt y Wiesbaden	10.4%
DE9	Niedersachsen	Hannover	7.5%
DEA	Nordrhein-Westfalen	Düsseldorf, Köln, Dortmund y Essen	24.8%
DEB	Rheinland-Pfalz	Koblenz y Kaiserslautern	6.0%
DED	Sachsen	Dresden y Leipzig	1.8%
DEE	Sachsen-Anhalt	Magdeburg	1.6%
DEF	Schleswig-Holstein	Kiel y Lübeck	4.4%
Others	Mecklenburg-Vorpommern, Saarland, Bremen y Thüringen y Erfurt (respectively)		4.8%



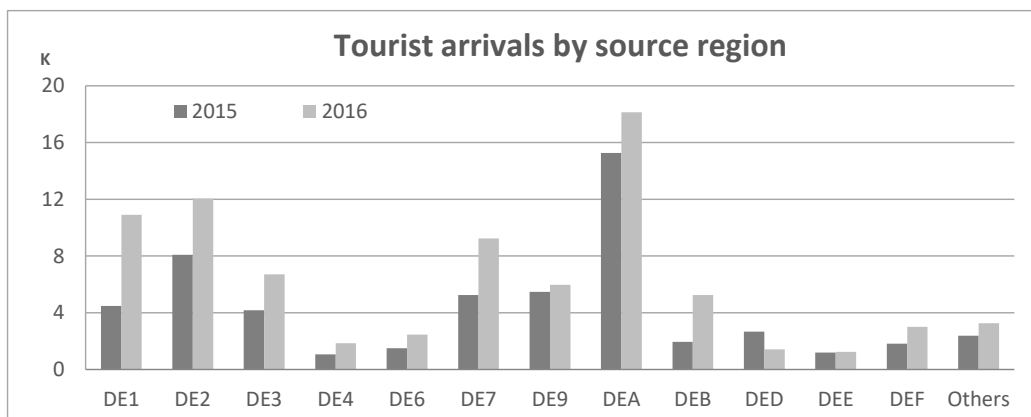
Source: ISTAC (Encuesta sobre el Gasto Turístico).

Note: Turnover for grey shaded regions could not be determined because they are included in "Others".

Tourist arrivals by source region Germany (2016)



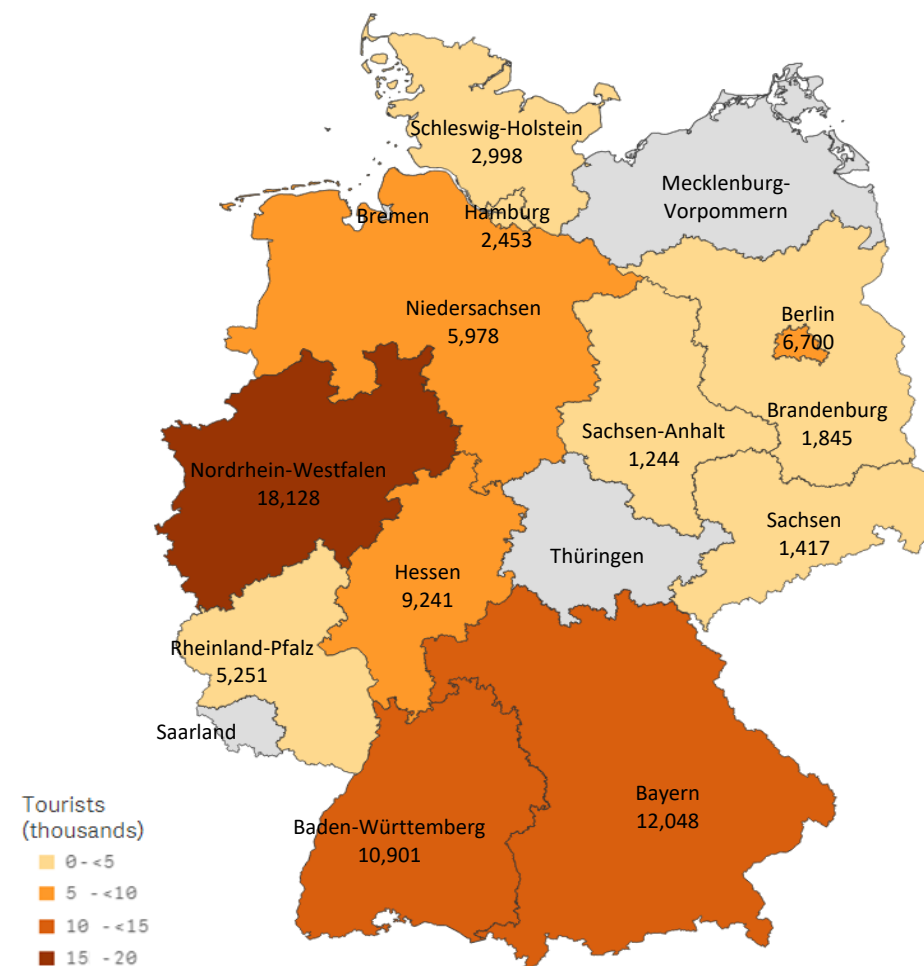
LA PALMA: tourist arrivals by source region (NUTS1)



Code	Region (NUTS1)	Main cities	Weight
DE1	Baden-Württemberg	Stuttgart, Karlsruhe y Mannheim	13.4%
DE2	Bayern	München, Nürnberg y Augsburg	14.8%
DE3	Berlin	Berlin	8.2%
DE4	Brandenburg	Postdam y Cottbus	2.3%
DE6	Hamburg	Hamburg	3.0%
DE7	Hessen	Frankfurt y Wiesbaden	11.3%
DE9	Niedersachsen	Hannover	7.3%
DEA	Nordrhein-Westfalen	Düsseldorf, Köln, Dortmund y Essen	22.3%
DEB	Rheinland-Pfalz	Koblenz y Kaiserslautern	6.4%
DED	Sachsen	Dresden y Leipzig	1.7%
DEE	Sachsen-Anhalt	Magdeburg	1.5%
DEF	Schleswig-Holstein	Kiel y Lübeck	3.7%
Others	Mecklenburg-Vorpommern, Saarland, Bremen y Thüringen	Rostock, Saarbrücken, Bremen y Erfurt (respectively)	4.0%

Source: ISTAC (Encuesta sobre el Gasto Turístico).

Note: Turnover for grey shaded regions could not be determined because they are included in "Others".



Tourists (thousands)

- 0 - <5
- 5 - <10
- 10 - <15
- 15 - 20