

2015 Domestic tourism

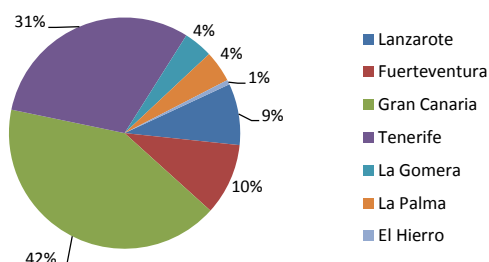


CANARY ISLANDS: DOMESTIC TOURISM

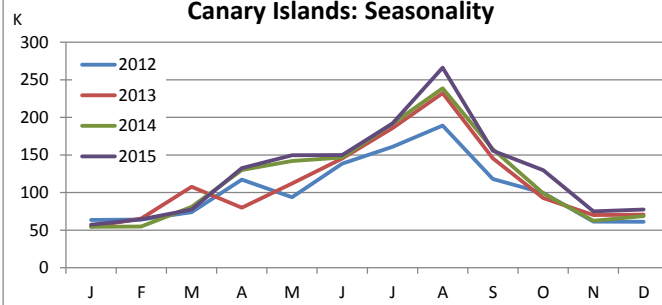
Canary Islands residents staying in tourist accommodation by island of stay

| | Lanzarote | Fuerteventura | Gran Canaria | Tenerife | La Gomera | La Palma | El Hierro | Canary Islands |
|-----------------------------|-----------|---------------|--------------|----------|-----------|----------|-----------|------------------|
| 2012 | 123,137 | 126,033 | 478,074 | 388,228 | 48,883 | 67,368 | 8,985 | 1,240,708 |
| 2013 | 119,406 | 163,070 | 511,878 | 433,997 | 52,317 | 72,676 | 8,169 | 1,361,513 |
| 2014 | 117,591 | 166,868 | 557,486 | 449,096 | 53,327 | 69,818 | 12,233 | 1,426,419 |
| 2015 | 131,314 | 153,161 | 634,644 | 468,929 | 61,935 | 66,945 | 9,818 | 1,526,746 |
| % tourists from that island | 41.1% | 35.5% | 77.8% | 63.0% | 2.5% | 20.6% | 1.0% | 100% |
| Change, 15-14 | 13,723 | -13,707 | 77,158 | 19,833 | 8,608 | -2,873 | -2,415 | 100,327 |
| Change, % 15-14 | 11.7% | -8.2% | 13.8% | 4.4% | 16.1% | -4.1% | -19.7% | 7.0% |

Canary Islands residents by island of stay (2015)



Canary Islands: Seasonality



Canary Islands residents staying in tourist accommodation by island of residence and island of stay

| 2015 | ISLAND OF STAY | | | | | | | | Canary Islands |
|----------------|----------------|----------------|----------------|----------------|---------------|---------------|--------------|------------------|----------------|
| | Lanzarote | Fuerteventura | Gran Canaria | Tenerife | La Gomera | La Palma | El Hierro | | |
| Lanzarote | 53,962 | 14,248 | 41,485 | 9,324 | 364 | 2,199 | 496 | 122,078 | |
| Fuerteventura | 13,032 | 54,339 | 25,011 | 5,363 | 93 | 2,218 | 89 | 100,145 | |
| Gran Canaria | 46,943 | 74,322 | 493,541 | 97,487 | 5,603 | 11,776 | 2,115 | 731,787 | |
| Tenerife | 16,552 | 9,075 | 53,219 | 295,550 | 52,683 | 36,027 | 6,568 | 469,674 | |
| La Gomera | 4 | 314 | 2,882 | 9,563 | 1,543 | 683 | 120 | 15,109 | |
| La Palma | 767 | 788 | 17,352 | 40,085 | 1,514 | 13,820 | 334 | 74,660 | |
| El Hierro | 54 | 75 | 1,154 | 11,557 | 135 | 222 | 96 | 13,293 | |
| Canary Islands | 131,314 | 153,161 | 634,644 | 468,929 | 61,935 | 66,945 | 9,818 | 1,526,746 | |

Canary Islands residents travelling to other islands (residents of each island are excluded)

| 2015 | Lanzarote | Fuerteventura | Gran Canaria | Tenerife | La Gomera | La Palma | El Hierro | Canary Islands |
|------------------|-----------|---------------|--------------|----------|-----------|----------|-----------|----------------|
| Outbound tourism | 68,116 | 45,806 | 238,246 | 174,124 | 13,566 | 60,840 | 13,197 | 613,895 |
| Inbound tourism | 77,352 | 98,822 | 141,103 | 173,379 | 60,392 | 53,125 | 9,722 | 613,895 |
| Net balance | 9,236 | 53,016 | -97,143 | -745 | 46,826 | -7,715 | -3,475 | -- |

Distribution by island of residence

| 2015 | ISLAND OF STAY | | | | | | | | Canary Islands |
|----------------|----------------|---------------|---------------|---------------|---------------|---------------|---------------|---------------|----------------|
| | Lanzarote | Fuerteventura | Gran Canaria | Tenerife | La Gomera | La Palma | El Hierro | | |
| Lanzarote | 41.1% | 9.3% | 6.5% | 2.0% | 0.6% | 3.3% | 5.1% | 8.0% | |
| Fuerteventura | 9.9% | 35.5% | 3.9% | 1.1% | 0.2% | 3.3% | 0.9% | 6.6% | |
| Gran Canaria | 35.7% | 48.5% | 77.8% | 20.8% | 9.0% | 17.6% | 21.5% | 47.9% | |
| Tenerife | 12.6% | 5.9% | 8.4% | 63.0% | 85.1% | 53.8% | 66.9% | 30.8% | |
| La Gomera | 0.0% | 0.2% | 0.5% | 2.0% | 2.5% | 1.0% | 1.2% | 1.0% | |
| La Palma | 0.6% | 0.5% | 2.7% | 8.5% | 2.4% | 20.6% | 3.4% | 4.9% | |
| El Hierro | 0.0% | 0.0% | 0.2% | 2.5% | 0.2% | 0.3% | 1.0% | 0.9% | |
| Canary Islands | 100.0% | 100.0% | 100.0% | 100.0% | 100.0% | 100.0% | 100.0% | 100.0% | |

Distribution by island of stay

| 2015 | ISLAND OF STAY | | | | | | | | Canary Islands |
|----------------|----------------|---------------|--------------|--------------|--------------|--------------|-------------|---------------|----------------|
| | Lanzarote | Fuerteventura | Gran Canaria | Tenerife | La Gomera | La Palma | El Hierro | | |
| Lanzarote | 44.2% | 11.7% | 34.0% | 7.6% | 0.3% | 1.8% | 0.4% | 100.0% | |
| Fuerteventura | 13.0% | 54.3% | 25.0% | 5.4% | 0.1% | 2.2% | 0.1% | 100.0% | |
| Gran Canaria | 6.4% | 10.2% | 67.4% | 13.3% | 0.8% | 1.6% | 0.3% | 100.0% | |
| Tenerife | 3.5% | 1.9% | 11.3% | 62.9% | 11.2% | 7.7% | 1.4% | 100.0% | |
| La Gomera | 0.0% | 2.1% | 19.1% | 63.3% | 10.2% | 4.5% | 0.8% | 100.0% | |
| La Palma | 1.0% | 1.1% | 23.2% | 53.7% | 2.0% | 18.5% | 0.4% | 100.0% | |
| El Hierro | 0.4% | 0.6% | 8.7% | 86.9% | 1.0% | 1.7% | 0.7% | 100.0% | |
| Canary Islands | 8.6% | 10.0% | 41.6% | 30.7% | 4.1% | 4.4% | 0.6% | 100.0% | |

2015 Domestic tourism



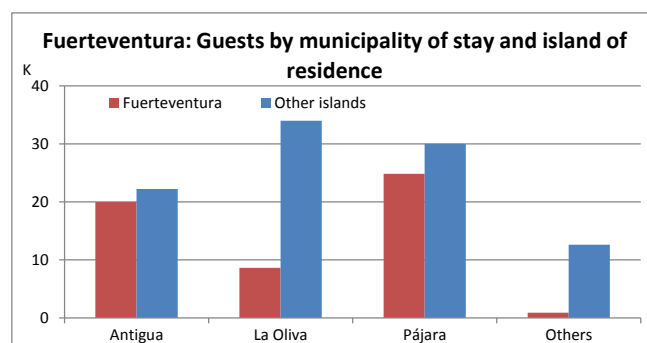
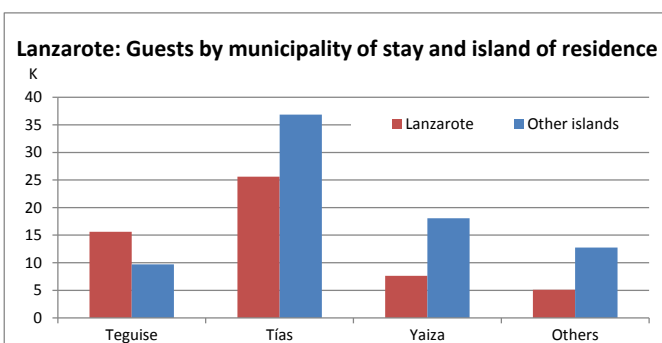
Canary Islands residents staying in tourist accommodation by municipality of stay and island of residence

LANZAROTE

| 2015 | Lanzarote | Fuerteventura | Gran Canaria | Tenerife | La Gomera | La Palma | El Hierro | Canary Islands |
|-----------------------------|---------------|---------------|---------------|---------------|-----------|------------|-----------|----------------|
| Teguise | 15,615 | 1,808 | 5,268 | 2,601 | 4 | 18 | 0 | 25,314 |
| Tías | 25,607 | 4,079 | 24,525 | 7,843 | 0 | 349 | 54 | 62,457 |
| Yaiza | 7,637 | 473 | 13,111 | 4,084 | 0 | 398 | 0 | 25,703 |
| Others | 5,103 | 6,672 | 4,039 | 2,024 | 0 | 2 | 0 | 17,840 |
| Lanzarote | 53,962 | 13,032 | 46,943 | 16,552 | 4 | 767 | 54 | 131,314 |
| % tourists from that island | 41.1% | 9.9% | 35.7% | 12.6% | 0.0% | 0.6% | 0.0% | 100% |

FUERTEVENTURA

| 2015 | Lanzarote | Fuerteventura | Gran Canaria | Tenerife | La Gomera | La Palma | El Hierro | Canary Islands |
|-----------------------------|---------------|---------------|---------------|--------------|------------|------------|-----------|----------------|
| Antigua | 3,663 | 19,958 | 17,842 | 727 | 0 | 0 | 0 | 42,190 |
| La Oliva | 7,775 | 8,645 | 21,692 | 3,705 | 174 | 603 | 40 | 42,634 |
| Pájara | 1,996 | 24,854 | 25,368 | 2,334 | 140 | 150 | 0 | 54,842 |
| Others | 814 | 882 | 9,420 | 2,309 | 0 | 35 | 35 | 13,495 |
| Fuerteventura | 14,248 | 54,339 | 74,322 | 9,075 | 314 | 788 | 75 | 153,161 |
| % tourists from that island | 9.3% | 35.5% | 48.5% | 5.9% | 0.2% | 0.5% | 0.0% | 100% |

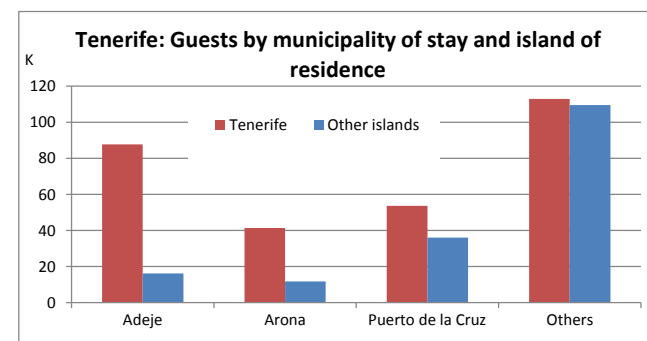
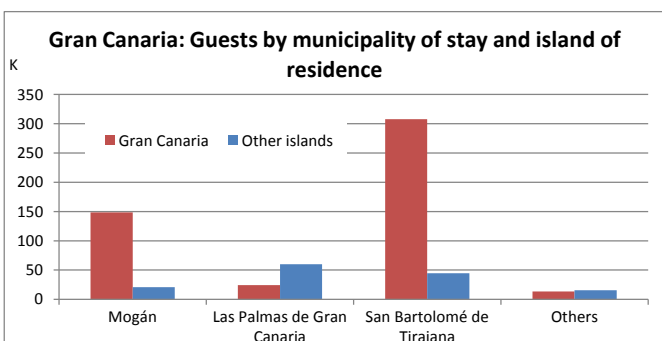


GRAN CANARIA


| 2015 | Lanzarote | Fuerteventura | Gran Canaria | Tenerife | La Gomera | La Palma | El Hierro | Canary Islands |
|-----------------------------|---------------|---------------|----------------|---------------|--------------|---------------|--------------|----------------|
| Mogán | 4,279 | 5,375 | 148,363 | 11,152 | 0 | 102 | 0 | 169,271 |
| Las Palmas de Gran Canaria | 15,574 | 12,355 | 24,158 | 20,792 | 1,653 | 8,859 | 690 | 84,081 |
| San Bartolomé de Tirajana | 19,001 | 3,323 | 307,519 | 13,787 | 1,132 | 7,496 | 0 | 352,258 |
| Others | 2,631 | 3,958 | 13,501 | 7,488 | 97 | 895 | 464 | 29,034 |
| Gran Canaria | 41,485 | 25,011 | 493,541 | 53,219 | 2,882 | 17,352 | 1,154 | 634,644 |
| % tourists from that island | 6.5% | 3.9% | 77.8% | 8.4% | 0.5% | 2.7% | 0.2% | 100.0% |

TENERIFE

| 2015 | Lanzarote | Fuerteventura | Gran Canaria | Tenerife | La Gomera | La Palma | El Hierro | Canary Islands |
|-----------------------------|--------------|---------------|---------------|----------------|--------------|---------------|---------------|----------------|
| Adeje | 74 | 66 | 11,563 | 87,682 | 991 | 21 | 3,471 | 103,870 |
| Arona | 317 | 178 | 5,577 | 41,317 | 684 | 2,362 | 3,119 | 53,026 |
| Puerto de la Cruz | 2,940 | 1,933 | 19,167 | 53,667 | 568 | 9,847 | 1,530 | 89,669 |
| Others | 5,993 | 3,186 | 61,180 | 112,884 | 7,320 | 26,832 | 3,437 | 222,364 |
| Tenerife | 9,324 | 5,363 | 97,487 | 295,550 | 9,563 | 39,062 | 11,557 | 468,929 |
| % tourists from that island | 2.0% | 1.1% | 20.8% | 63.0% | 2.0% | 8.3% | 2.5% | 100% |



2015 Domestic tourism



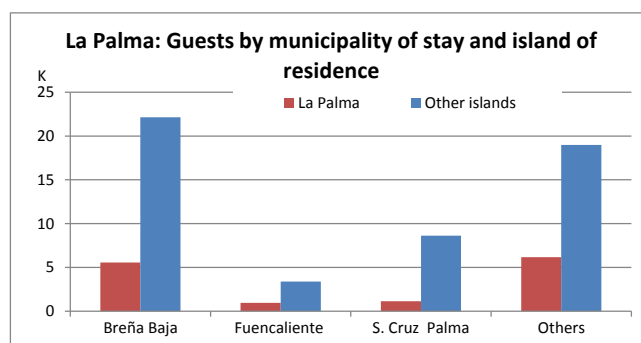
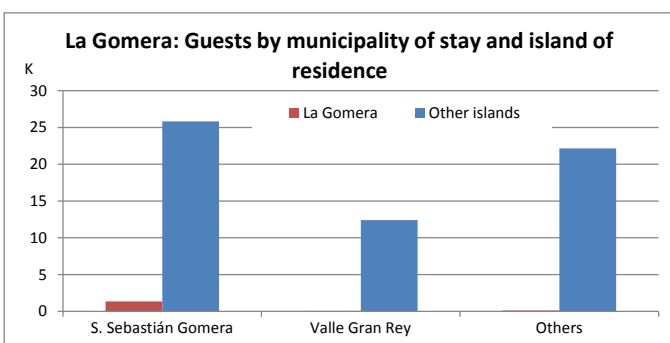
Canary Islands residents staying in tourist accommodation by municipality of stay and island of residence

LA GOMERA

| 2015 | Lanzarote | Fuerteventura | Gran Canaria | Tenerife | La Gomera | La Palma | El Hierro | Canary Islands |
|-----------------------------|------------|---------------|--------------|---------------|--------------|--------------|------------|----------------|
| S. Sebastián de La Gomera | 192 | 46 | 2,916 | 21,819 | 1,358 | 783 | 78 | 27,192 |
| Valle Gran Rey | 14 | 0 | 1,625 | 10,534 | 66 | 193 | 29 | 12,461 |
| Others | 158 | 47 | 1,062 | 20,330 | 119 | 538 | 28 | 22,282 |
| La Gomera | 364 | 93 | 5,603 | 52,683 | 1,543 | 1,514 | 135 | 61,935 |
| % tourists from that island | 0.6% | 0.2% | 9.0% | 85.1% | 2.5% | 2.4% | 0.2% | 100% |

LA PALMA

| 2015 | Lanzarote | Fuerteventura | Gran Canaria | Tenerife | La Gomera | La Palma | El Hierro | Canary Islands |
|-----------------------------|--------------|---------------|---------------|---------------|------------|---------------|------------|----------------|
| Breña Baja | 880 | 533 | 5,415 | 14,987 | 301 | 5,566 | 26 | 27,708 |
| Fuencaliente | 51 | 58 | 157 | 3,112 | 8 | 956 | 2 | 4,344 |
| S. Cruz de La Palma | 702 | 329 | 1,998 | 5,223 | 236 | 1,130 | 132 | 9,750 |
| Others | 566 | 1,298 | 4,206 | 12,705 | 138 | 6,168 | 62 | 25,143 |
| La Palma | 2,199 | 2,218 | 11,776 | 36,027 | 683 | 13,820 | 222 | 66,945 |
| % tourists from that island | 3.3% | 3.3% | 17.6% | 53.8% | 1.0% | 20.6% | 0.3% | 100% |



EL HIERRO

| 2015 | Lanzarote | Fuerteventura | Gran Canaria | Tenerife | La Gomera | La Palma | El Hierro | Canary Islands |
|-----------------------------|------------|---------------|--------------|--------------|------------|------------|-----------|----------------|
| Frontera | 425 | 0 | 491 | 1,324 | 0 | 235 | 0 | 2,475 |
| Valverde | 71 | 71 | 719 | 3,482 | 100 | 96 | 81 | 4,620 |
| El Pinar | 0 | 18 | 470 | 899 | 8 | 0 | 8 | 1,403 |
| Others | 0 | 0 | 435 | 863 | 12 | 3 | 7 | 1,320 |
| El Hierro | 496 | 89 | 2,115 | 6,568 | 120 | 334 | 96 | 9,818 |
| % tourists from that island | 5.1% | 0.9% | 21.5% | 66.9% | 1.2% | 3.4% | 1.0% | 100% |

