

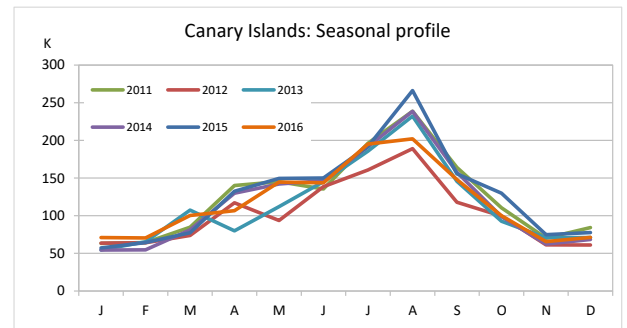
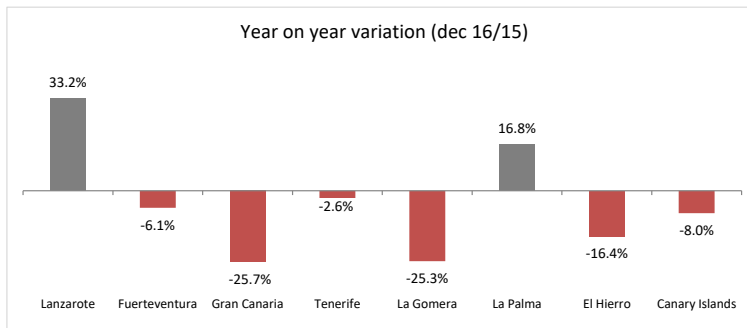
Domestic tourism

December 2016



Canary Islands residents staying in tourist accommodation by island of stay

	Lanzarote	Fuerteventura	Gran Canaria	Tenerife	La Gomera	La Palma	El Hierro	Canary Islands
December 2013	5,300	10,196	23,077	24,255	3,501	4,086	483	70,898
December 2014	5,675	6,697	21,396	26,413	3,445	4,039	895	68,560
December 2015	7,054	8,463	27,383	27,178	3,159	3,579	720	77,536
December 2016	9,393	7,943	20,353	26,473	2,360	4,182	602	71,306
% tourists from that island	48.3%	57.2%	54.1%	15.4%	2.7%	31.1%	0.0%	100%
Change, 16-15	2,339	-520	-7,030	-705	-799	603	-118	-6,230
Change, % 16-15	33.2%	-6.1%	-25.7%	-2.6%	-25.3%	16.8%	-16.4%	-8.0%



Canary Islands residents staying in tourist accommodation by island of residence and island of stay

		ISLAND OF STAY							CANARY ISLANDS
		Lanzarote	Fuerteventura	Gran Canaria	Tenerife	La Gomera	La Palma	El Hierro	
ISLAND OF RESIDENCE	Lanzarote	4,534	387	1,877	1,011	0	25	0	7,834
	Fuerteventura	988	4,541	1,493	153	8	28	0	7,211
	Gran Canaria	2,572	2,551	11,003	3,883	130	432	122	20,693
	Tenerife	1,285	464	4,076	17,301	2,112	2,376	279	27,893
	La Gomera	0	0	0	550	63	7	201	821
	La Palma	14	0	1,557	2,887	11	1,301	0	5,770
	El Hierro	0	0	347	688	36	13	0	1,084
	CANARY ISLANDS	9,393	7,943	20,353	26,473	2,360	4,182	602	71,306

Canary Islands residents travelling to other islands (residents of each island are excluded)

	Lanzarote	Fuerteventura	Gran Canaria	Tenerife	La Gomera	La Palma	El Hierro	CANARY ISLANDS
Outbound tourism	3,300	2,670	9,690	10,592	758	4,469	1,084	32,563
Inbound tourism	4,859	3,402	9,350	9,172	2,297	2,881	602	32,563
Net balance	1,559	732	-340	-1,420	1,539	-1,588	-482	0

Distribution by island of residence

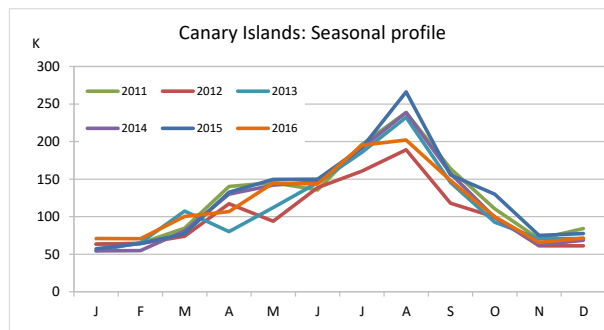
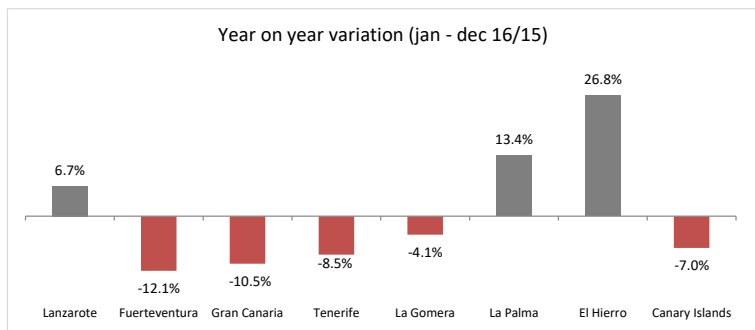
		ISLAND OF STAY							CANARY ISLANDS
		Lanzarote	Fuerteventura	Gran Canaria	Tenerife	La Gomera	La Palma	El Hierro	
ISLAND OF RESIDENCE	Lanzarote	48.3%	4.9%	9.2%	3.8%	0.0%	0.6%	0.0%	11.0%
	Fuerteventura	10.5%	57.2%	7.3%	0.6%	0.3%	0.7%	0.0%	10.1%
	Gran Canaria	27.4%	32.1%	54.1%	14.7%	5.5%	10.3%	20.3%	29.0%
	Tenerife	13.7%	5.8%	20.0%	65.4%	89.5%	56.8%	46.3%	39.1%
	La Gomera	0.0%	0.0%	0.0%	2.1%	2.7%	0.2%	33.4%	1.2%
	La Palma	0.1%	0.0%	7.6%	10.9%	0.5%	31.1%	0.0%	8.1%
	El Hierro	0.0%	0.0%	1.7%	2.6%	1.5%	0.3%	0.0%	1.5%
	CANARY ISLANDS	100.0%	100.0%	100.0%	100.0%	100.0%	100.0%	100.0%	100.0%

Distribution by island of stay

		ISLAND OF STAY							CANARY ISLANDS
		Lanzarote	Fuerteventura	Gran Canaria	Tenerife	La Gomera	La Palma	El Hierro	
ISLAND OF RESIDENCE	Lanzarote	57.9%	4.9%	24.0%	12.9%	0.0%	0.3%	0.0%	100.0%
	Fuerteventura	13.7%	63.0%	20.7%	2.1%	0.1%	0.4%	0.0%	100.0%
	Gran Canaria	12.4%	12.3%	53.2%	18.8%	0.6%	2.1%	0.6%	100.0%
	Tenerife	4.6%	1.7%	14.6%	62.0%	7.6%	8.5%	1.0%	100.0%
	La Gomera	0.0%	0.0%	0.0%	67.0%	7.7%	0.9%	24.5%	100.0%
	La Palma	0.2%	0.0%	27.0%	50.0%	0.2%	22.5%	0.0%	100.0%
	El Hierro	0.0%	0.0%	32.0%	63.5%	3.3%	1.2%	0.0%	100.0%
	CANARY ISLANDS	13.2%	11.1%	28.5%	37.1%	3.3%	5.9%	0.8%	100.0%

Canary Islands residents staying in tourist accommodation by island of stay

	Lanzarote	Fuerteventura	Gran Canaria	Tenerife	La Gomera	La Palma	El Hierro	Canary Islands
Jan-Dec 2013	119,502	163,070	511,998	434,142	52,316	72,676	8,753	1,362,457
Jan-Dec 2014	117,591	166,868	557,486	449,096	53,327	69,818	12,233	1,426,419
Jan-Dec 2015	131,314	153,161	634,644	468,929	61,935	66,945	9,818	1,526,746
Jan-Dec 2016	140,103	134,600	567,755	428,944	59,380	75,931	12,450	1,419,163
% tourists from that island	44.7%	30.7%	75.7%	62.9%	5.6%	13.2%	1.9%	100%
Change, 16-15	8,789	-18,561	-66,889	-39,985	-2,555	8,986	2,632	-107,583
Change, % 16-15	6.7%	-12.1%	-10.5%	-8.5%	-4.1%	13.4%	26.8%	-7.0%



Canary Islands residents staying in tourist accommodation by island of residence and island of stay

ISLAND OF STAY

ISLAND OF RESIDENCE	Lanzarote	Fuerteventura	Gran Canaria	Tenerife	La Gomera	La Palma	El Hierro	CANARY ISLANDS
Lanzarote	62,571	10,098	24,424	10,221	245	2,195	100	109,854
Fuerteventura	13,255	41,263	22,220	6,016	108	1,535	85	84,482
Gran Canaria	39,328	56,151	429,573	82,877	3,965	15,089	1,634	628,617
Tenerife	23,193	26,310	61,276	269,876	50,713	45,865	10,000	487,233
La Gomera	59	54	1,138	13,045	3,345	853	276	18,770
La Palma	602	717	24,736	36,747	789	9,990	120	73,701
El Hierro	1,095	7	4,388	10,162	215	404	235	16,506
CANARY ISLANDS	140,103	134,600	567,755	428,944	59,380	75,931	12,450	1,419,163

Canary Islands residents travelling to other islands (residents of each island are excluded)

	Lanzarote	Fuerteventura	Gran Canaria	Tenerife	La Gomera	La Palma	El Hierro	CANARY ISLANDS
Outbound tourism	47,283	43,219	199,044	217,357	15,425	63,711	16,271	602,310
Inbound tourism	77,532	93,337	138,182	159,068	56,035	65,941	12,215	602,310
Net balance	30,249	50,118	-60,862	-58,289	40,610	2,230	-4,056	0

Distribution by island of residence

ISLAND OF STAY

ISLAND OF RESIDENCE	Lanzarote	Fuerteventura	Gran Canaria	Tenerife	La Gomera	La Palma	El Hierro	CANARY ISLANDS
Lanzarote	44.7%	7.5%	4.3%	2.4%	0.4%	2.9%	0.8%	7.7%
Fuerteventura	9.5%	30.7%	3.9%	1.4%	0.2%	2.0%	0.7%	6.0%
Gran Canaria	28.1%	41.7%	75.7%	19.3%	6.7%	19.9%	13.1%	44.3%
Tenerife	16.6%	19.5%	10.8%	62.9%	85.4%	60.4%	80.3%	34.3%
La Gomera	0.0%	0.0%	0.2%	3.0%	5.6%	1.1%	2.2%	1.3%
La Palma	0.4%	0.5%	4.4%	8.6%	1.3%	13.2%	1.0%	5.2%
El Hierro	0.8%	0.0%	0.8%	2.4%	0.4%	0.5%	1.9%	1.2%
CANARY ISLANDS	100.0%	100.0%	100.0%	100.0%	100.0%	100.0%	100.0%	100.0%

Distribution by island of stay

ISLAND OF STAY

ISLAND OF RESIDENCE	Lanzarote	Fuerteventura	Gran Canaria	Tenerife	La Gomera	La Palma	El Hierro	CANARY ISLANDS
Lanzarote	57.0%	9.2%	22.2%	9.3%	0.2%	2.0%	0.1%	100.0%
Fuerteventura	15.7%	48.8%	26.3%	7.1%	0.1%	1.8%	0.1%	100.0%
Gran Canaria	6.3%	8.9%	68.3%	13.2%	0.6%	2.4%	0.3%	100.0%
Tenerife	4.8%	5.4%	12.6%	55.4%	10.4%	9.4%	2.1%	100.0%
La Gomera	0.3%	0.3%	6.1%	69.5%	17.8%	4.5%	1.5%	100.0%
La Palma	0.8%	1.0%	33.6%	49.9%	1.1%	13.6%	0.2%	100.0%
El Hierro	6.6%	0.0%	26.6%	61.6%	1.3%	2.4%	1.4%	100.0%
CANARY ISLANDS	9.9%	9.5%	40.0%	30.2%	4.2%	5.4%	0.9%	100.0%