

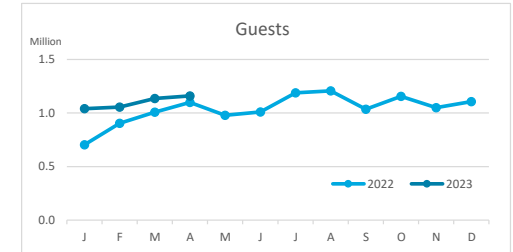
Main tourist accommodation indicators

CANARY ISLANDS (January - April 2023)



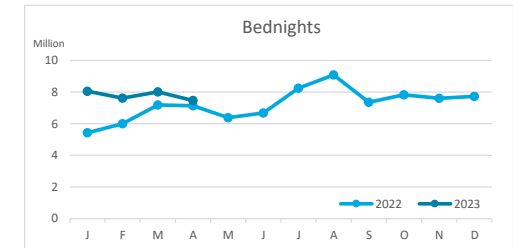
GUESTS BY ACCOMMODATION TYPE (*)

	Breakdown by accommodation type											
	TOTAL				Hotels				Apartments			
	Abroad	Mainland	Canary Islands	Total	Abroad	Mainland	Canary Islands	Total	Abroad	Mainland	Canary Islands	Total
Jan - Apr 22	3,084,074	336,991	293,332	3,714,397	2,407,060	297,668	217,700	2,922,428	677,014	39,323	75,632	791,969
Jan - Apr 23	3,699,082	384,996	307,815	4,391,893	2,881,675	340,755	227,003	3,449,433	817,407	44,241	80,812	942,460
Change	615,008	48,005	14,483	677,496	474,615	43,087	9,303	527,005	140,393	4,918	5,180	150,491
Change, %	19.9%	14.2%	4.9%	18.2%	19.7%	14.5%	4.3%	18.0%	20.7%	12.5%	6.8%	19.0%



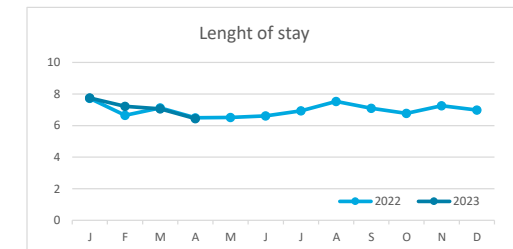
BEDNIGHTS

	Breakdown by accommodation type											
	TOTAL				Hotels				Apartments			
	Abroad	Mainland	Canary Islands	Total	Abroad	Mainland	Canary Islands	Total	Abroad	Mainland	Canary Islands	Total
Jan - Apr 22	23,317,489	1,529,743	913,856	25,761,088	17,362,574	1,316,028	609,527	19,288,129	5,954,915	213,715	304,329	6,472,959
Jan - Apr 23	28,457,294	1,710,428	1,000,303	31,168,025	20,987,219	1,474,444	668,638	23,130,301	7,470,075	235,984	331,665	8,037,724
Change	5,139,805	180,685	86,447	5,406,937	3,624,645	158,416	59,111	3,842,172	1,515,160	22,269	27,336	1,564,765
Change, %	22.0%	11.8%	9.5%	21.0%	20.9%	12.0%	9.7%	19.9%	25.4%	10.4%	9.0%	24.2%

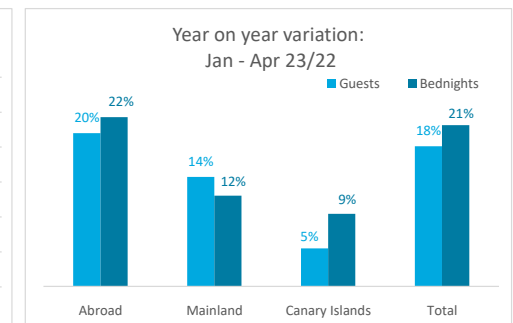
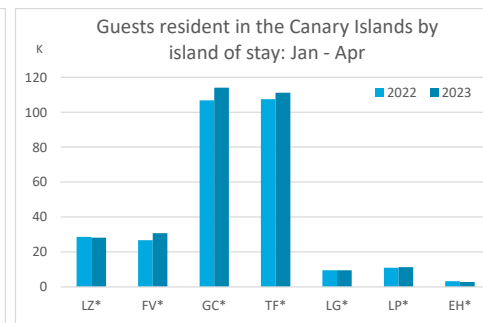
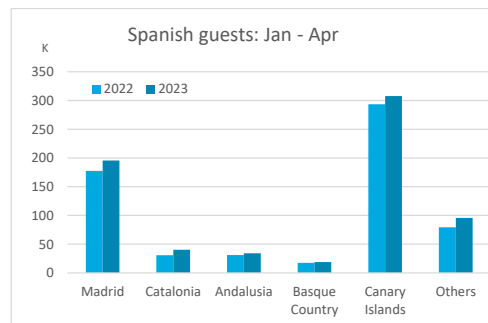
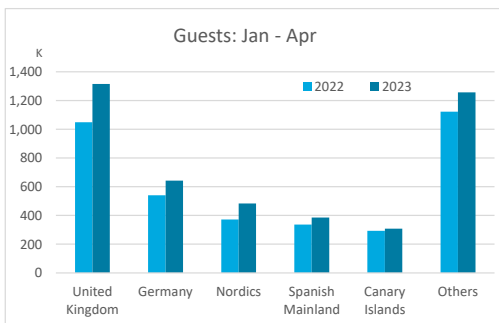


LENGHT OF STAY

	Breakdown by accommodation type											
	TOTAL				Hotels				Apartments			
	Abroad	Mainland	Canary Islands	Total	Abroad	Mainland	Canary Islands	Total	Abroad	Mainland	Canary Islands	Total
Jan - Apr 22	7.6	4.5	3.1	6.9	7.2	4.4	2.8	6.6	8.8	5.4	4.0	8.2
Jan - Apr 23	7.7	4.4	3.2	7.1	7.3	4.3	2.9	6.7	9.1	5.3	4.1	8.5
Change	0.1	-0.1	0.1	0.2	0.1	-0.1	0.1	0.1	0.3	-0.1	0.1	0.4



GUESTS AND BEDNIGHTS BY PLACE OF RESIDENCE

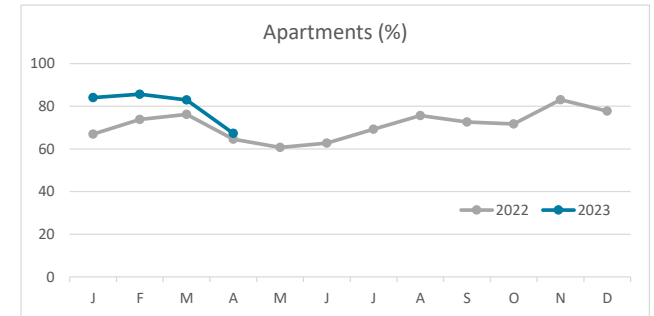
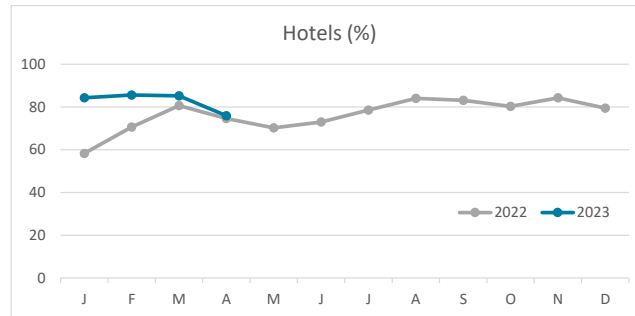
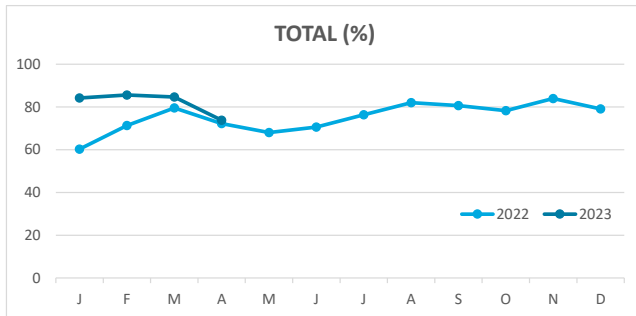


Note: LZ* (Lanzarote), FV* (Fuerteventura), GC* (Gran Canaria), TF* (Tenerife), LG* (La Gomera), LP* (La Palma) and EH* (El Hierro).

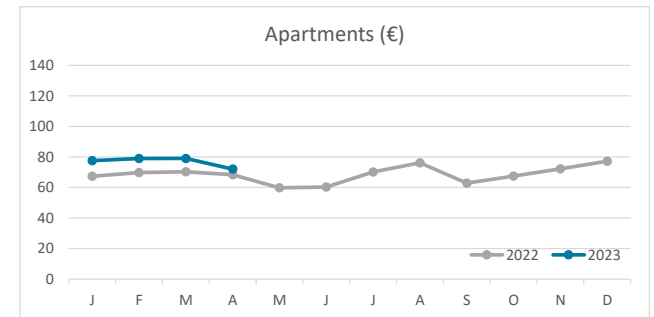
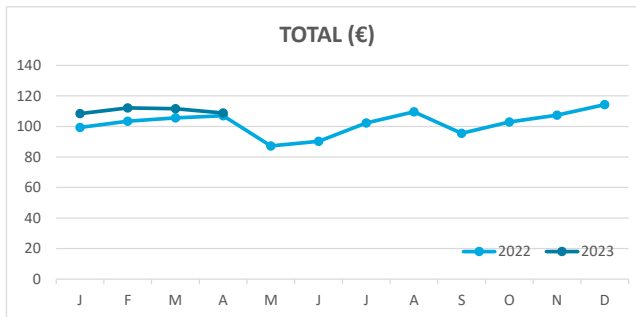
Main tourist accommodation indicators CANARY ISLANDS (January - April 2023)



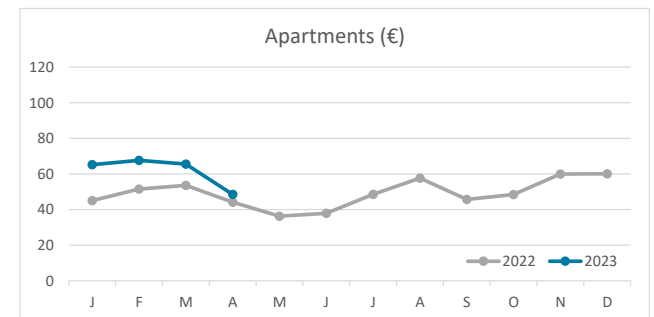
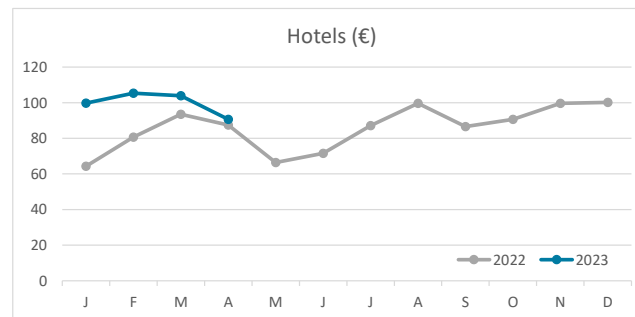
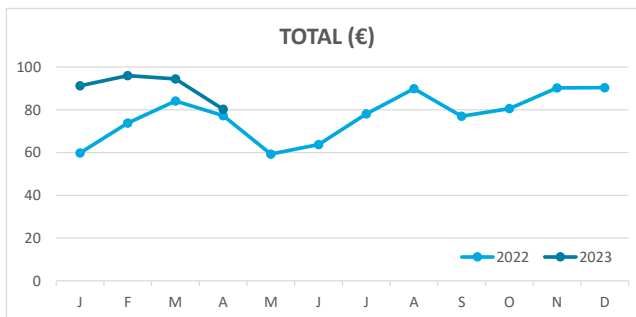
OCCUPANCY RATE PER ROOM / APARTMENT



ADR (Average Daily Rate)



REVPAR (Revenue Per Available Room)



Note: "Guests indicator" refers to number of guests checking in as new arrivals.
Source: Encuestas de Alojamiento Turístico (ISTAC)