

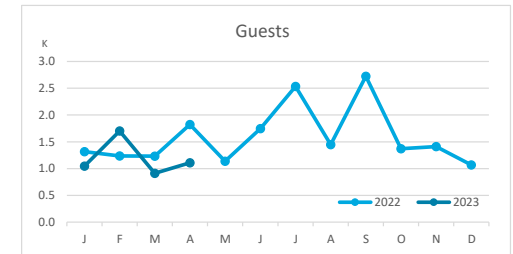
Main tourist accommodation indicators

EL HIERRO (January - April 2023)



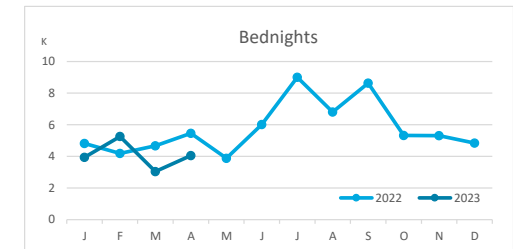
GUESTS BY ACCOMMODATION TYPE (*)

	Breakdown by accommodation type											
	TOTAL				Hotels				Apartments			
	Abroad	Mainland	Canary Islands	Total	Abroad	Mainland	Canary Islands	Total	Abroad	Mainland	Canary Islands	Total
Jan - Apr 22	1,391	996	3,221	5,608	1,207	873	1,552	3,632	184	123	1,669	1,976
Jan - Apr 23	1,231	723	2,813	4,767	906	509	825	2,240	325	214	1,988	2,527
Change	-160	-273	-408	-841	-301	-364	-727	-1,392	141	91	319	551
Change, %	-11.5%	-27.4%	-12.7%	-15.0%	-24.9%	-41.7%	-46.8%	-38.3%	76.6%	74.0%	19.1%	27.9%



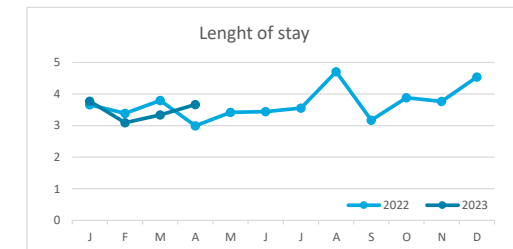
BEDNIGHTS

	Breakdown by accommodation type											
	TOTAL				Hotels				Apartments			
	Abroad	Mainland	Canary Islands	Total	Abroad	Mainland	Canary Islands	Total	Abroad	Mainland	Canary Islands	Total
Jan - Apr 22	5,801	3,984	9,359	19,144	4,807	3,157	3,548	11,512	994	827	5,811	7,632
Jan - Apr 23	5,355	2,815	8,136	16,306	3,339	1,626	1,708	6,673	2,016	1,189	6,428	9,633
Change	-446	-1,169	-1,223	-2,838	-1,468	-1,531	-1,840	-4,839	1,022	362	617	2,001
Change, %	-7.7%	-29.3%	-13.1%	-14.8%	-30.5%	-48.5%	-51.9%	-42.0%	102.8%	43.8%	10.6%	26.2%

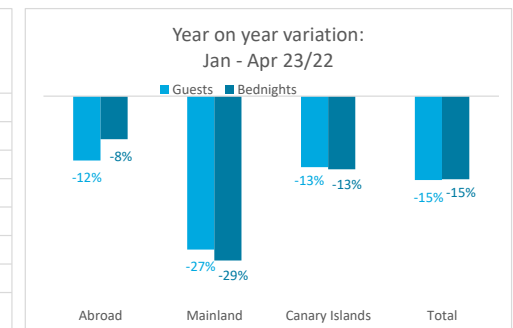
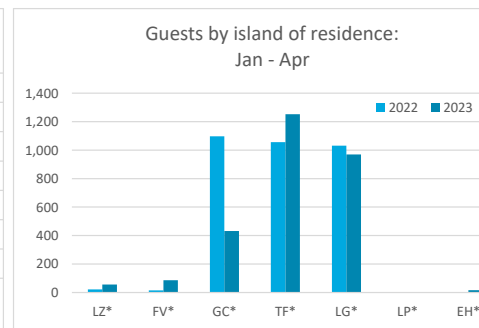
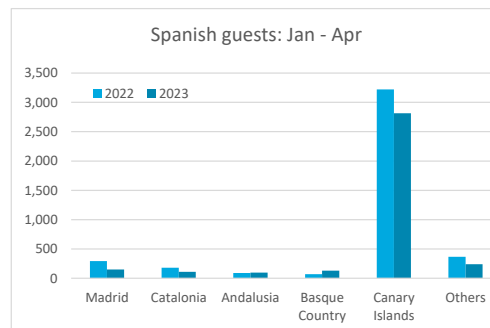
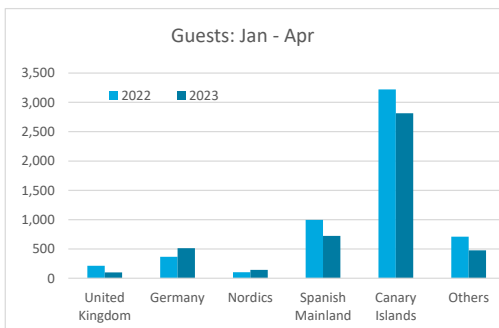


LENGTH OF STAY

	Breakdown by accommodation type											
	TOTAL				Hotels				Apartments			
	Abroad	Mainland	Canary Islands	Total	Abroad	Mainland	Canary Islands	Total	Abroad	Mainland	Canary Islands	Total
Jan - Apr 22	4.2	4.0	2.9	3.4	4.0	3.6	2.3	3.2	5.4	6.7	3.5	3.9
Jan - Apr 23	4.4	3.9	2.9	3.4	3.7	3.2	2.1	3.0	6.2	5.6	3.2	3.8
Change	0.2	-0.1	0.0	0.0	-0.3	-0.4	-0.2	-0.2	0.8	-1.2	-0.2	-0.1



GUESTS AND BEDNIGHTS BY PLACE OF RESIDENCE



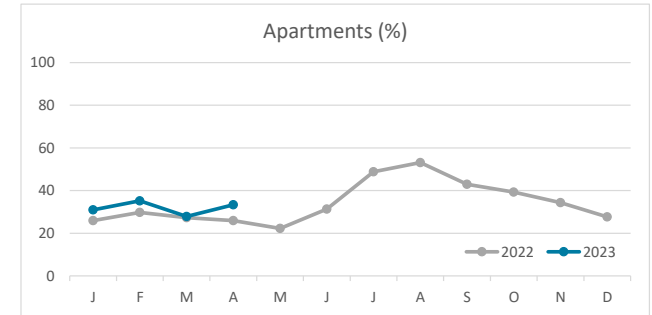
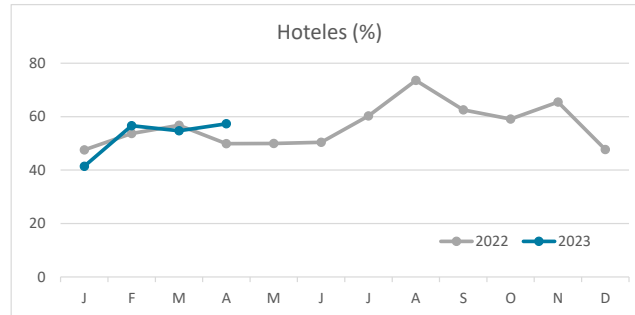
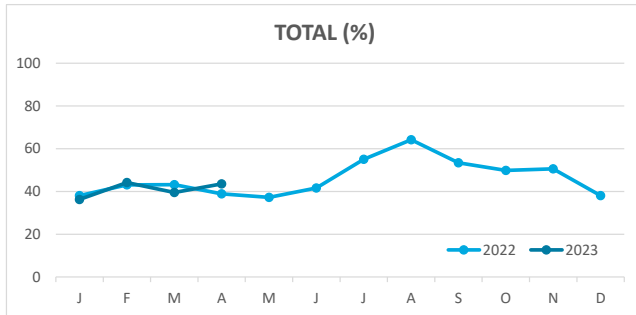
Note: LZ* (Lanzarote), FV* (Fuerteventura), GC* (Gran Canaria), TF* (Tenerife), LG* (La Gomera), LP* (La Palma) and EH* (El Hierro).

Main tourist accommodation indicators

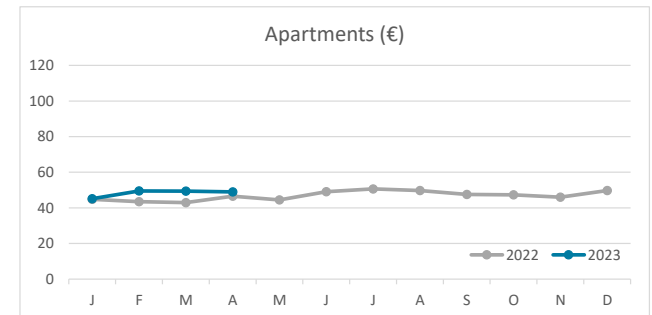
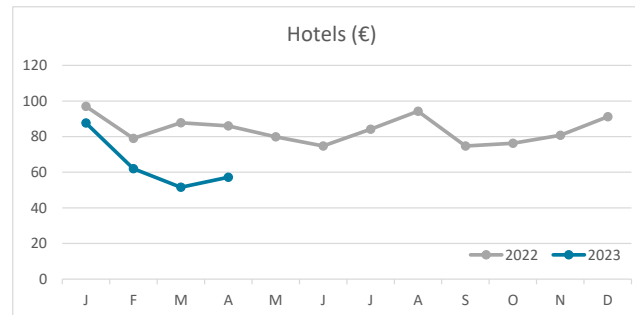
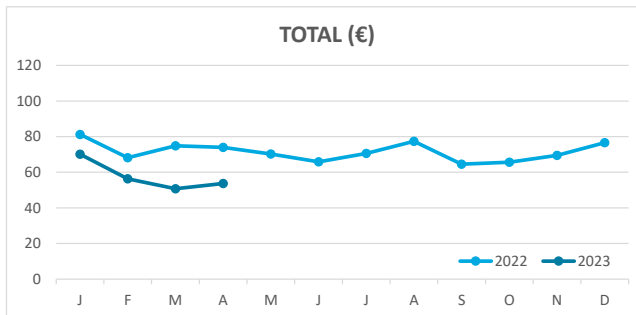
EL HIERRO (January - April 2023)



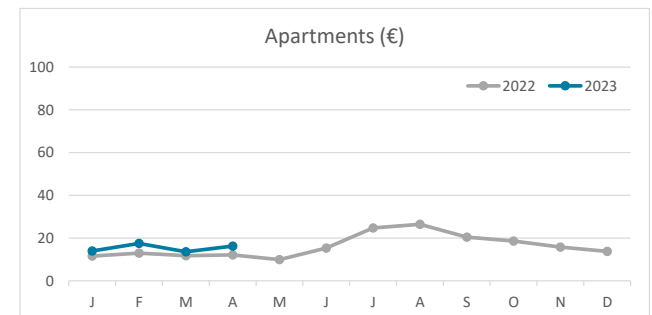
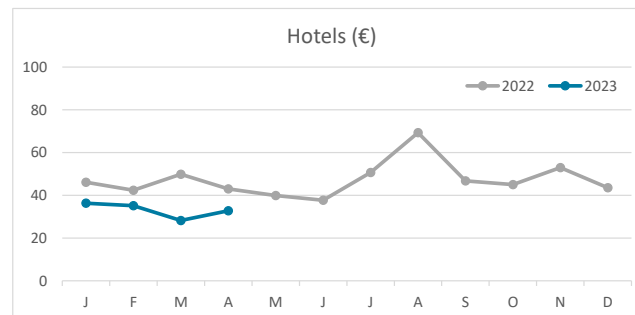
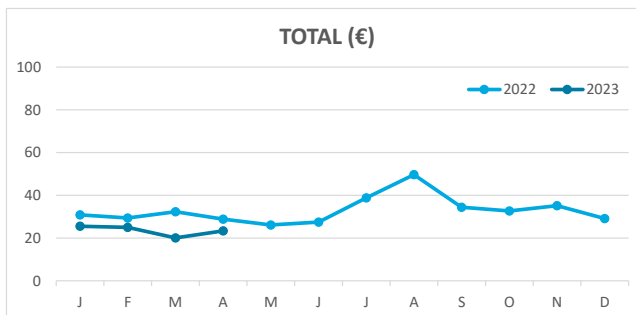
OCCUPANCY RATE PER ROOM / APARTMENT



ADR (Average Daily Rate)



REVPAR (Revenue Per Available Room)



Note: "Guests indicator" refers to number of guests checking in as new arrivals.
 Source: Encuestas de Alojamiento Turístico (ISTAC)