

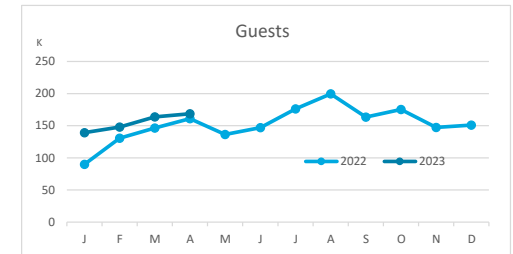
# Main tourist accommodation indicators

## FUERTEVENTURA (January - April 2023)



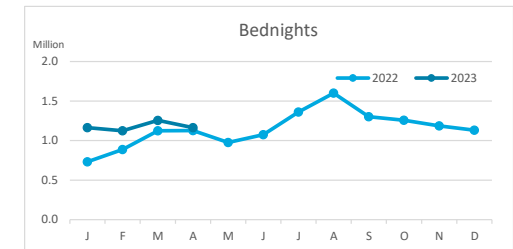
### GUESTS BY ACCOMMODATION TYPE (\*)

	TOTAL				Hotels				Apartments			
	Abroad	Mainland	Canary Islands	Total	Abroad	Mainland	Canary Islands	Total	Abroad	Mainland	Canary Islands	Total
	Jan - Apr 22	475,099	26,192	26,788	<b>528,079</b>	425,851	20,539	21,410	<b>467,800</b>	49,248	5,653	5,378
Jan - Apr 23	554,772	34,183	30,812	<b>619,767</b>	507,087	29,610	25,024	<b>561,721</b>	47,685	4,573	5,788	<b>58,046</b>
Change	79,673	7,991	4,024	<b>91,688</b>	81,236	9,071	3,614	<b>93,921</b>	-1,563	-1,080	410	<b>-2,233</b>
Change, %	16.8%	30.5%	15.0%	<b>17.4%</b>	19.1%	44.2%	16.9%	<b>20.1%</b>	-3.2%	-19.1%	7.6%	<b>-3.7%</b>



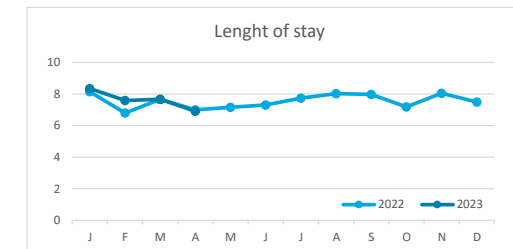
### BEDNIGHTS

	TOTAL				Hotels				Apartments			
	Abroad	Mainland	Canary Islands	Total	Abroad	Mainland	Canary Islands	Total	Abroad	Mainland	Canary Islands	Total
	Jan - Apr 22	3,660,035	118,904	91,392	<b>3,870,331</b>	3,195,609	91,451	70,473	<b>3,357,533</b>	464,426	27,453	20,919
Jan - Apr 23	4,444,599	154,337	108,760	<b>4,707,696</b>	3,956,443	133,849	82,347	<b>4,172,639</b>	488,156	20,488	26,413	<b>535,057</b>
Change	784,564	35,433	17,368	<b>837,365</b>	760,834	42,398	11,874	<b>815,106</b>	23,730	-6,965	5,494	<b>22,259</b>
Change, %	21.4%	29.8%	19.0%	<b>21.6%</b>	23.8%	46.4%	16.8%	<b>24.3%</b>	5.1%	-25.4%	26.3%	<b>4.3%</b>

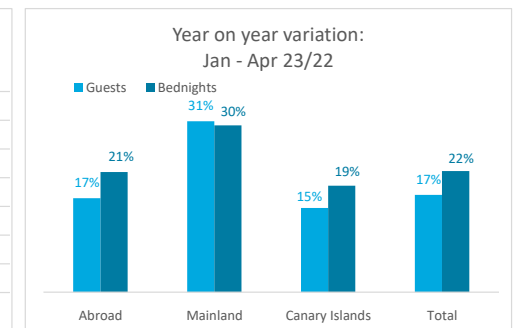
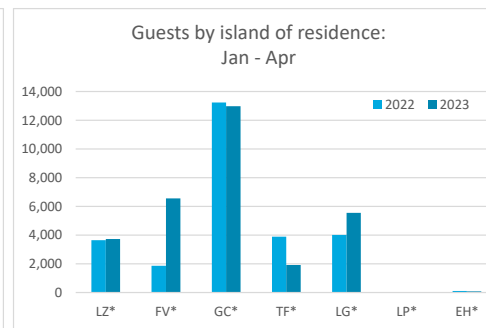
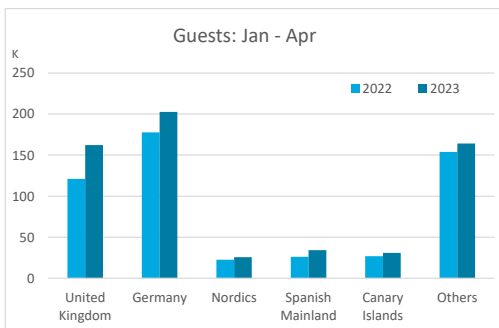


### LENGHT OF STAY

	TOTAL				Hotels				Apartments			
	Abroad	Mainland	Canary Islands	Total	Abroad	Mainland	Canary Islands	Total	Abroad	Mainland	Canary Islands	Total
	Jan - Apr 22	7.7	4.5	3.4	<b>7.3</b>	7.5	4.5	3.3	<b>7.2</b>	9.4	4.9	3.9
Jan - Apr 23	8.0	4.5	3.5	<b>7.6</b>	7.8	4.5	3.3	<b>7.4</b>	10.2	4.5	4.6	<b>9.2</b>
Change	0.3	0.0	0.1	<b>0.3</b>	0.3	0.1	0.0	<b>0.3</b>	0.8	-0.4	0.7	<b>0.7</b>



### GUESTS AND BEDNIGHTS BY PLACE OF RESIDENCE

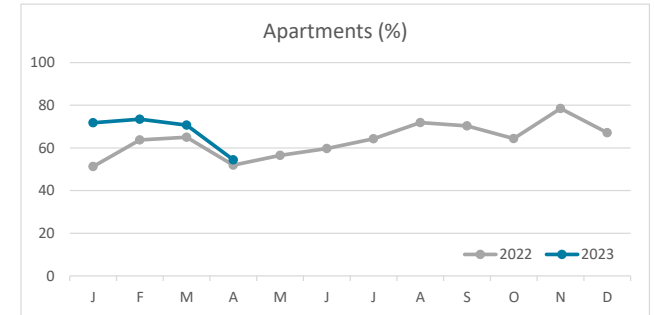
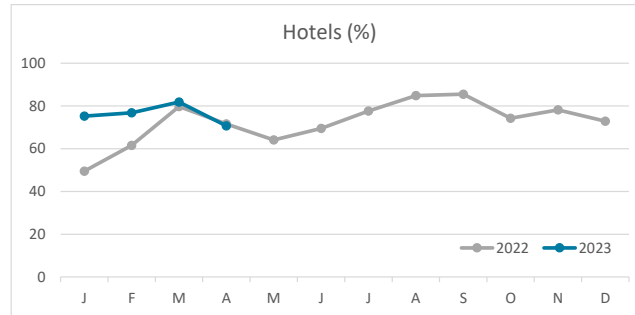
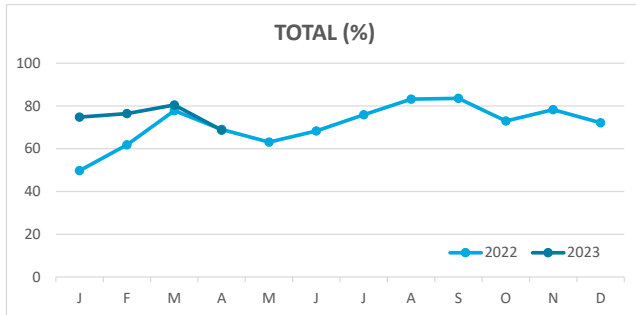


Note: LZ\* (Lanzarote), FV\* (Fuerteventura), GC\* (Gran Canaria), TF\* (Tenerife), LG\* (La Gomera), LP\* (La Palma) and EH\* (El Hierro).

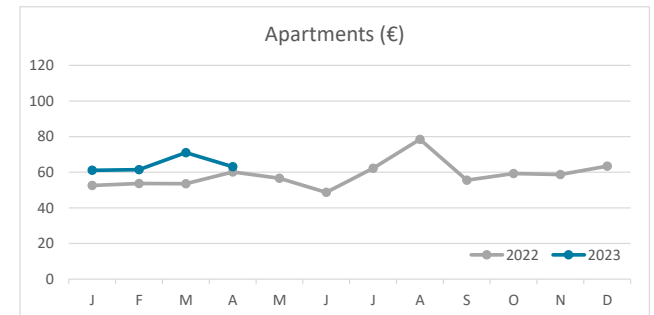
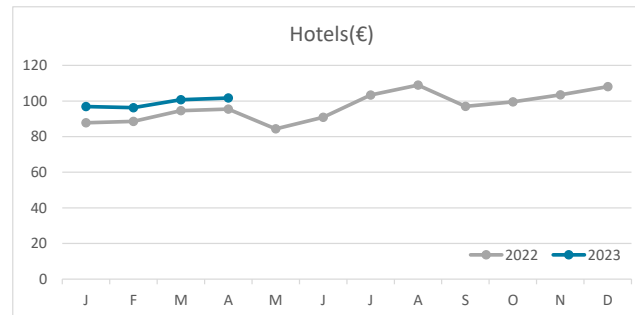
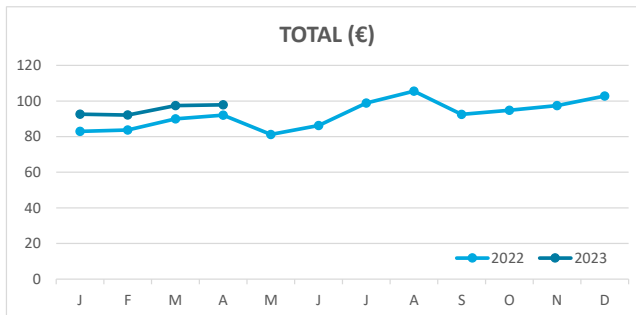
# Main tourist accommodation indicators FUERTEVENTURA (January - April 2023)



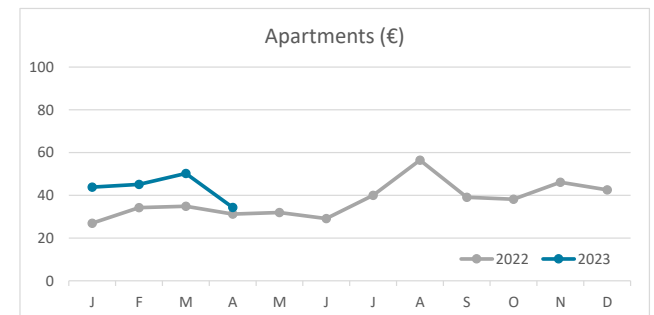
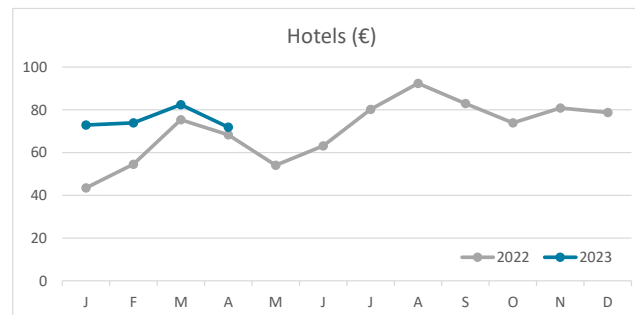
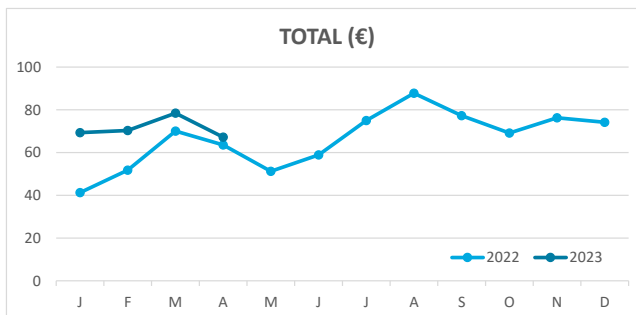
## OCCUPANCY RATE PER ROOM / APARTMENT



## ADR (Average Daily Rate)



## REVPAR (Revenue Per Available Room)



Note: "Guests indicator" refers to number of guests checking in as new arrivals.  
Source: Encuestas de Alojamiento Turístico (ISTAC)