

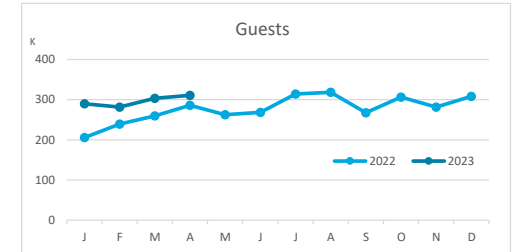
Main tourist accommodation indicators

GRAN CANARIA (January - April 2023)



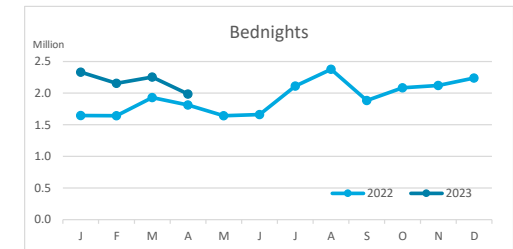
GUESTS BY ACCOMMODATION TYPE (*)

	TOTAL				Breakdown by accommodation type							
				Total	Hotels				Apartments			
	Abroad	Mainland	Canary Islands		Abroad	Mainland	Canary Islands	Total	Abroad	Mainland	Canary Islands	Total
Jan - Apr 22	793,874	89,462	106,748	990,084	614,691	82,223	76,826	773,740	179,183	7,239	29,922	216,344
Jan - Apr 23	973,602	97,528	114,071	1,185,201	745,341	87,859	78,655	911,855	228,261	9,669	35,416	273,346
Change	179,728	8,066	7,323	195,117	130,650	5,636	1,829	138,115	49,078	2,430	5,494	57,002
Change, %	22.6%	9.0%	6.9%	19.7%	21.3%	6.9%	2.4%	17.9%	27.4%	33.6%	18.4%	26.3%



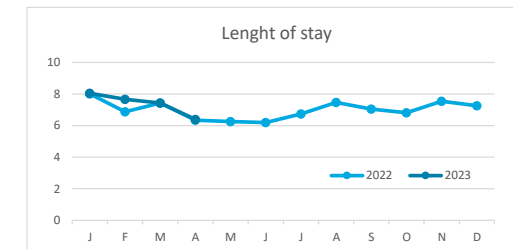
BEDNIGHTS

	TOTAL				Breakdown by accommodation type							
				Total	Hotels				Apartments			
	Abroad	Mainland	Canary Islands		Abroad	Mainland	Canary Islands	Total	Abroad	Mainland	Canary Islands	Total
Jan - Apr 22	6,353,721	351,098	326,801	7,031,620	4,576,161	313,865	203,754	5,093,780	1,777,560	37,233	123,047	1,937,840
Jan - Apr 23	7,989,347	369,632	370,964	8,729,943	5,575,826	326,052	223,223	6,125,101	2,413,521	43,580	147,741	2,604,842
Change	1,635,626	18,534	44,163	1,698,323	999,665	12,187	19,469	1,031,321	635,961	6,347	24,694	667,002
Change, %	25.7%	5.3%	13.5%	24.2%	21.8%	3.9%	9.6%	20.2%	35.8%	17.0%	20.1%	34.4%

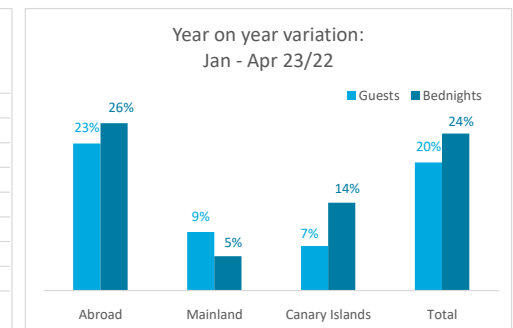
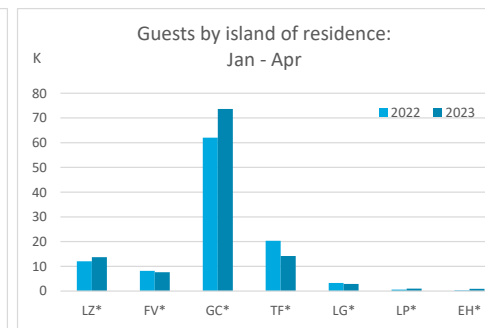
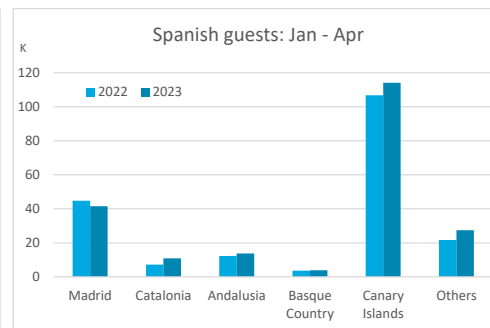
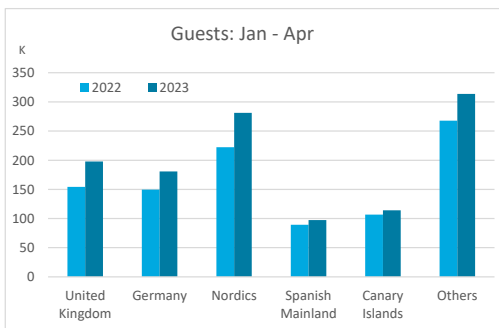


LENGTH OF STAY

	TOTAL				Breakdown by accommodation type							
				Total	Hotels				Apartments			
	Abroad	Mainland	Canary Islands		Abroad	Mainland	Canary Islands	Total	Abroad	Mainland	Canary Islands	Total
Jan - Apr 22	8.0	3.9	3.1	7.1	7.4	3.8	2.7	6.6	9.9	5.1	4.1	9.0
Jan - Apr 23	8.2	3.8	3.3	7.4	7.5	3.7	2.8	6.7	10.6	4.5	4.2	9.5
Change	0.2	-0.1	0.2	0.3	0.0	-0.1	0.2	0.1	0.7	-0.6	0.1	0.6



GUESTS AND BEDNIGHTS BY PLACE OF RESIDENCE

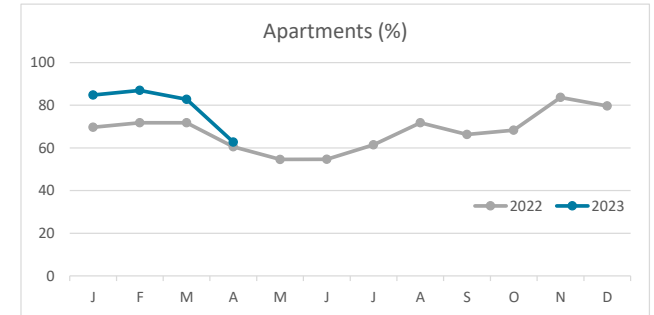
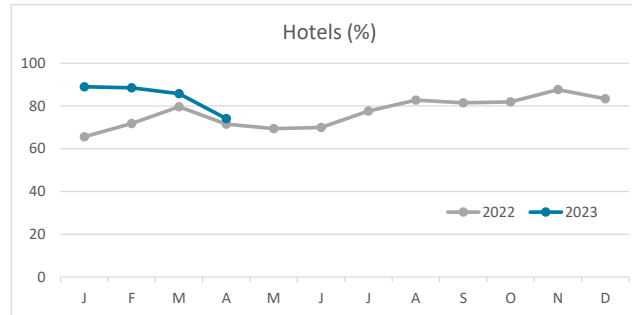
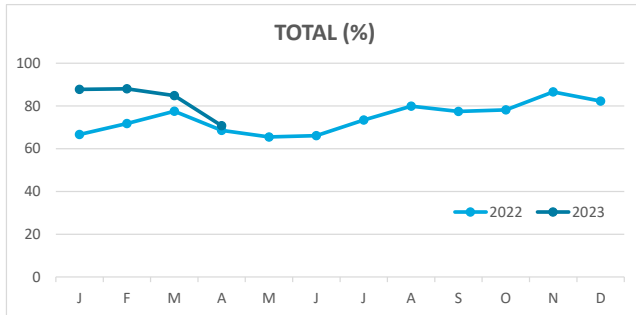


Note: LZ* (Lanzarote), FV* (Fuerteventura), GC* (Gran Canaria), TF* (Tenerife), LG* (La Gomera), LP* (La Palma) and EH* (El Hierro).

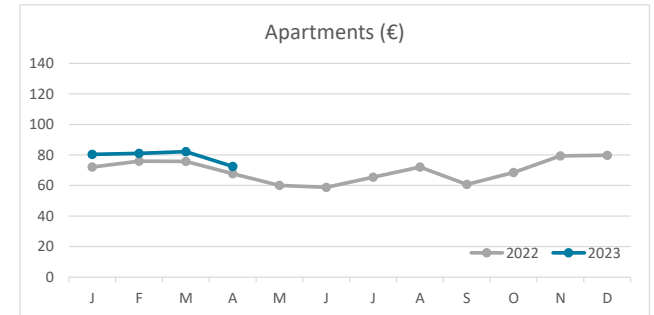
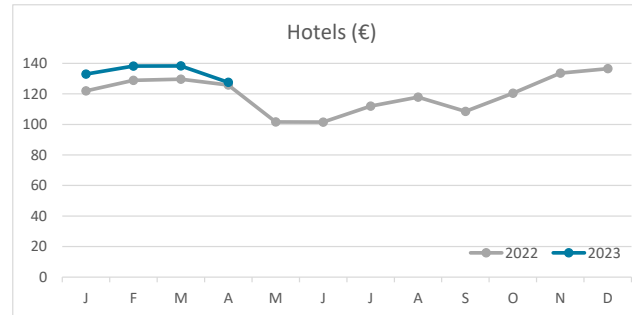
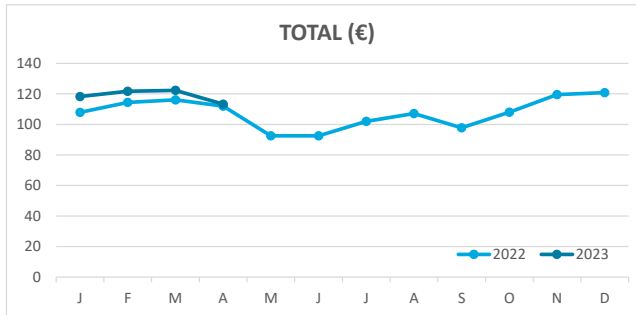
Main tourist accommodation indicators GRAN CANARIA (January - April 2023)



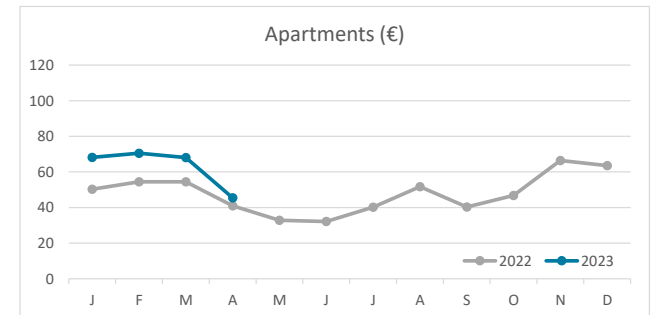
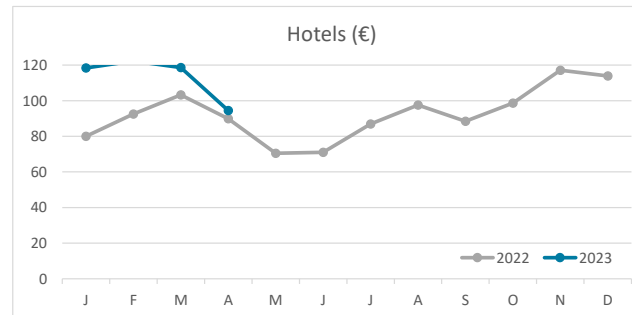
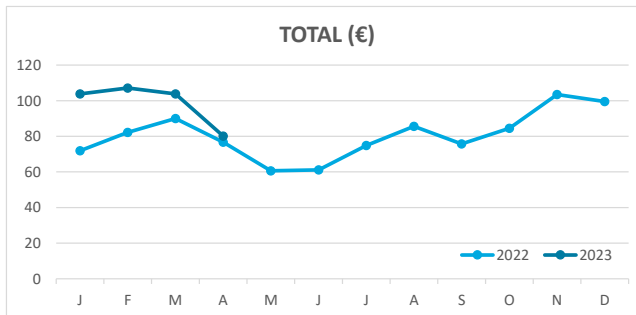
OCCUPANCY RATE PER ROOM / APARTMENT



ADR (Average Daily Rate)



REVPAR (Revenue Per Available Room)



Note: "Guests indicator" refers to number of guests checking in as new arrivals.
Source: Encuestas de Alojamiento Turístico (ISTAC)