

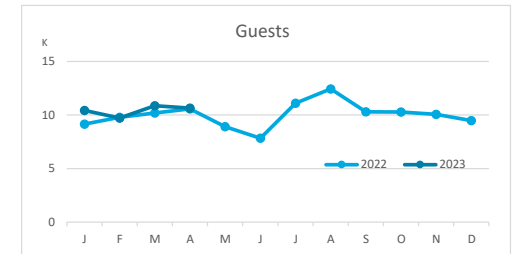
Main tourist accommodation indicators

LA GOMERA (January - April 2023)



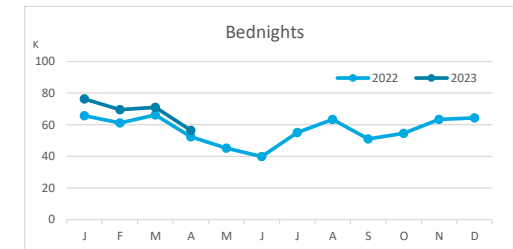
GUESTS BY ACCOMMODATION TYPE (*)

	Breakdown by accommodation type											
	TOTAL				Hotels				Apartments			
	Abroad	Mainland	Canary Islands	Total	Abroad	Mainland	Canary Islands	Total	Abroad	Mainland	Canary Islands	Total
Jan - Apr 22	27,356	1,346	11,015	39,717	17,568	1,001	7,510	26,079	9,788	345	3,505	13,638
Jan - Apr 23	29,217	1,173	11,277	41,667	19,331	944	8,238	28,513	9,886	229	3,039	13,154
Change	1,861	-173	262	1,950	1,763	-57	728	2,434	98	-116	-466	-484
Change, %	6.8%	-12.9%	2.4%	4.9%	10.0%	-5.7%	9.7%	9.3%	1.0%	-33.6%	-13.3%	-3.5%



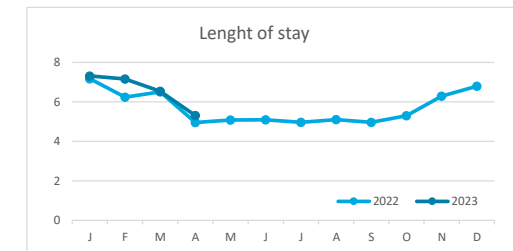
BEDNIGHTS

	Breakdown by accommodation type											
	TOTAL				Hotels				Apartments			
	Abroad	Mainland	Canary Islands	Total	Abroad	Mainland	Canary Islands	Total	Abroad	Mainland	Canary Islands	Total
Jan - Apr 22	213,915	4,203	27,356	245,474	110,116	3,092	16,350	129,558	103,799	1,111	11,006	115,916
Jan - Apr 23	236,724	3,745	33,019	273,488	124,072	3,058	19,223	146,353	112,652	687	13,796	127,135
Change	22,809	-458	5,663	28,014	13,956	-34	2,873	16,795	8,853	-424	2,790	11,219
Change, %	10.7%	-10.9%	20.7%	11.4%	12.7%	-1.1%	17.6%	13.0%	8.5%	-38.2%	25.3%	9.7%

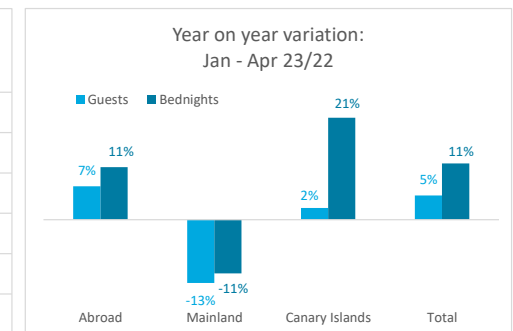
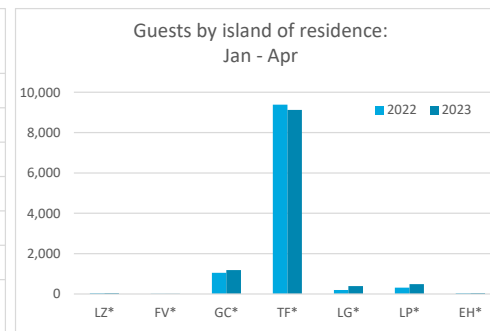
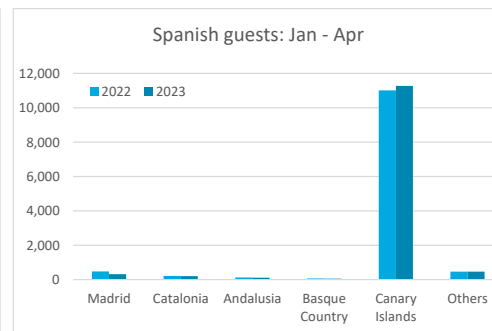
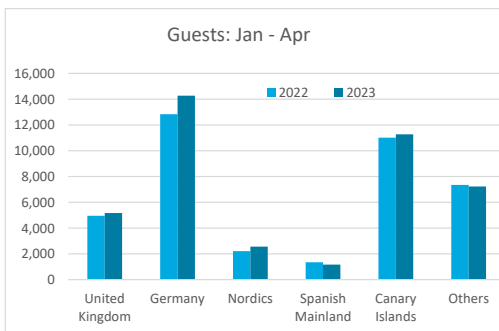


LENGHT OF STAY

	Breakdown by accommodation type											
	TOTAL				Hotels				Apartments			
	Abroad	Mainland	Canary Islands	Total	Abroad	Mainland	Canary Islands	Total	Abroad	Mainland	Canary Islands	Total
Jan - Apr 22	7.8	3.1	2.5	6.2	6.3	3.1	2.2	5.0	10.6	3.2	3.1	8.5
Jan - Apr 23	8.1	3.2	2.9	6.6	6.4	3.2	2.3	5.1	11.4	3.0	4.5	9.7
Change	0.3	0.1	0.4	0.4	0.2	0.2	0.2	0.2	0.8	-0.2	1.4	1.2



GUESTS AND BEDNIGHTS BY PLACE OF RESIDENCE

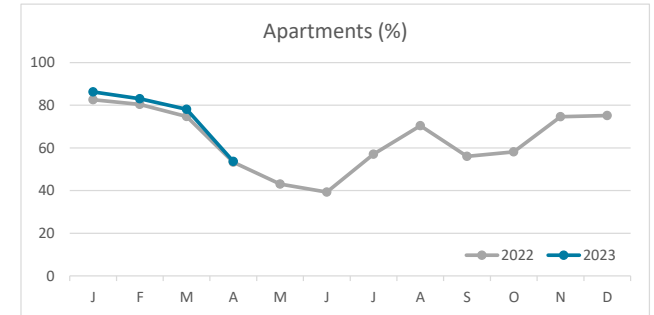
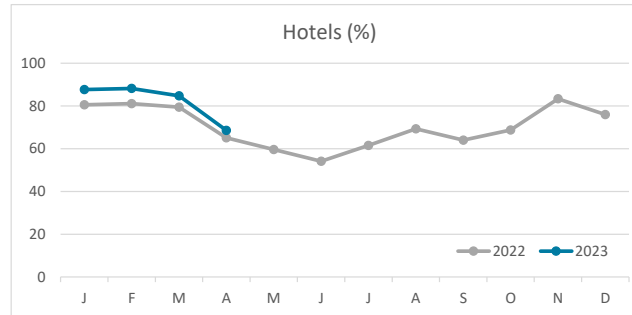
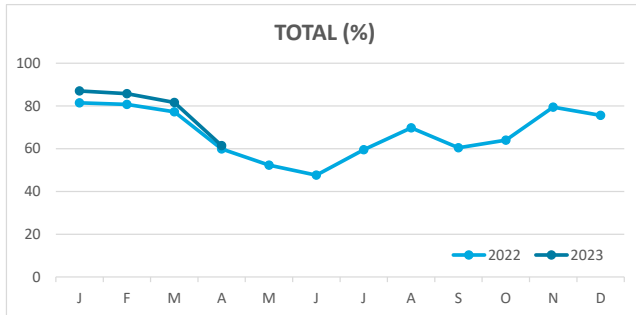


Note: LZ* (Lanzarote), FV* (Fuerteventura), GC* (Gran Canaria), TF* (Tenerife), LG* (La Gomera), LP* (La Palma) and EH* (El Hierro).

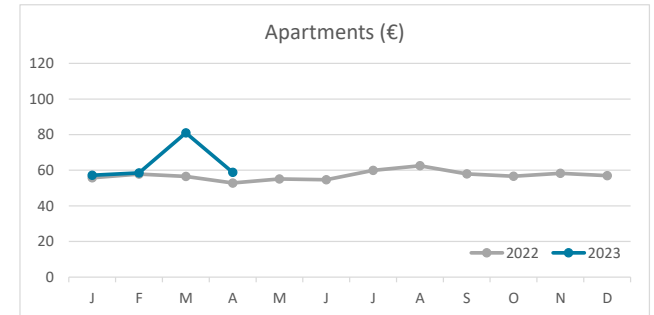
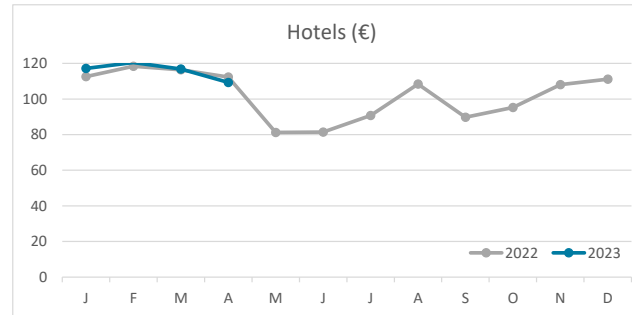
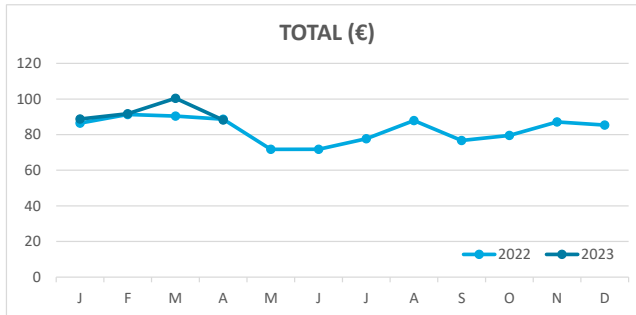
Main tourist accommodation indicators LA GOMERA (January - April 2023)



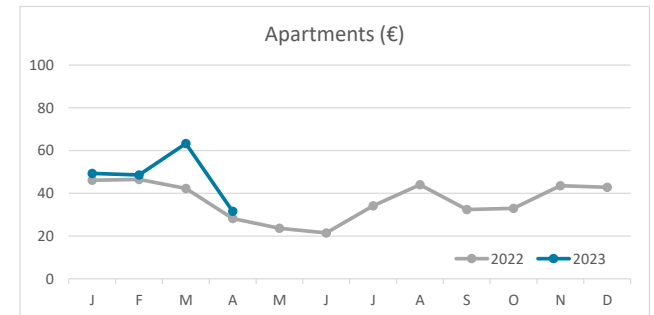
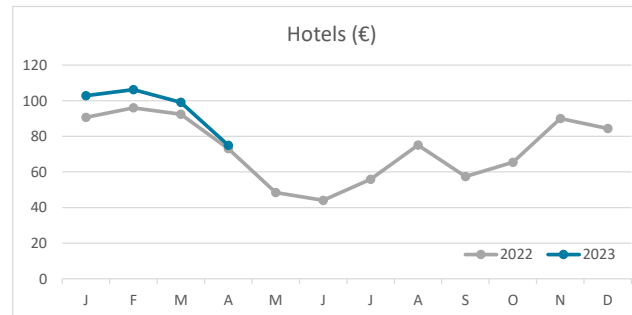
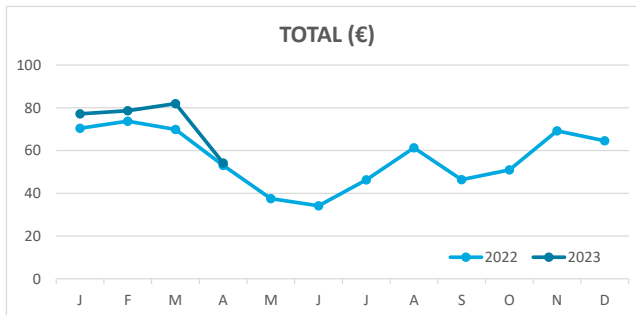
OCCUPANCY RATE PER ROOM / APARTMENT



ADR (Average Daily Rate)



REVPAR (Revenue Per Available Room)



Note: "Guests indicator" refers to number of guests checking in as new arrivals.
Source: Encuestas de Alojamiento Turístico (ISTAC)