

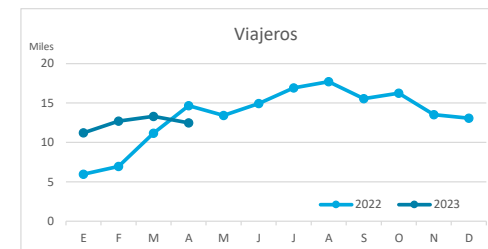
Principales indicadores de alojamiento turístico

LA PALMA (hasta abril de 2023)



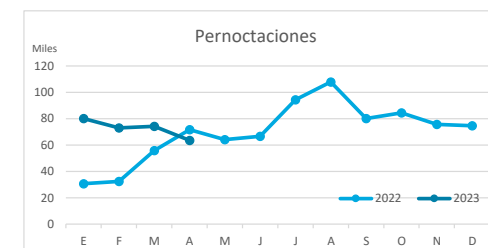
VIAJEROS EN ALOJAMIENTO TURÍSTICO

| | TOTAL | | | | Detalle según tipo de alojamiento | | | | | | | |
|-----------|-------------|--------------|----------|---------------|-----------------------------------|--------------|----------|---------------|---------------|--------------|----------|---------------|
| | | | | | Hotelero | | | | Extrahotelero | | | |
| | Extranjeros | Peninsulares | Canarios | Total | Extranjeros | Peninsulares | Canarios | Total | Extranjeros | Peninsulares | Canarios | Total |
| ene-abr22 | 14.549 | 14.648 | 9.566 | 38.763 | 9.049 | 11.290 | 4.811 | 25.150 | 5.500 | 3.358 | 4.755 | 13.613 |
| ene-abr23 | 28.288 | 11.913 | 9.524 | 49.725 | 21.569 | 10.394 | 6.023 | 37.986 | 6.719 | 1.519 | 3.501 | 11.739 |
| Dif | 13.739 | -2.735 | -42 | 10.962 | 12.520 | -896 | 1.212 | 12.836 | 1.219 | -1.839 | -1.254 | -1.874 |
| Dif, % | 94,4% | -18,7% | -0,4% | 28,3% | 138,4% | -7,9% | 25,2% | 51,0% | 22,2% | -54,8% | -26,4% | -13,8% |



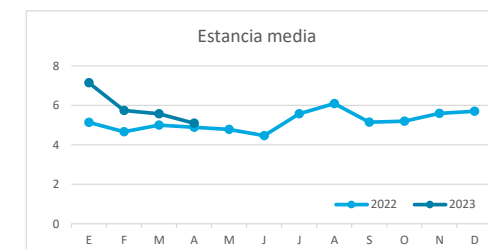
PERNOCTACIONES

| | TOTAL | | | | Detalle según tipo de alojamiento | | | | | | | |
|-----------|-------------|--------------|----------|----------------|-----------------------------------|--------------|----------|----------------|---------------|--------------|----------|---------------|
| | | | | | Hotelero | | | | Extrahotelero | | | |
| | Extranjeros | Peninsulares | Canarios | Total | Extranjeros | Peninsulares | Canarios | Total | Extranjeros | Peninsulares | Canarios | Total |
| ene-abr22 | 93.204 | 58.749 | 38.553 | 190.506 | 53.659 | 45.164 | 22.376 | 121.199 | 39.545 | 13.585 | 16.177 | 69.307 |
| ene-abr23 | 216.094 | 43.241 | 31.535 | 290.870 | 143.222 | 35.578 | 18.529 | 197.329 | 72.872 | 7.663 | 13.006 | 93.541 |
| Dif | 122.890 | -15.508 | -7.018 | 100.364 | 89.563 | -9.586 | -3.847 | 76.130 | 33.327 | -5.922 | -3.171 | 24.234 |
| Dif, % | 131,9% | -26,4% | -18,2% | 52,7% | 166,9% | -21,2% | -17,2% | 62,8% | 84,3% | -43,6% | -19,6% | 35,0% |

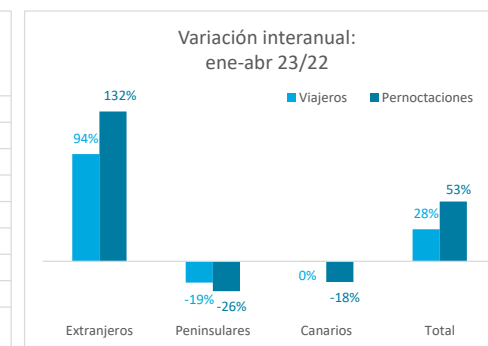
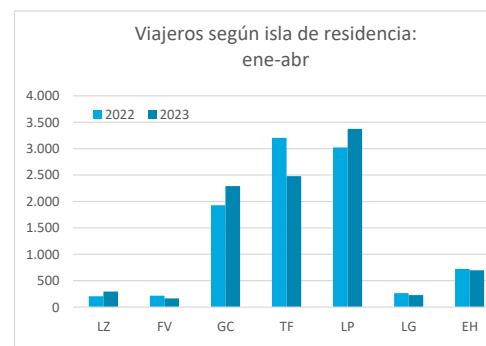
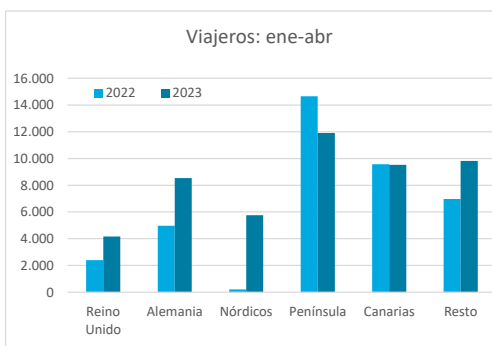


ESTANCIA MEDIA

| | TOTAL | | | | Detalle según tipo de alojamiento | | | | | | | |
|-----------|-------------|--------------|----------|------------|-----------------------------------|--------------|----------|------------|---------------|--------------|----------|------------|
| | | | | | Hotelero | | | | Extrahotelero | | | |
| | Extranjeros | Peninsulares | Canarios | Total | Extranjeros | Peninsulares | Canarios | Total | Extranjeros | Peninsulares | Canarios | Total |
| ene-abr22 | 6,4 | 4,0 | 4,0 | 4,9 | 5,9 | 4,0 | 4,7 | 4,8 | 7,2 | 4,0 | 3,4 | 5,1 |
| ene-abr23 | 7,6 | 3,6 | 3,3 | 5,8 | 6,6 | 3,4 | 3,1 | 5,2 | 10,8 | 5,0 | 3,7 | 8,0 |
| Dif | 1,2 | -0,4 | -0,7 | 0,9 | 0,7 | -0,6 | -1,6 | 0,4 | 3,7 | 1,0 | 0,3 | 2,9 |



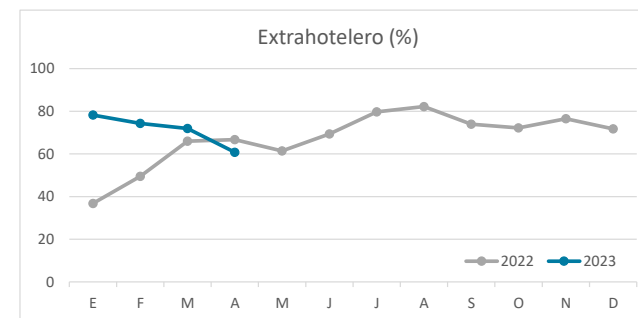
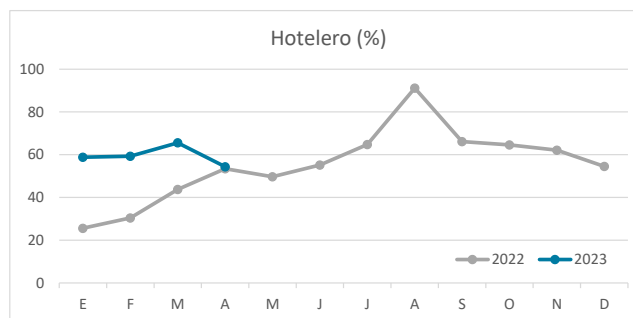
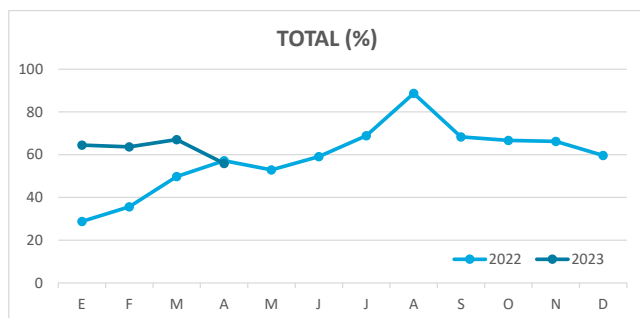
DETALLE VIAJEROS Y PERNOCTACIONES SEGÚN LUGAR DE RESIDENCIA



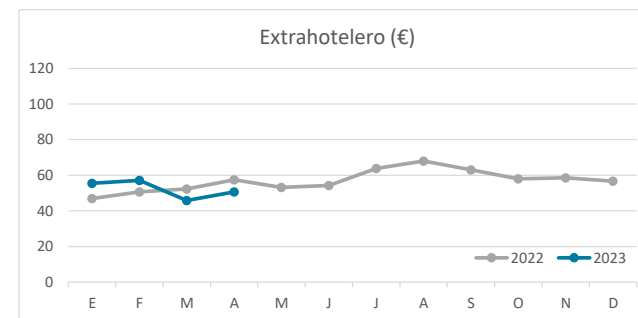
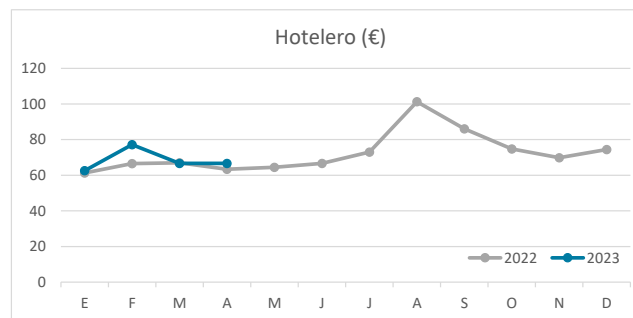
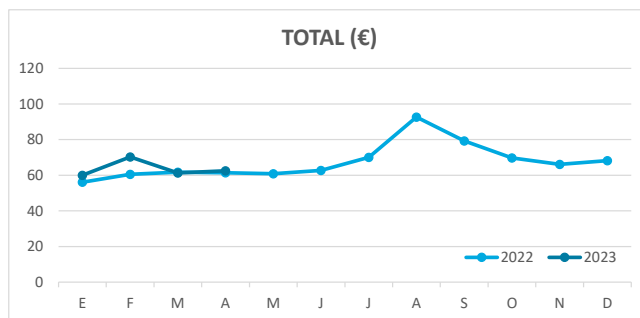
Principales indicadores de alojamiento turístico

LA PALMA (hasta abril de 2023)

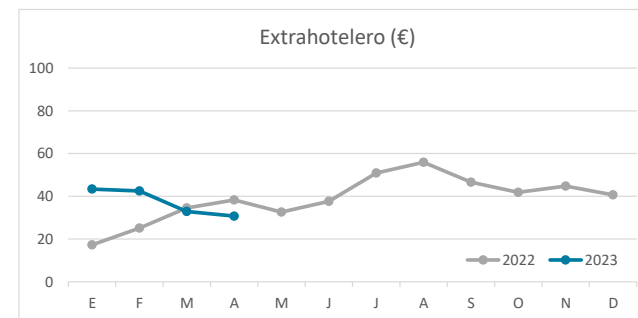
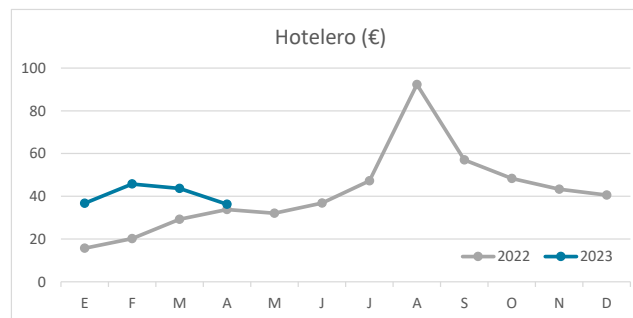
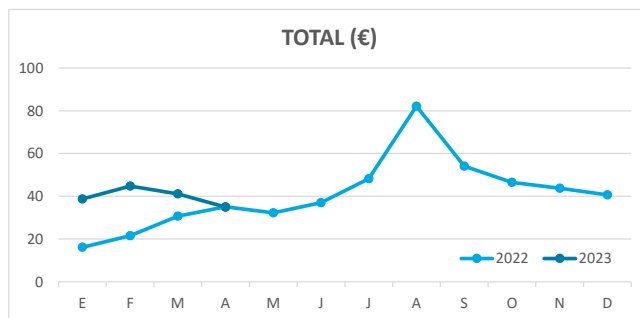
ÍNDICE DE OCUPACIÓN POR HABITACIÓN / APARTAMENTO



ADR (tarifa media diaria)



REVPAR (ingreso por habitación/apartamento disponible)



Nota: el indicador de viajeros se refiere a viajeros entrados.
Fuente: Encuestas de Alojamiento Turístico (ISTAC)