

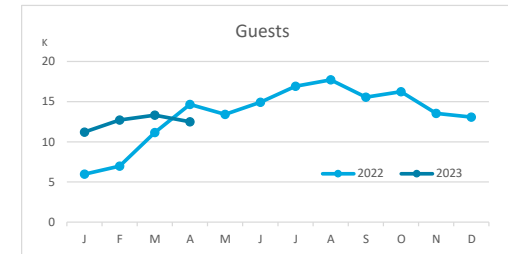
Main tourist accommodation indicators

LA PALMA (January - April 2023)



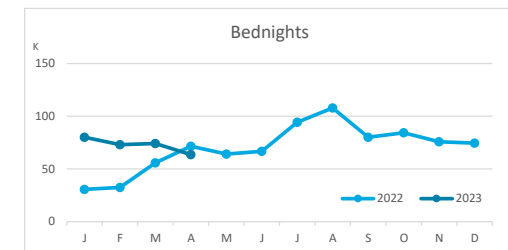
GUESTS BY ACCOMMODATION TYPE (*)

	TOTAL				Breakdown by accommodation type							
					Hotels				Apartments			
	Abroad	Mainland	Canary Islands	Total	Abroad	Mainland	Canary Islands	Total	Abroad	Mainland	Canary Islands	Total
Jan - Apr 22	14,549	14,648	9,566	38,763	9,049	11,290	4,811	25,150	5,500	3,358	4,755	13,613
Jan - Apr 23	28,288	11,913	9,524	49,725	21,569	10,394	6,023	37,986	6,719	1,519	3,501	11,739
Change	13,739	-2,735	-42	10,962	12,520	-896	1,212	12,836	1,219	-1,839	-1,254	-1,874
Change, %	94.4%	-18.7%	-0.4%	28.3%	138.4%	-7.9%	25.2%	51.0%	22.2%	-54.8%	-26.4%	-13.8%



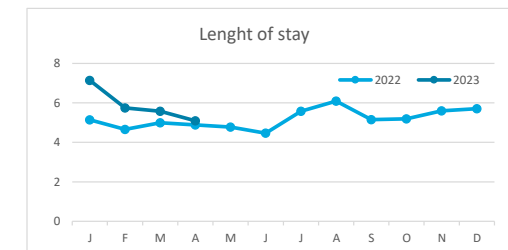
BEDNIGHTS

	TOTAL				Breakdown by accommodation type							
					Hotels				Apartments			
	Abroad	Mainland	Canary Islands	Total	Abroad	Mainland	Canary Islands	Total	Abroad	Mainland	Canary Islands	Total
Jan - Apr 22	93,204	58,749	38,553	190,506	53,659	45,164	22,376	121,199	39,545	13,585	16,177	69,307
Jan - Apr 23	216,094	43,241	31,535	290,870	143,222	35,578	18,529	197,329	72,872	7,663	13,006	93,541
Change	122,890	-15,508	-7,018	100,364	89,563	-9,586	-3,847	76,130	33,327	-5,922	-3,171	24,234
Change, %	131.9%	-26.4%	-18.2%	52.7%	166.9%	-21.2%	-17.2%	62.8%	84.3%	-43.6%	-19.6%	35.0%

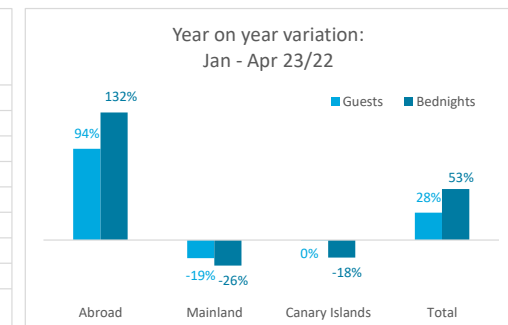
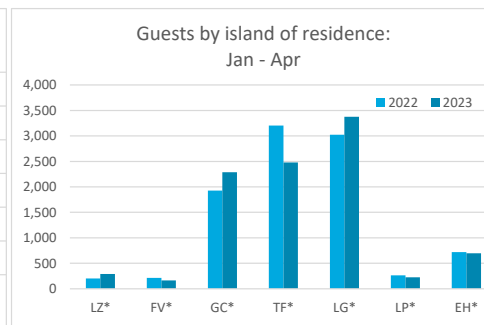
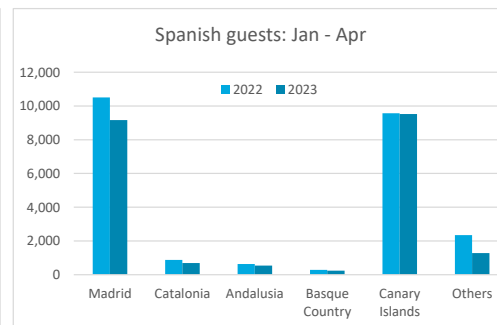
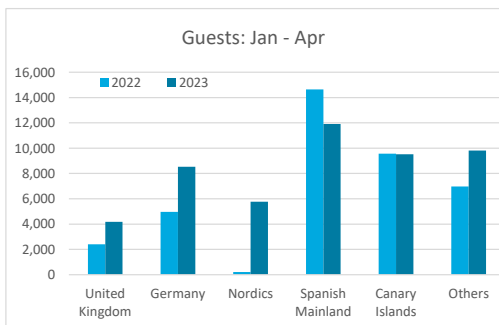


LENGTH OF STAY

	TOTAL				Breakdown by accommodation type							
					Hotels				Apartments			
	Abroad	Mainland	Canary Islands	Total	Abroad	Mainland	Canary Islands	Total	Abroad	Mainland	Canary Islands	Total
Jan - Apr 22	6.4	4.0	4.0	4.9	5.9	4.0	4.7	4.8	7.2	4.0	3.4	5.1
Jan - Apr 23	7.6	3.6	3.3	5.8	6.6	3.4	3.1	5.2	10.8	5.0	3.7	8.0
Change	1.2	-0.4	-0.7	0.9	0.7	-0.6	-1.6	0.4	3.7	1.0	0.3	2.9



GUESTS AND BEDNIGHTS BY PLACE OF RESIDENCE



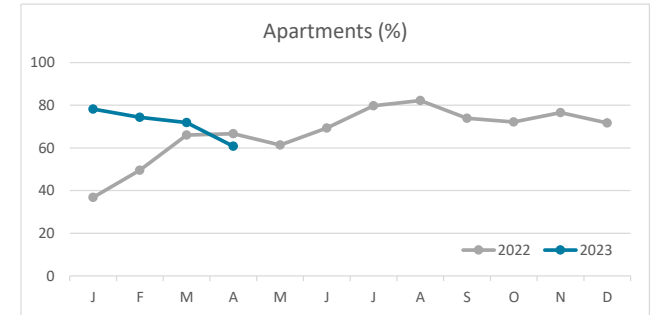
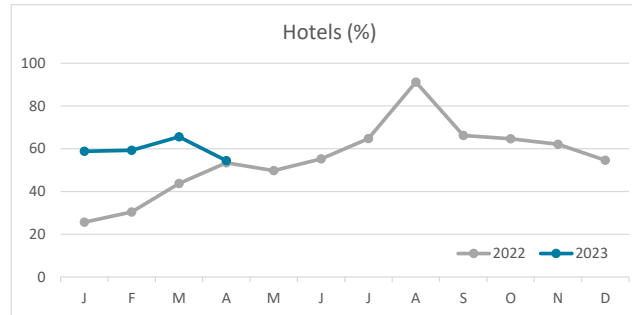
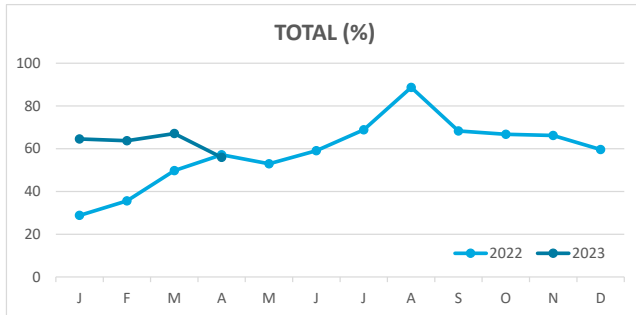
Note: LZ* (Lanzarote), FV* (Fuerteventura), GC* (Gran Canaria), TF* (Tenerife), LG* (La Gomera), LP* (La Palma) and EH* (El Hierro).

Main tourist accommodation indicators

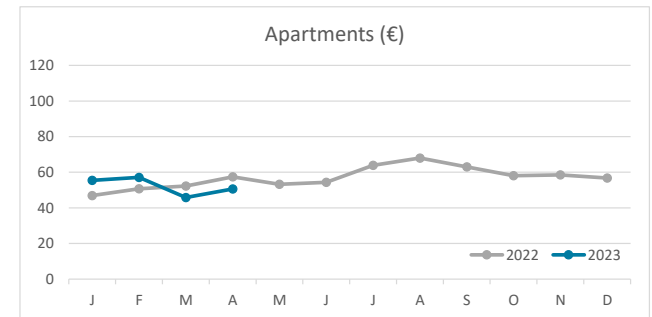
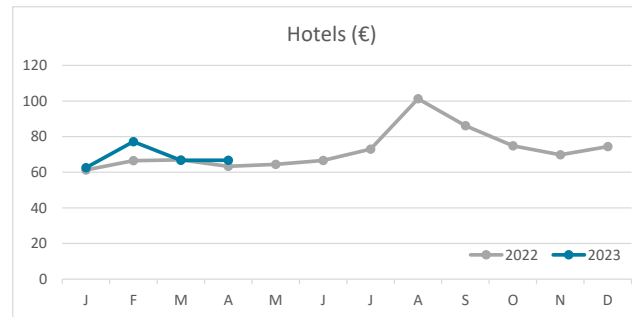
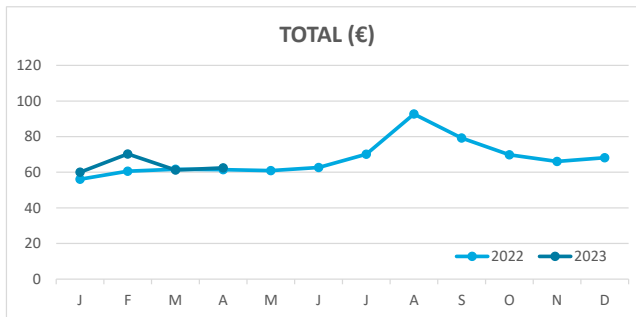
LA PALMA (January - April 2023)



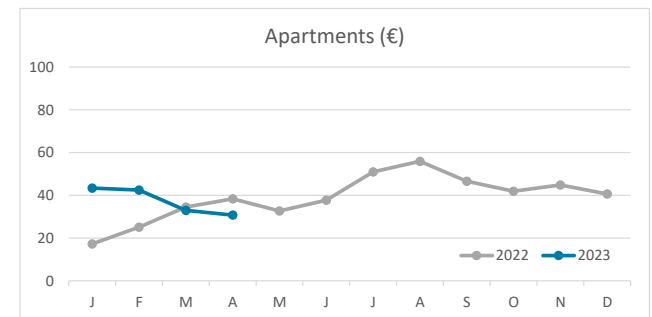
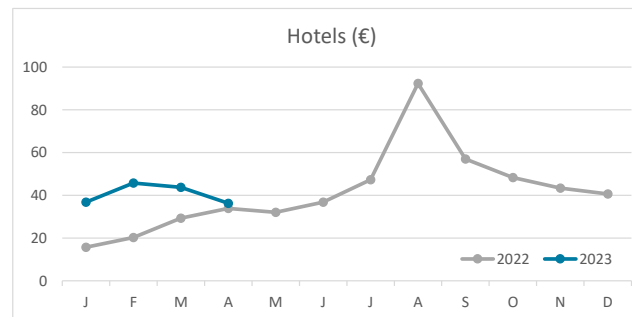
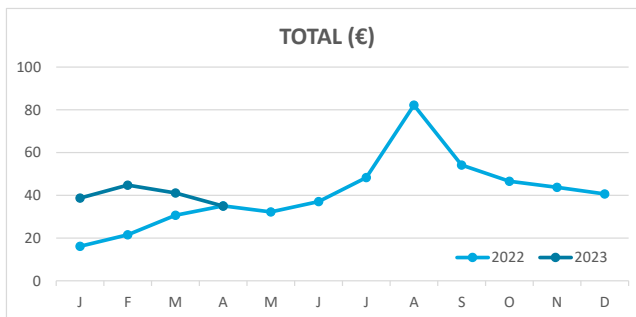
OCCUPANCY RATE PER ROOM / APARTMENT



ADR (Average Daily Rate)



REVPAR (Revenue Per Available Room)



Note: "Guests indicator" refers to number of guests checking in as new arrivals.
 Source: Encuestas de Alojamiento Turístico (ISTAC)