

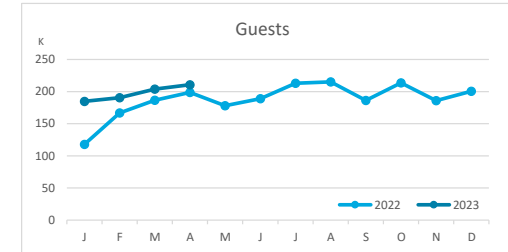
Main tourist accommodation indicators

LANZAROTE (January - April 2023)



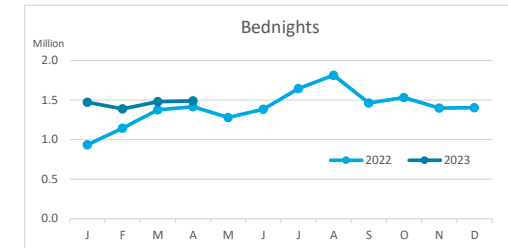
GUESTS BY ACCOMMODATION TYPE (*)

	TOTAL				Hotels				Apartments			
	Abroad	Mainland	Canary Islands	Total	Abroad	Mainland	Canary Islands	Total	Abroad	Mainland	Canary Islands	Total
	Jan - Apr 22	580,526	60,869	28,601	669,996	413,362	51,292	17,215	481,869	167,164	9,577	11,386
Jan - Apr 23	693,694	68,070	28,179	789,943	491,228	56,393	16,750	564,371	202,466	11,677	11,429	225,572
Change	113,168	7,201	-422	119,947	77,866	5,101	-465	82,502	35,302	2,100	43	37,445
Change, %	19.5%	11.8%	-1.5%	17.9%	18.8%	9.9%	-2.7%	17.1%	21.1%	21.9%	0.4%	19.9%



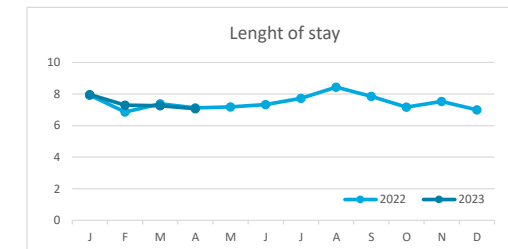
BEDNIGHTS

	TOTAL				Hotels				Apartments			
	Abroad	Mainland	Canary Islands	Total	Abroad	Mainland	Canary Islands	Total	Abroad	Mainland	Canary Islands	Total
	Jan - Apr 22	4,438,964	302,581	128,634	4,870,179	3,002,742	237,792	65,050	3,305,584	1,436,222	64,789	63,584
Jan - Apr 23	5,385,698	340,604	104,686	5,830,988	3,603,801	255,394	50,925	3,910,120	1,781,897	85,210	53,761	1,920,868
Change	946,734	38,023	-23,948	960,809	601,059	17,602	-14,125	604,536	345,675	20,421	-9,823	356,273
Change, %	21.3%	12.6%	-18.6%	19.7%	20.0%	7.4%	-21.7%	18.3%	24.1%	31.5%	-15.4%	22.8%

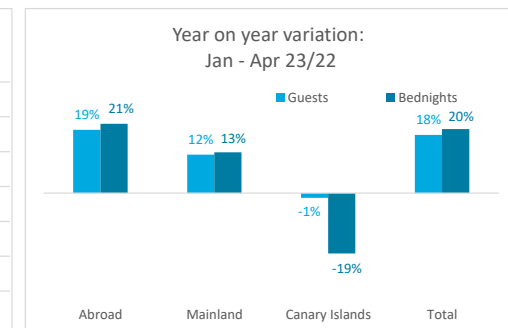
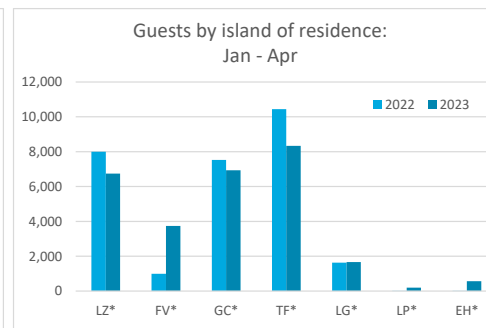
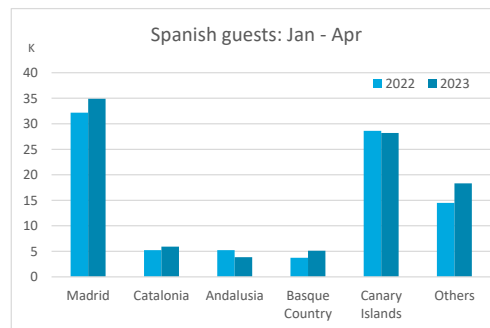
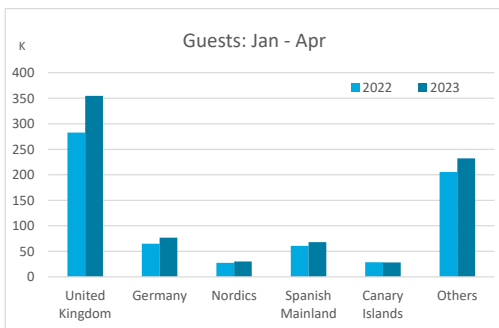


LENGTH OF STAY

	TOTAL				Hotels				Apartments			
	Abroad	Mainland	Canary Islands	Total	Abroad	Mainland	Canary Islands	Total	Abroad	Mainland	Canary Islands	Total
	Jan - Apr 22	7.6	5.0	4.5	7.3	7.3	4.6	3.8	6.9	8.6	6.8	5.6
Jan - Apr 23	7.8	5.0	3.7	7.4	7.3	4.5	3.0	6.9	8.8	7.3	4.7	8.5
Change	0.1	0.0	-0.8	0.1	0.1	-0.1	-0.7	0.1	0.2	0.5	-0.9	0.2



GUESTS AND BEDNIGHTS BY PLACE OF RESIDENCE



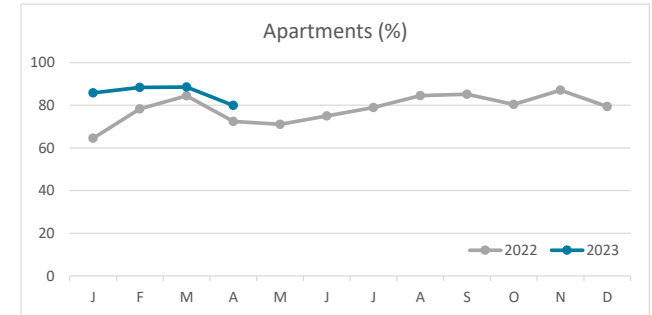
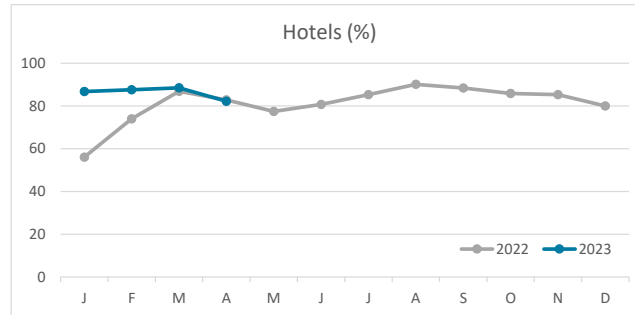
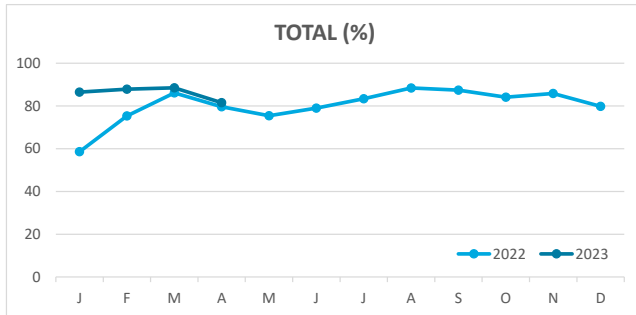
Note: LZ* (Lanzarote), FV* (Fuerteventura), GC* (Gran Canaria), TF* (Tenerife), LG* (La Gomera), LP* (La Palma) and EH* (El Hierro).

Main tourist accommodation indicators

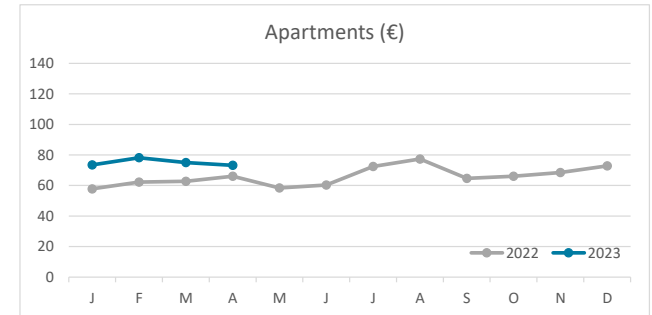
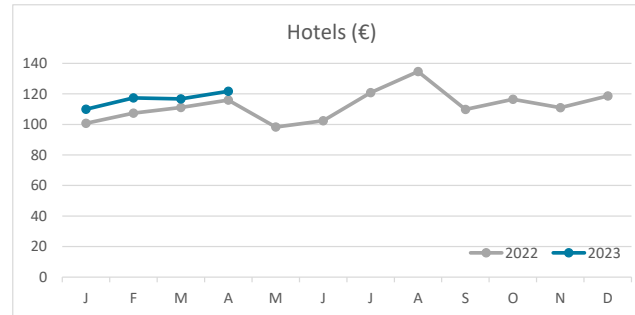
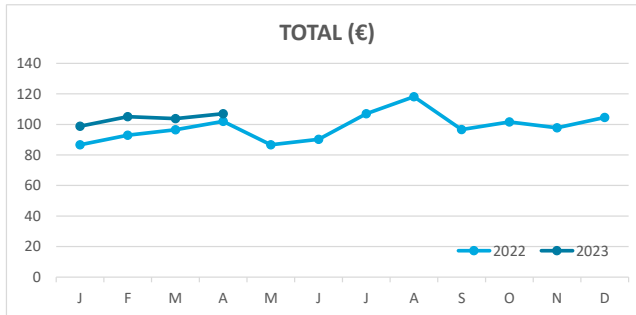
LANZAROTE (January - April 2023)



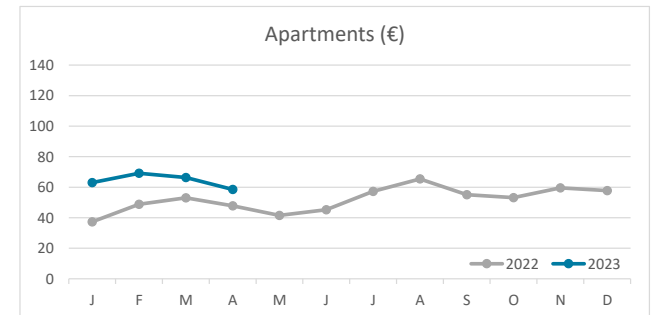
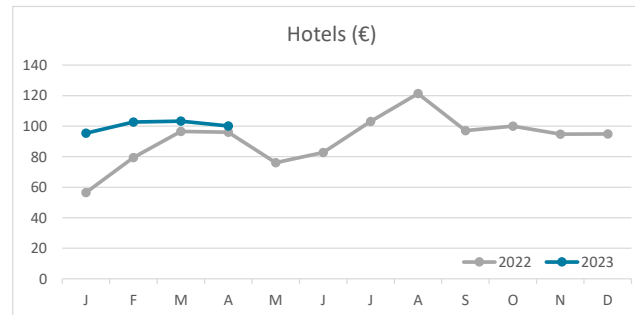
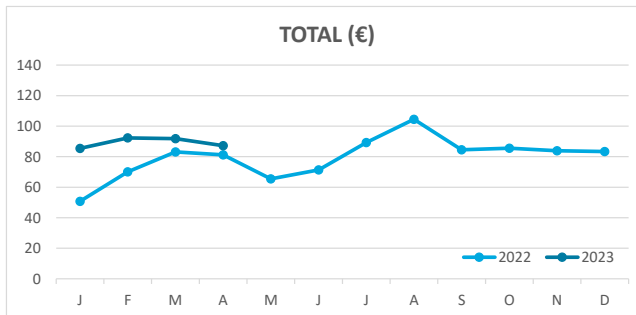
OCCUPANCY RATE PER ROOM / APARTMENT



ADR (Average Daily Rate)



REVPAR (Revenue Per Available Room)



Note: "Guests indicator" refers to number of guests checking in as new arrivals.
 Source: Encuestas de Alojamiento Turístico (ISTAC)