

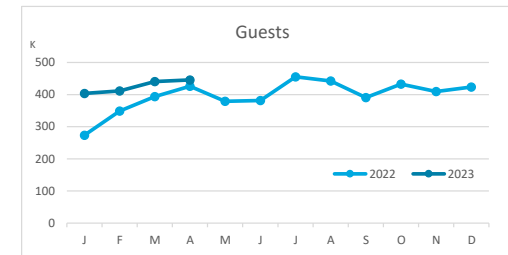
Main tourist accommodation indicators

TENERIFE (January - April 2023)



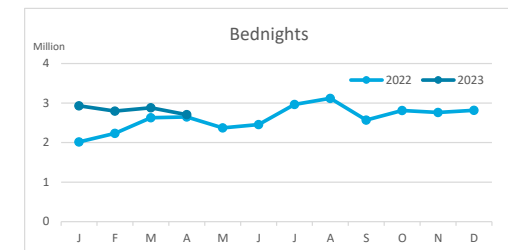
GUESTS BY ACCOMMODATION TYPE (*)

	TOTAL				Breakdown by accommodation type											
	TOTAL			Total	Hotels				Total	Apartments				Total		
	Abroad	Mainland	Canary Islands		Abroad	Mainland	Canary Islands	Abroad		Mainland	Canary Islands					
Jan - Apr 22	1,191,279	143,478	107,393	1,442,150	925,332	130,450	88,376	1,144,158	265,947	13,028	19,017	297,992				
Jan - Apr 23	1,418,278	171,406	111,139	1,700,823	1,096,213	155,046	91,488	1,342,747	322,065	16,360	19,651	358,076				
Change	226,999	27,928	3,746	258,673	170,881	24,596	3,112	198,589	56,118	3,332	634	60,084				
Change, %	19.1%	19.5%	3.5%	17.9%	18.5%	18.9%	3.5%	17.4%	21.1%	25.6%	3.3%	20.2%				



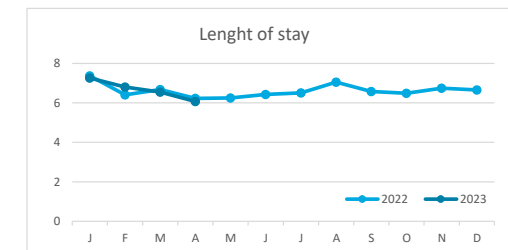
BEDNIGHTS

	TOTAL				Breakdown by accommodation type											
	TOTAL			Total	Hotels				Total	Apartments				Total		
	Abroad	Mainland	Canary Islands		Abroad	Mainland	Canary Islands	Abroad		Mainland	Canary Islands					
Jan - Apr 22	8,551,849	690,224	291,761	9,533,834	6,419,480	621,507	227,976	7,268,963	2,132,369	68,717	63,785	2,264,871				
Jan - Apr 23	10,179,477	796,054	343,203	11,318,734	7,580,516	718,887	272,683	8,572,086	2,598,961	77,167	70,520	2,746,648				
Change	1,627,628	105,830	51,442	1,784,900	1,161,036	97,380	44,707	1,303,123	466,592	8,450	6,735	481,777				
Change, %	19.0%	15.3%	17.6%	18.7%	18.1%	15.7%	19.6%	17.9%	21.9%	12.3%	10.6%	21.3%				

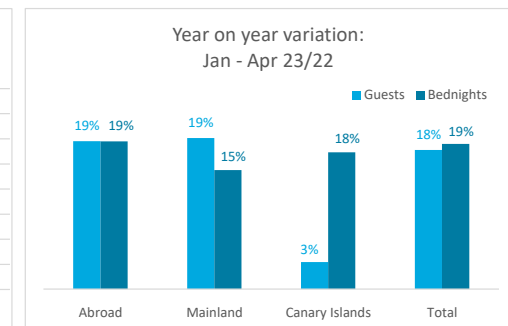
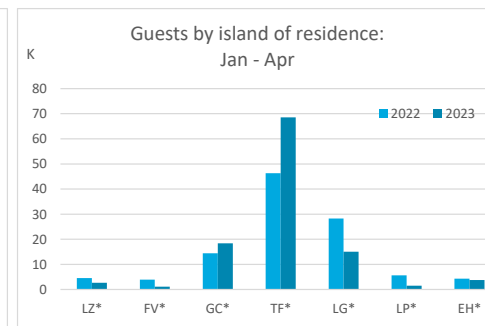
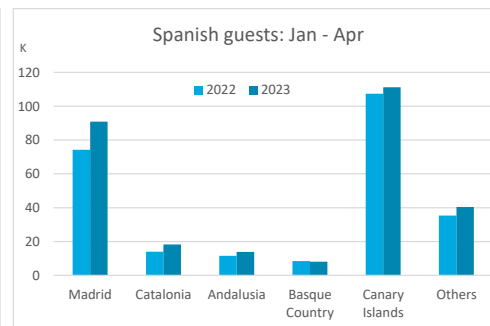
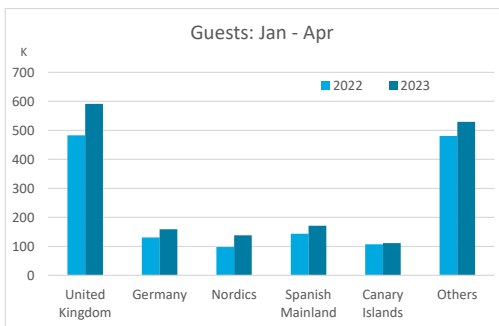


LENGHT OF STAY

	TOTAL				Breakdown by accommodation type											
	TOTAL			Total	Hotels				Total	Apartments				Total		
	Abroad	Mainland	Canary Islands		Abroad	Mainland	Canary Islands	Abroad		Mainland	Canary Islands					
Jan - Apr 22	7.2	4.8	2.7	6.6	6.9	4.8	2.6	6.4	8.0	5.3	3.4	7.6				
Jan - Apr 23	7.2	4.6	3.1	6.7	6.9	4.6	3.0	6.4	8.1	4.7	3.6	7.7				
Change	0.0	-0.2	0.4	0.0	0.0	-0.1	0.4	0.0	0.1	-0.6	0.2	0.1				



GUESTS AND BEDNIGHTS BY PLACE OF RESIDENCE



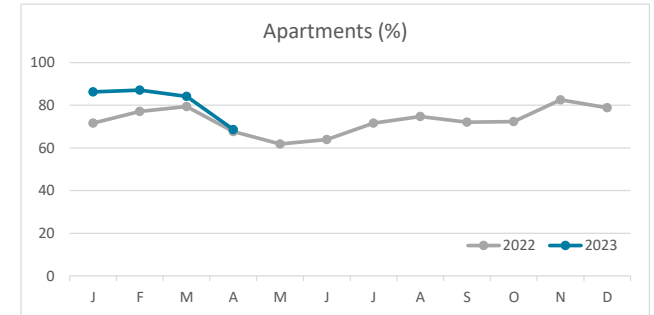
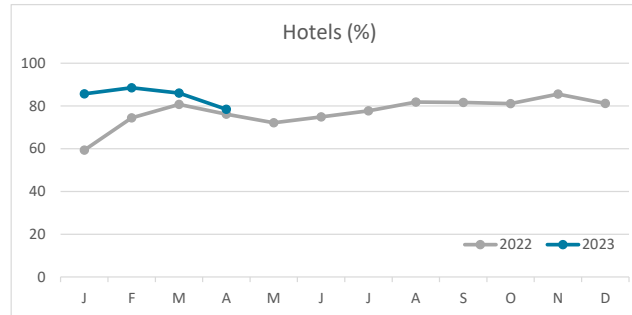
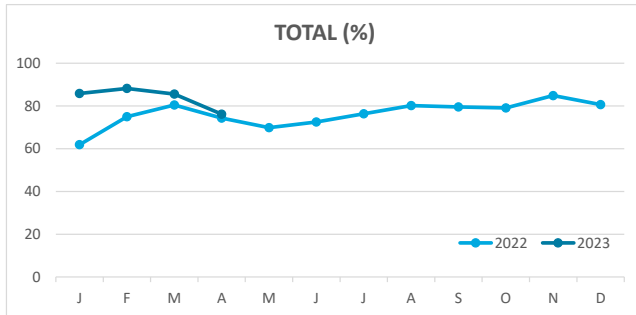
Note: LZ* (Lanzarote), FV* (Fuerteventura), GC* (Gran Canaria), TF* (Tenerife), LG* (La Gomera), LP* (La Palma) and EH* (El Hierro).

Main tourist accommodation indicators

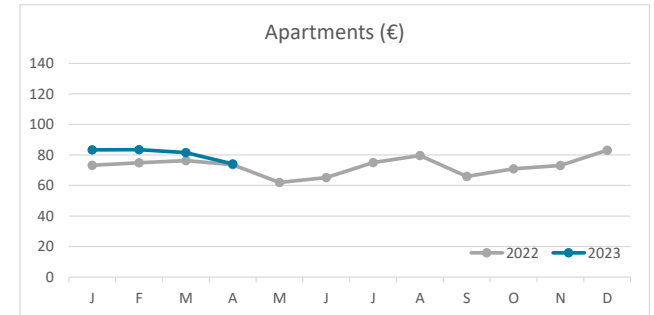
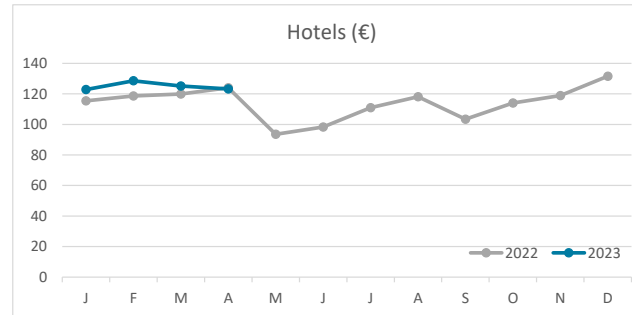
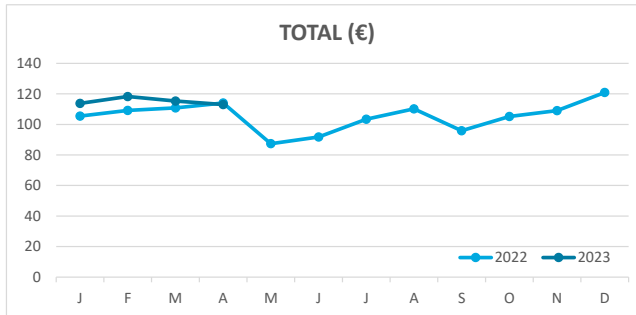
TENERIFE (January - April 2023)



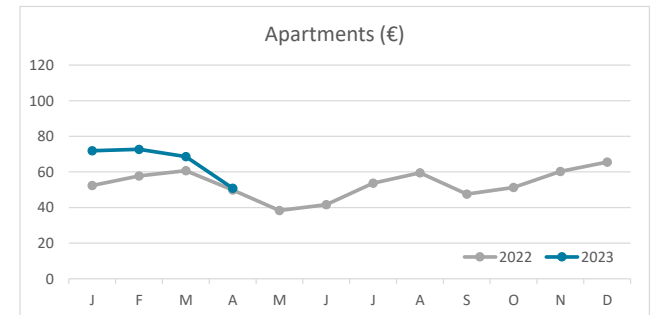
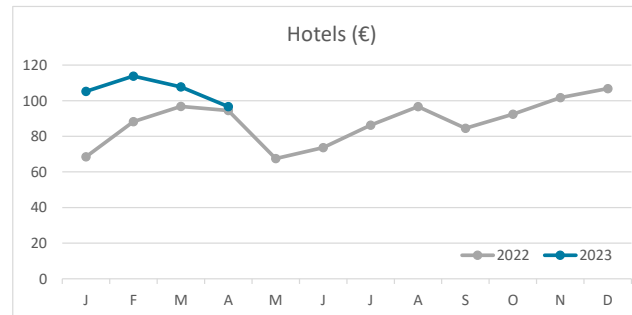
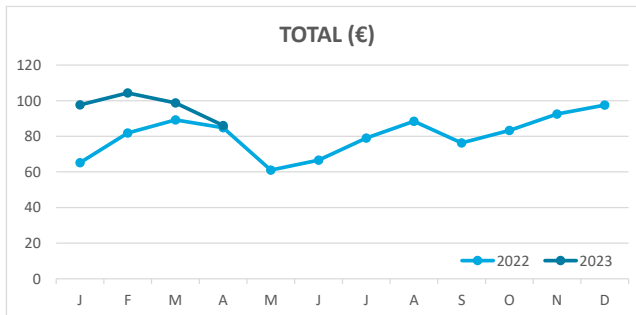
OCCUPANCY RATE PER ROOM / APARTMENT



ADR (Average Daily Rate)



REVPAR (Revenue Per Available Room)



Note: "Guests indicator" refers to number of guests checking in as new arrivals.
 Source: Encuestas de Alojamiento Turístico (ISTAC)