

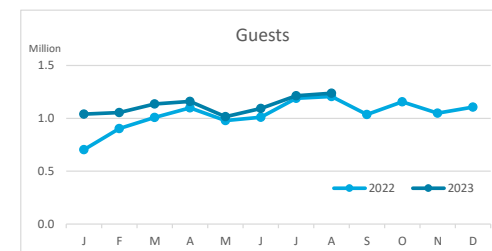
# Main tourist accommodation indicators

## CANARY ISLANDS (January - August 2023)



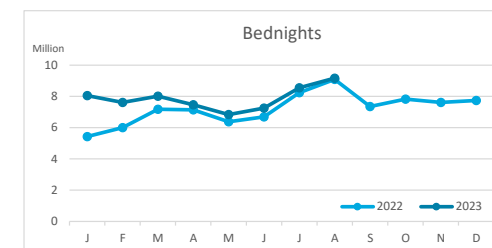
### GUESTS BY ACCOMMODATION TYPE (\*)

	TOTAL				Breakdown by accommodation type							
					Hotels				Apartments			
	Abroad	Mainland	Canary Islands	Total	Abroad	Mainland	Canary Islands	Total	Abroad	Mainland	Canary Islands	Total
Jan - Aug 22	6,223,845	956,416	920,449	<b>8,100,710</b>	4,889,908	826,661	649,088	<b>6,365,657</b>	1,333,937	129,755	271,361	<b>1,735,053</b>
Jan - Aug 23	7,038,673	973,103	941,193	<b>8,952,969</b>	5,502,302	838,208	661,324	<b>7,001,834</b>	1,536,021	135,468	281,290	<b>1,952,779</b>
Change	814,828	16,687	20,744	<b>852,259</b>	612,394	11,547	12,236	<b>636,177</b>	202,084	5,713	9,929	<b>217,726</b>
Change, %	13.1%	1.7%	2.3%	<b>10.5%</b>	12.5%	1.4%	1.9%	<b>10.0%</b>	15.1%	4.4%	3.7%	<b>12.5%</b>



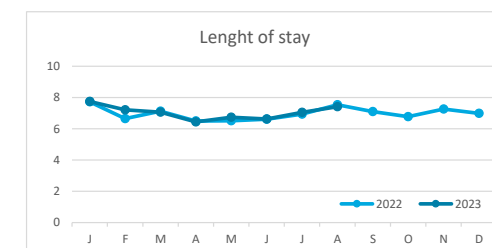
### BEDNIGHTS

	TOTAL				Breakdown by accommodation type							
					Hotels				Apartments			
	Abroad	Mainland	Canary Islands	Total	Abroad	Mainland	Canary Islands	Total	Abroad	Mainland	Canary Islands	Total
Jan - Aug 22	48,337,798	4,710,373	3,121,289	<b>56,169,460</b>	36,648,426	3,978,939	1,964,583	<b>42,591,948</b>	11,689,372	731,434	1,156,706	<b>13,577,512</b>
Jan - Aug 23	54,929,307	4,737,521	3,314,961	<b>62,981,789</b>	41,206,846	3,984,117	2,107,959	<b>47,298,922</b>	13,699,674	755,709	1,210,094	<b>15,665,477</b>
Change	6,591,509	27,148	193,672	<b>6,812,329</b>	4,558,420	5,178	143,376	<b>4,706,974</b>	2,010,302	24,275	53,388	<b>2,087,965</b>
Change, %	13.6%	0.6%	6.2%	<b>12.1%</b>	12.4%	0.1%	7.3%	<b>11.1%</b>	17.2%	3.3%	4.6%	<b>15.4%</b>

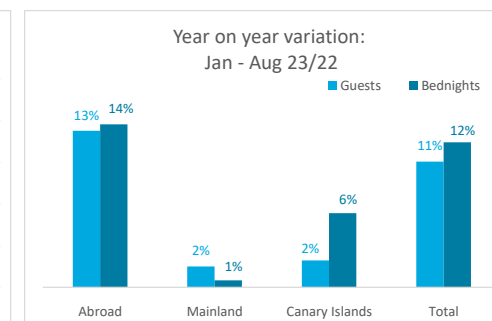
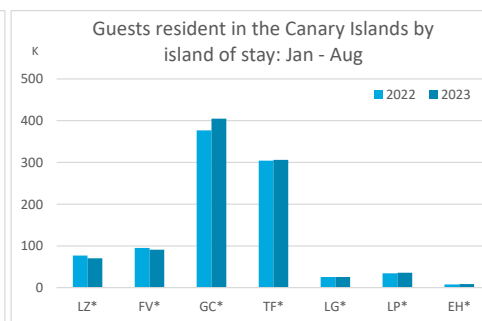
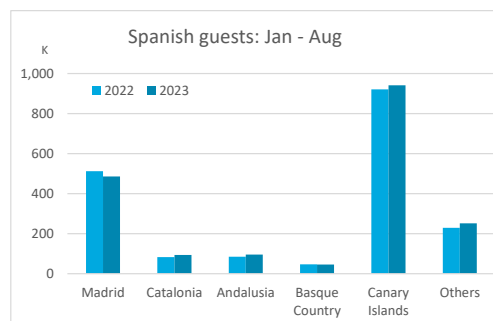
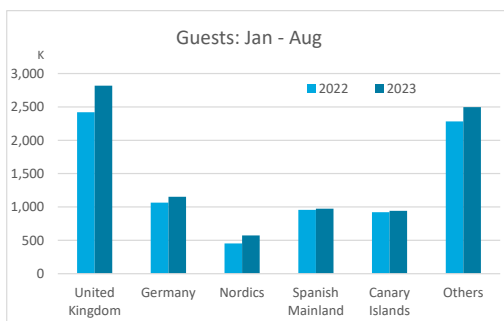


### LENGHT OF STAY

	TOTAL				Breakdown by accommodation type							
					Hotels				Apartments			
	Abroad	Mainland	Canary Islands	Total	Abroad	Mainland	Canary Islands	Total	Abroad	Mainland	Canary Islands	Total
Jan - Aug 22	7.8	4.9	3.4	<b>6.9</b>	7.5	4.8	3.0	<b>6.7</b>	8.8	5.6	4.3	<b>7.8</b>
Jan - Aug 23	7.8	4.9	3.5	<b>7.0</b>	7.5	4.8	3.2	<b>6.8</b>	8.9	5.6	4.3	<b>8.0</b>
Change	0.0	-0.1	0.1	<b>0.1</b>	0.0	-0.1	0.2	<b>0.1</b>	0.2	-0.1	0.0	<b>0.2</b>



### GUESTS AND BEDNIGHTS BY PLACE OF RESIDENCE

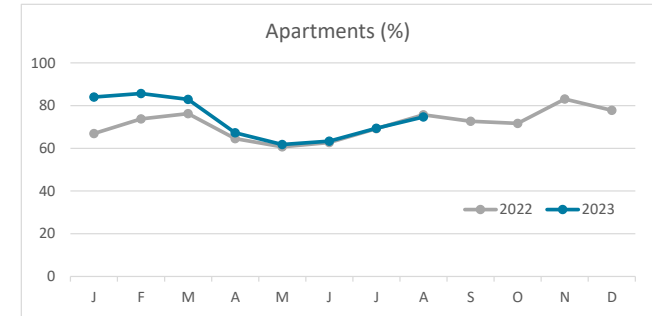
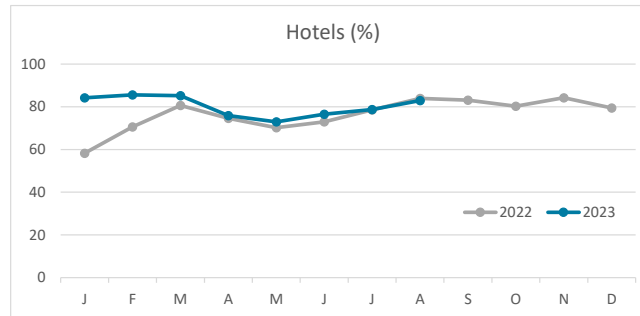
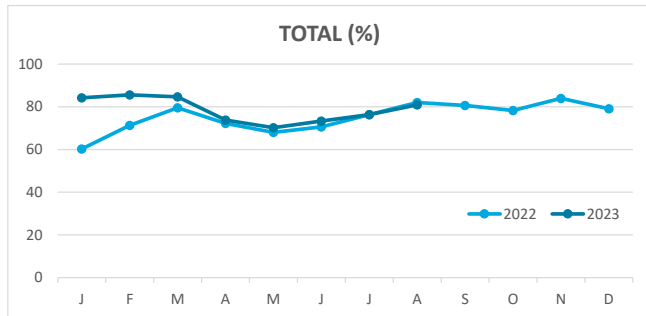


Note: LZ\* (Lanzarote), FV\* (Fuerteventura), GC\* (Gran Canaria), TF\* (Tenerife), LG\* (La Gomera), LP\* (La Palma) and EH\* (El Hierro).

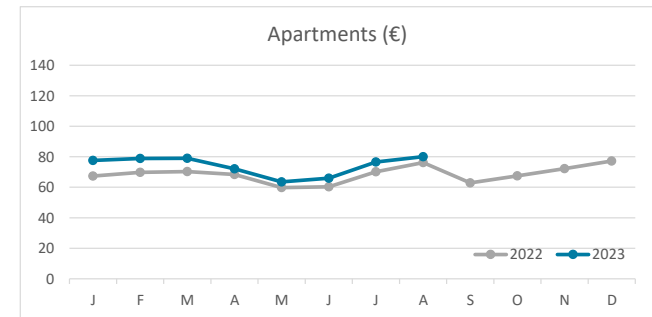
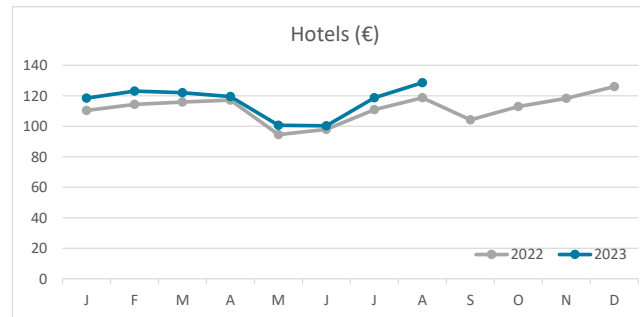
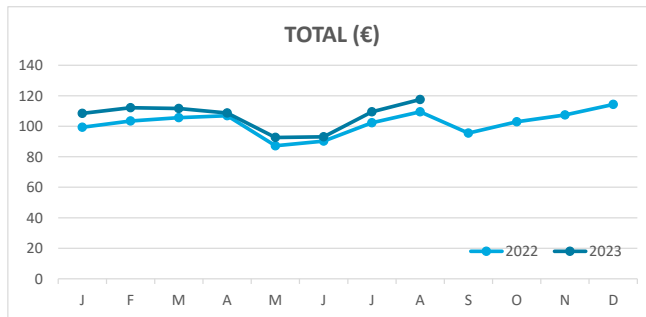
# Main tourist accommodation indicators CANARY ISLANDS (January - August 2023)



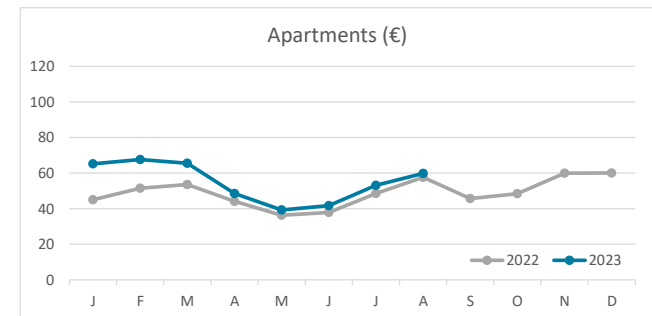
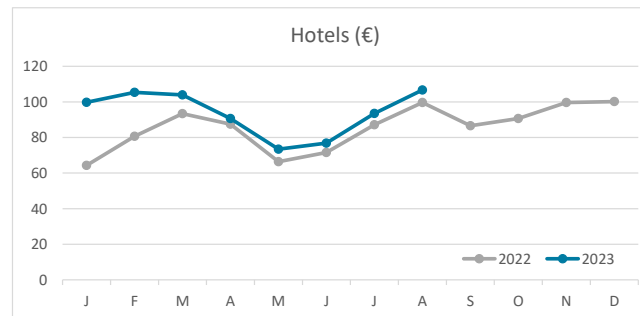
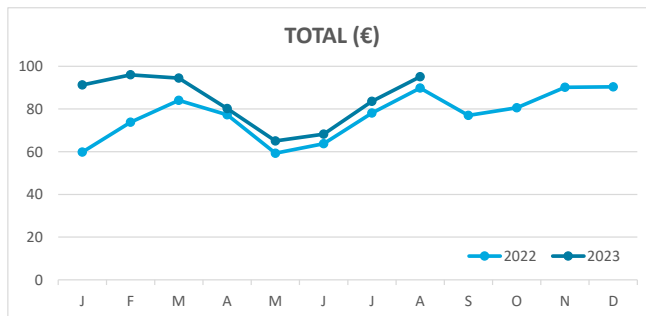
## OCCUPANCY RATE PER ROOM / APARTMENT



## ADR (Average Daily Rate)



## REVPAR (Revenue Per Available Room)



Note: "Guests indicator" refers to number of guests checking in as new arrivals.  
Source: Encuestas de Alojamiento Turístico (ISTAC)