

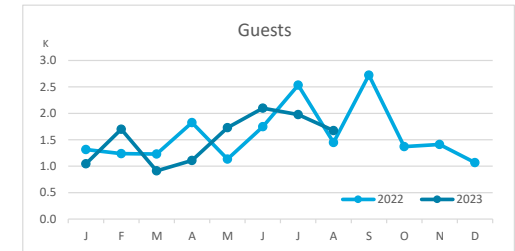
Main tourist accommodation indicators

EL HIERRO (January - August 2023)



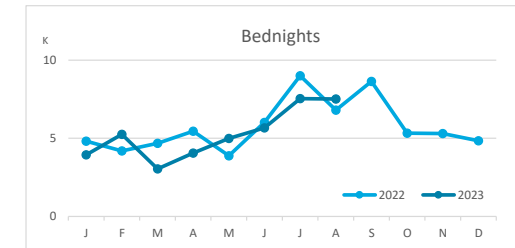
GUESTS BY ACCOMMODATION TYPE (*)

	TOTAL				Breakdown by accommodation type											
				Total	Hotels				Apartments							
	Abroad	Mainland	Canary Islands		Abroad	Mainland	Canary Islands	Total	Abroad	Mainland	Canary Islands	Total	Abroad	Mainland	Canary Islands	Total
Jan - Aug 22	2,182	2,457	7,833	12,472	1,939	2,196	3,217	7,352	243	261	4,616	5,120				
Jan - Aug 23	1,938	1,960	8,344	12,242	1,524	1,629	4,538	7,691	413	331	3,711	4,455				
Change	-244	-497	511	-230	-415	-567	1,321	339	170	70	-905	-665				
Change, %	-11.2%	-20.2%	6.5%	-1.8%	-21.4%	-25.8%	41.1%	4.6%	70.0%	26.8%	-19.6%	-13.0%				



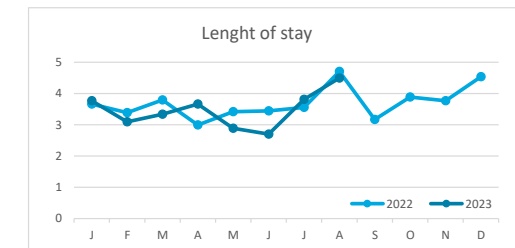
BEDNIGHTS

	TOTAL				Breakdown by accommodation type											
				Total	Hotels				Apartments							
	Abroad	Mainland	Canary Islands		Abroad	Mainland	Canary Islands	Total	Abroad	Mainland	Canary Islands	Total	Abroad	Mainland	Canary Islands	Total
Jan - Aug 22	8,546	10,564	25,745	44,855	7,311	8,856	7,698	23,865	1,235	1,708	18,047	20,990				
Jan - Aug 23	7,841	8,192	25,985	42,018	5,501	6,353	11,709	23,563	2,333	1,839	13,260	17,432				
Change	-705	-2,372	240	-2,837	-1,810	-2,503	4,011	-302	1,098	131	-4,787	-3,558				
Change, %	-8.2%	-22.5%	0.9%	-6.3%	-24.8%	-28.3%	52.1%	-1.3%	88.9%	7.7%	-26.5%	-17.0%				

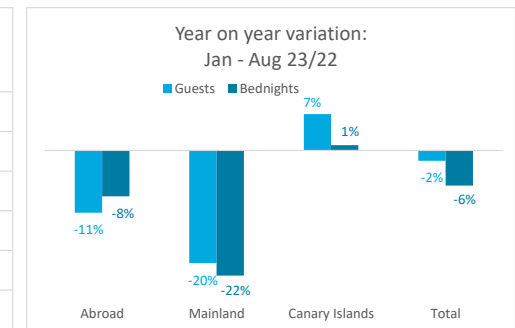
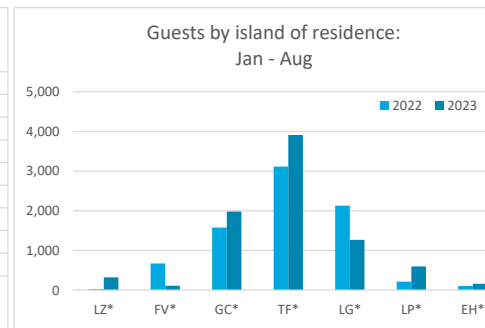
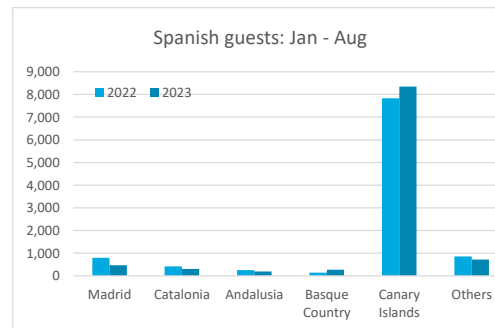
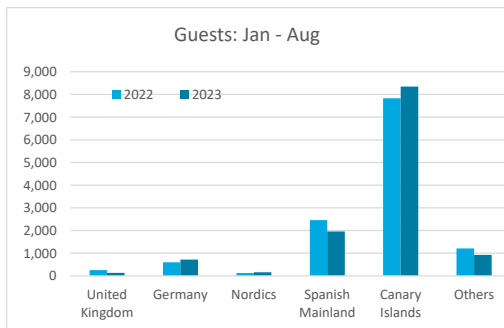


LENGHT OF STAY

	TOTAL				Breakdown by accommodation type											
				Total	Hotels				Apartments							
	Abroad	Mainland	Canary Islands		Abroad	Mainland	Canary Islands	Total	Abroad	Mainland	Canary Islands	Total	Abroad	Mainland	Canary Islands	Total
Jan - Aug 22	3.9	4.3	3.3	3.6	3.8	4.0	2.4	3.2	5.1	6.5	3.9	4.1				
Jan - Aug 23	4.0	4.2	3.1	3.4	3.6	3.9	2.6	3.1	5.6	5.6	3.6	3.9				
Change	0.1	-0.1	-0.2	-0.2	-0.2	-0.1	0.2	-0.2	0.6	-1.0	-0.3	-0.2				




GUESTS AND BEDNIGHTS BY PLACE OF RESIDENCE



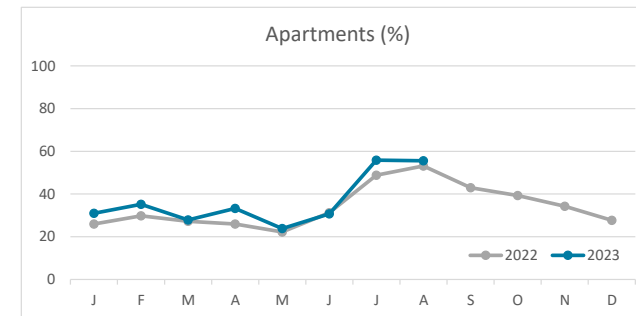
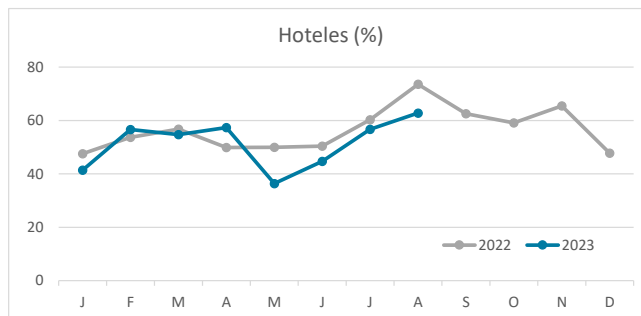
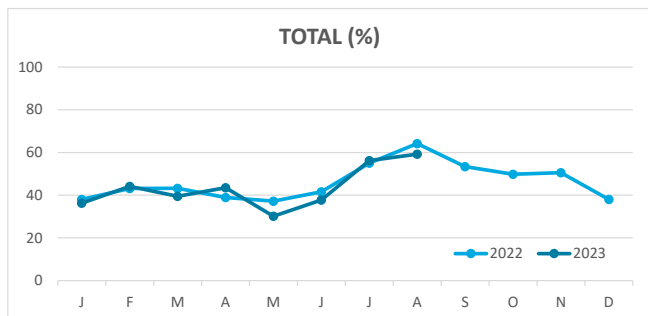
Note: LZ* (Lanzarote), FV* (Fuerteventura), GC* (Gran Canaria), TF* (Tenerife), LG* (La Gomera), LP* (La Palma) and EH* (El Hierro).

Main tourist accommodation indicators

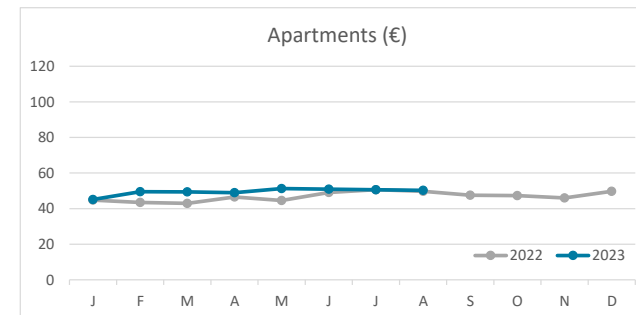
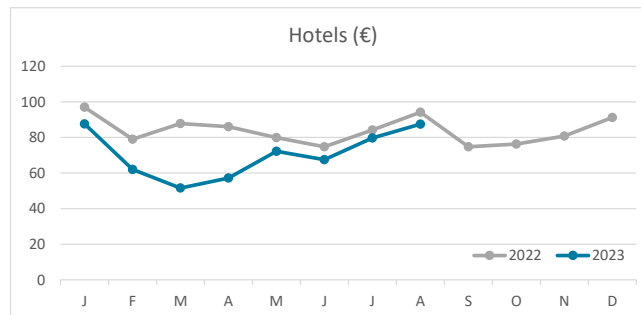
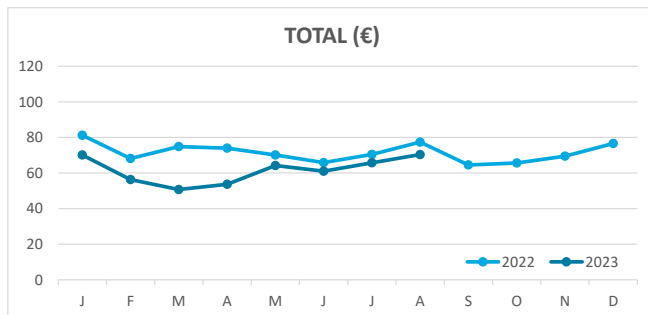
EL HIERRO (January - August 2023)



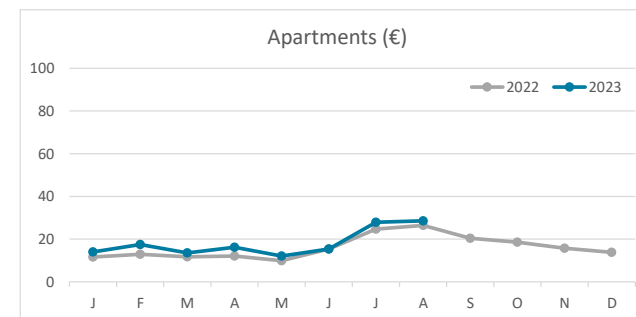
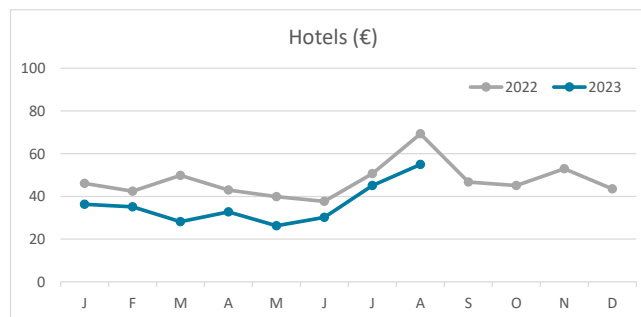
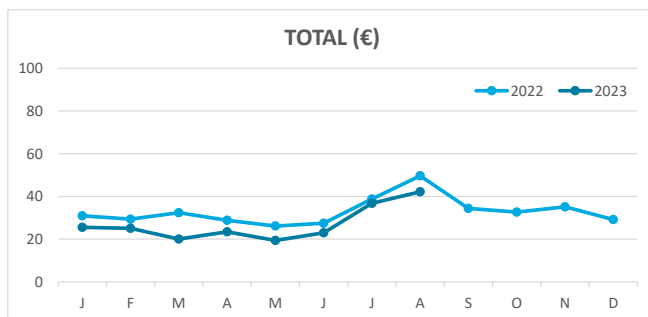
OCCUPANCY RATE PER ROOM / APARTMENT



ADR (Average Daily Rate)



REVPAR (Revenue Per Available Room)



Note: "Guests indicator" refers to number of guests checking in as new arrivals.
 Source: Encuestas de Alojamiento Turístico (ISTAC)