

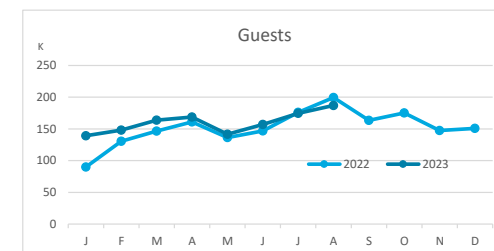
Main tourist accommodation indicators

FUERTEVENTURA (January - August 2023)



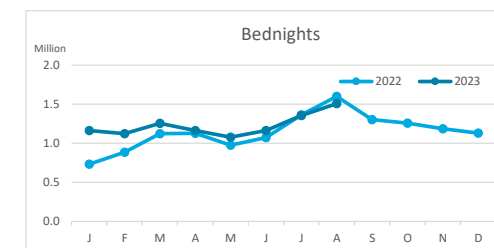
GUESTS BY ACCOMMODATION TYPE (*)

	TOTAL				Breakdown by accommodation type							
				Total	Hotels				Apartments			
	Abroad	Mainland	Canary Islands		Abroad	Mainland	Canary Islands	Total	Abroad	Mainland	Canary Islands	Total
Jan - Aug 22	1,006,379	85,772	95,034	1,187,185	904,322	68,354	73,925	1,046,601	102,057	17,418	21,109	140,584
Jan - Aug 23	1,099,840	89,268	90,804	1,279,912	1,009,026	76,286	70,496	1,155,808	91,793	13,861	20,511	126,165
Change	93,461	3,496	-4,230	92,727	104,704	7,932	-3,429	109,207	-10,264	-3,557	-598	-14,419
Change, %	9.3%	4.1%	-4.5%	7.8%	11.6%	11.6%	-4.6%	10.4%	-10.1%	-20.4%	-2.8%	-10.3%



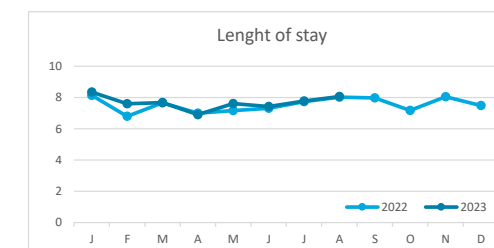
BEDNIGHTS

	TOTAL				Breakdown by accommodation type							
				Total	Hotels				Apartments			
	Abroad	Mainland	Canary Islands		Abroad	Mainland	Canary Islands	Total	Abroad	Mainland	Canary Islands	Total
Jan - Aug 22	8,052,820	443,523	388,007	8,884,350	7,124,212	358,791	287,261	7,770,264	928,608	84,732	100,746	1,114,086
Jan - Aug 23	8,930,831	450,230	432,612	9,813,673	8,040,775	385,844	332,215	8,758,834	896,674	68,257	101,294	1,066,225
Change	878,011	6,707	44,605	929,323	916,563	27,053	44,954	988,570	-31,934	-16,475	548	-47,861
Change, %	10.9%	1.5%	11.5%	10.5%	12.9%	7.5%	15.6%	12.7%	-3.4%	-19.4%	0.5%	-4.3%

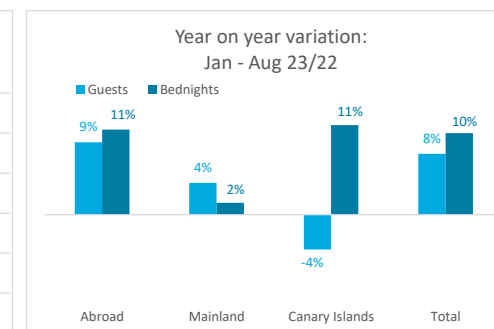
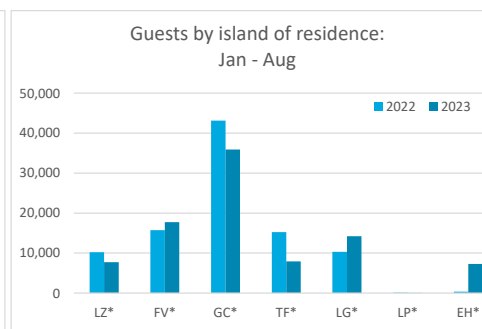
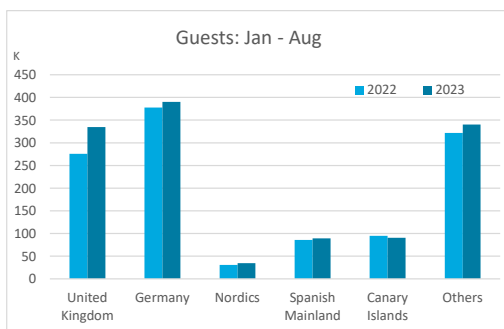


LENGHT OF STAY

	TOTAL				Breakdown by accommodation type							
				Total	Hotels				Apartments			
	Abroad	Mainland	Canary Islands		Abroad	Mainland	Canary Islands	Total	Abroad	Mainland	Canary Islands	Total
Jan - Aug 22	8.0	5.2	4.1	7.5	7.9	5.2	3.9	7.4	9.1	4.9	4.8	7.9
Jan - Aug 23	8.1	5.0	4.8	7.7	8.0	5.1	4.7	7.6	9.8	4.9	4.9	8.5
Change	0.1	-0.1	0.7	0.2	0.1	-0.2	0.8	0.2	0.7	0.1	0.2	0.5



GUESTS AND BEDNIGHTS BY PLACE OF RESIDENCE

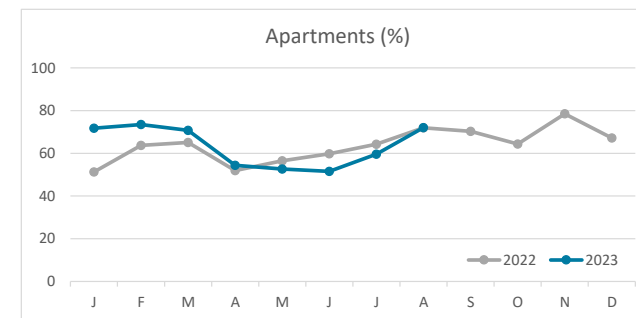
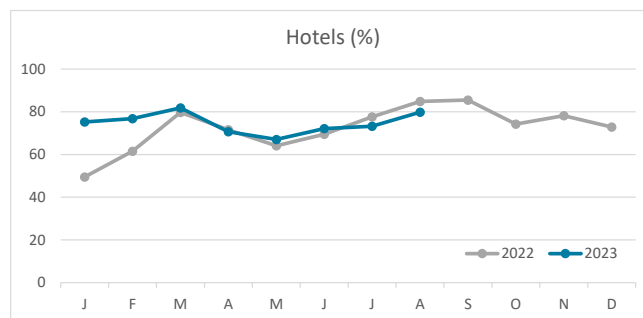
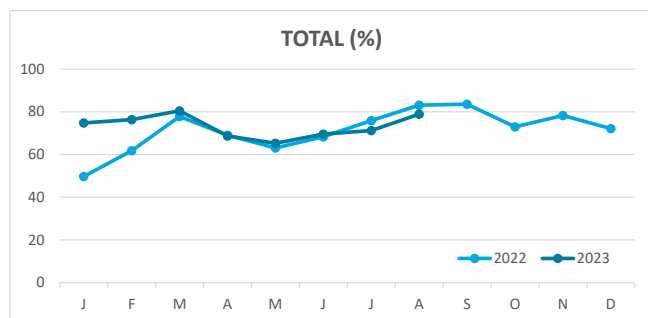


Note: LZ* (Lanzarote), FV* (Fuerteventura), GC* (Gran Canaria), TF* (Tenerife), LG* (La Gomera), LP* (La Palma) and EH* (El Hierro).

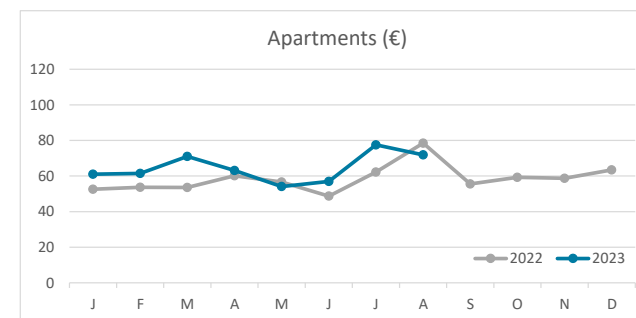
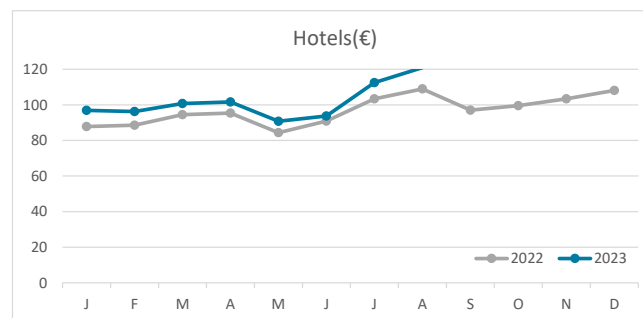
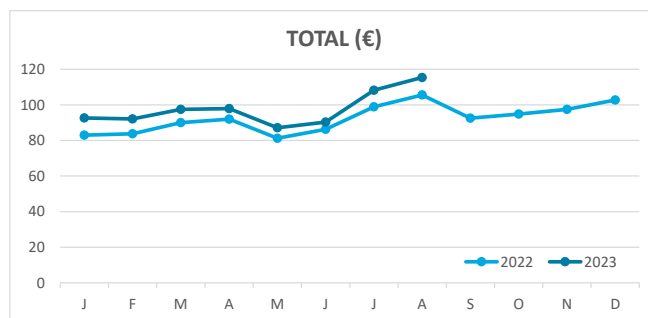
Main tourist accommodation indicators FUERTEVENTURA (January - August 2023)



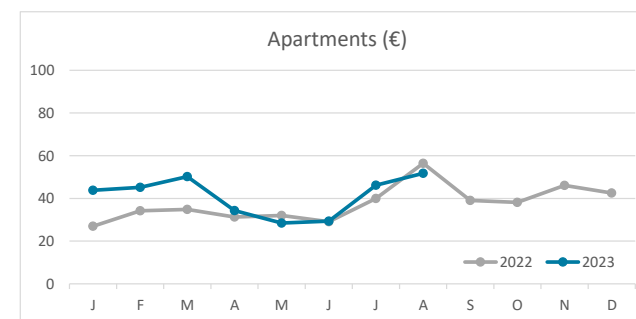
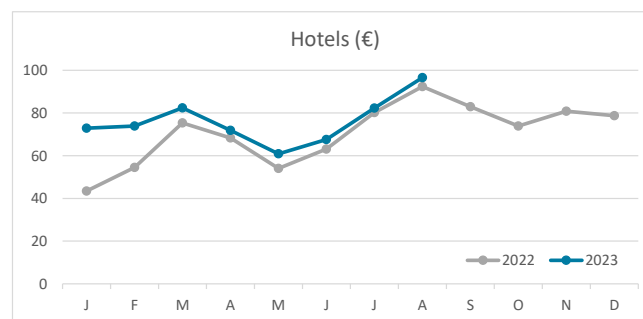
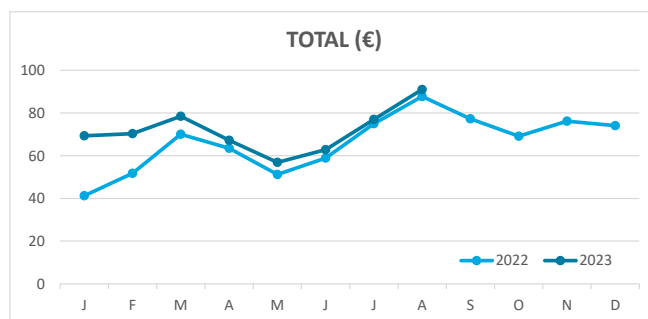
OCCUPANCY RATE PER ROOM / APARTMENT



ADR (Average Daily Rate)



REVPAR (Revenue Per Available Room)



Note: "Guests indicator" refers to number of guests checking in as new arrivals.
Source: Encuestas de Alojamiento Turístico (ISTAC)