

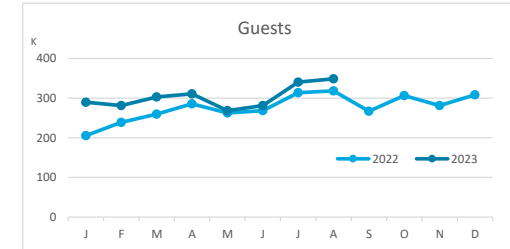
# Main tourist accommodation indicators

## GRAN CANARIA (January - August 2023)



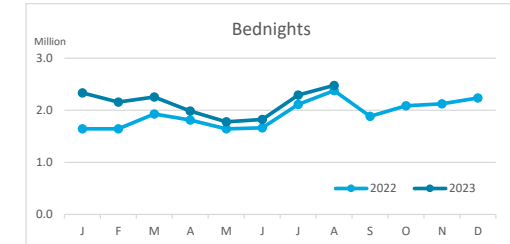
### GUESTS BY ACCOMMODATION TYPE (\*)

|              | TOTAL     |          |                |                  | Breakdown by accommodation type |          |                |                  |            |          |                |                |
|--------------|-----------|----------|----------------|------------------|---------------------------------|----------|----------------|------------------|------------|----------|----------------|----------------|
|              |           |          |                | Total            | Hotels                          |          |                |                  | Apartments |          |                |                |
|              | Abroad    | Mainland | Canary Islands |                  | Abroad                          | Mainland | Canary Islands | Total            | Abroad     | Mainland | Canary Islands | Total          |
| Jan - Aug 22 | 1,525,264 | 250,906  | 376,903        | <b>2,153,073</b> | 1,201,865                       | 225,944  | 251,613        | <b>1,679,422</b> | 323,399    | 24,962   | 125,290        | <b>473,651</b> |
| Jan - Aug 23 | 1,778,886 | 239,933  | 404,928        | <b>2,423,747</b> | 1,375,695                       | 208,188  | 265,195        | <b>1,849,078</b> | 401,819    | 31,611   | 139,638        | <b>573,068</b> |
| Change       | 253,622   | -10,973  | 28,025         | <b>270,674</b>   | 173,830                         | -17,756  | 13,582         | <b>169,656</b>   | 78,420     | 6,649    | 14,348         | <b>99,417</b>  |
| Change, %    | 16.6%     | -4.4%    | 7.4%           | <b>12.6%</b>     | 14.5%                           | -7.9%    | 5.4%           | <b>10.1%</b>     | 24.2%      | 26.6%    | 11.5%          | <b>21.0%</b>   |



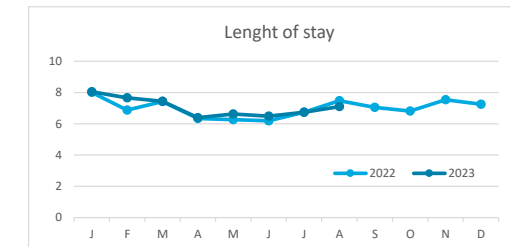
### BEDNIGHTS

|              | TOTAL      |           |                |                   | Breakdown by accommodation type |          |                |                   |            |          |                |                  |
|--------------|------------|-----------|----------------|-------------------|---------------------------------|----------|----------------|-------------------|------------|----------|----------------|------------------|
|              |            |           |                | Total             | Hotels                          |          |                |                   | Apartments |          |                |                  |
|              | Abroad     | Mainland  | Canary Islands |                   | Abroad                          | Mainland | Canary Islands | Total             | Abroad     | Mainland | Canary Islands | Total            |
| Jan - Aug 22 | 12,430,185 | 1,105,496 | 1,291,802      | <b>14,827,483</b> | 9,220,578                       | 973,315  | 726,189        | <b>10,920,082</b> | 3,209,607  | 132,181  | 565,613        | <b>3,907,401</b> |
| Jan - Aug 23 | 14,621,394 | 1,037,114 | 1,443,426      | <b>17,101,934</b> | 10,561,968                      | 879,602  | 824,627        | <b>12,266,197</b> | 4,050,554  | 156,806  | 618,777        | <b>4,826,137</b> |
| Change       | 2,191,209  | -68,382   | 151,624        | <b>2,274,451</b>  | 1,341,390                       | -93,713  | 98,438         | <b>1,346,115</b>  | 840,947    | 24,625   | 53,164         | <b>918,736</b>   |
| Change, %    | 17.6%      | -6.2%     | 11.7%          | <b>15.3%</b>      | 14.5%                           | -9.6%    | 13.6%          | <b>12.3%</b>      | 26.2%      | 18.6%    | 9.4%           | <b>23.5%</b>     |

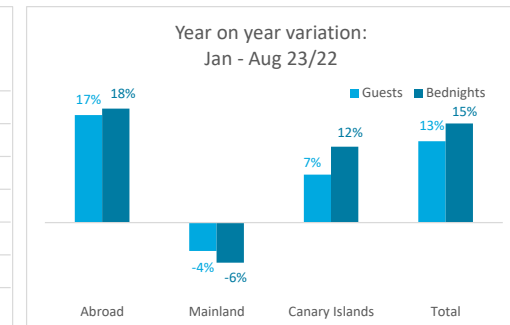
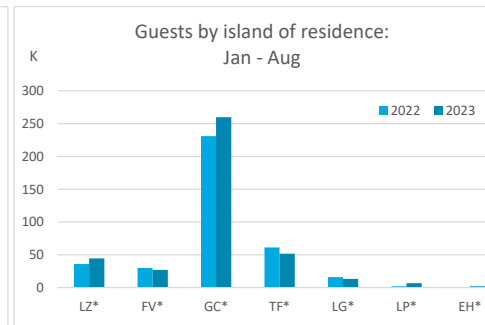
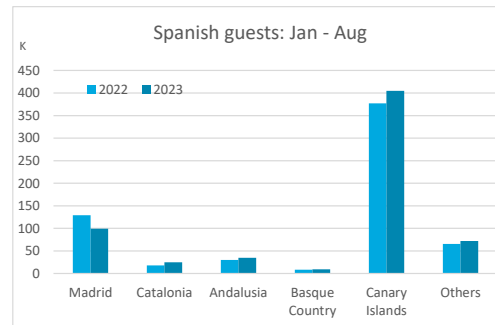
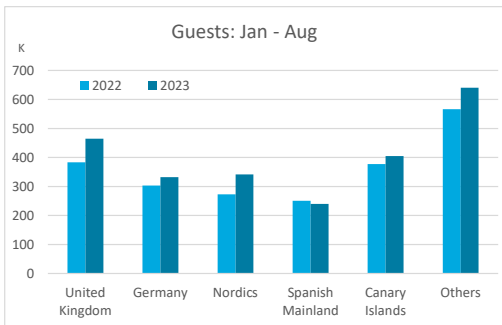


### LENGHT OF STAY

|              | TOTAL  |          |                |            | Breakdown by accommodation type |          |                |            |            |          |                |            |
|--------------|--------|----------|----------------|------------|---------------------------------|----------|----------------|------------|------------|----------|----------------|------------|
|              |        |          |                | Total      | Hotels                          |          |                |            | Apartments |          |                |            |
|              | Abroad | Mainland | Canary Islands |            | Abroad                          | Mainland | Canary Islands | Total      | Abroad     | Mainland | Canary Islands | Total      |
| Jan - Aug 22 | 8.1    | 4.4      | 3.4            | <b>6.9</b> | 7.7                             | 4.3      | 2.9            | <b>6.5</b> | 9.9        | 5.3      | 4.5            | <b>8.2</b> |
| Jan - Aug 23 | 8.2    | 4.3      | 3.6            | <b>7.1</b> | 7.7                             | 4.2      | 3.1            | <b>6.6</b> | 10.1       | 5.0      | 4.4            | <b>8.4</b> |
| Change       | 0.1    | -0.1     | 0.1            | <b>0.2</b> | 0.0                             | -0.1     | 0.2            | <b>0.1</b> | 0.2        | -0.3     | -0.1           | <b>0.2</b> |



### GUESTS AND BEDNIGHTS BY PLACE OF RESIDENCE

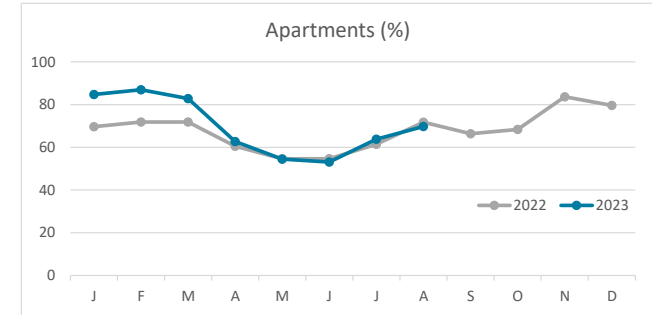
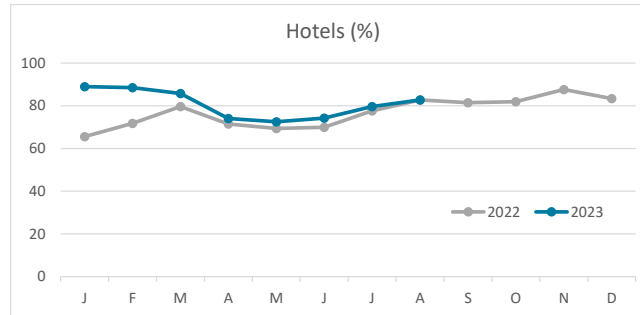
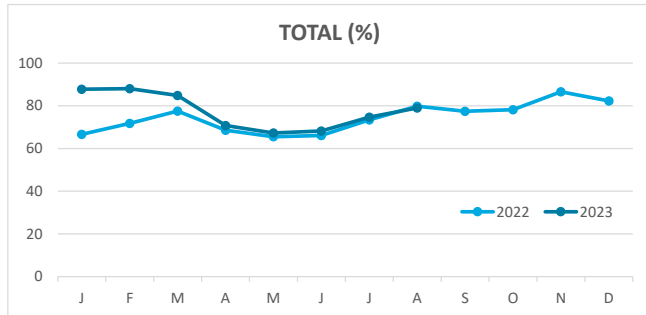


Note: LZ\* (Lanzarote), FV\* (Fuerteventura), GC\* (Gran Canaria), TF\* (Tenerife), LG\* (La Gomera), LP\* (La Palma) and EH\* (El Hierro).

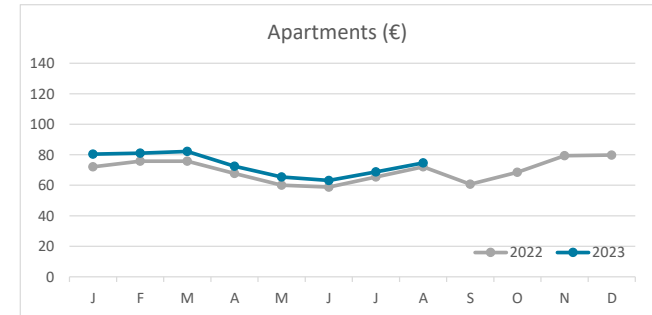
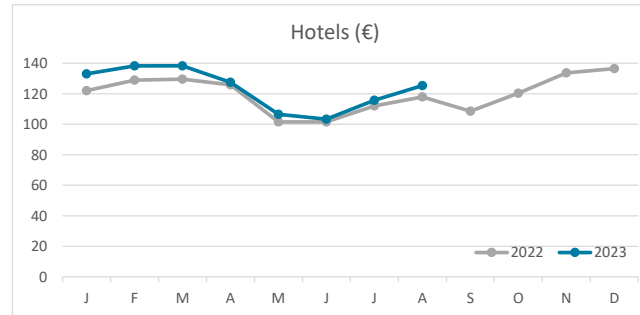
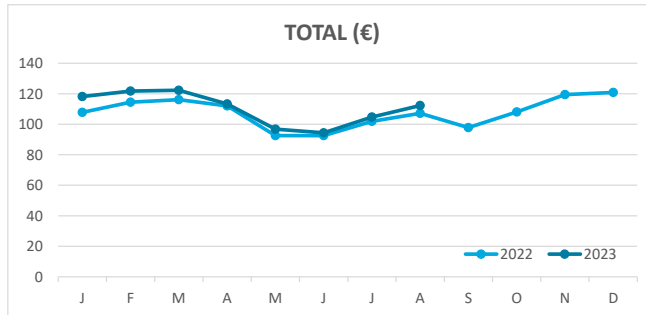
# Main tourist accommodation indicators GRAN CANARIA (January - August 2023)



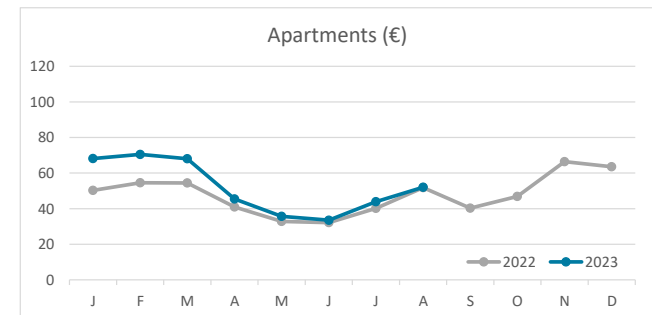
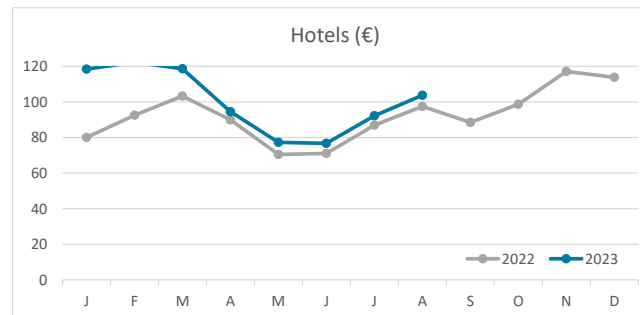
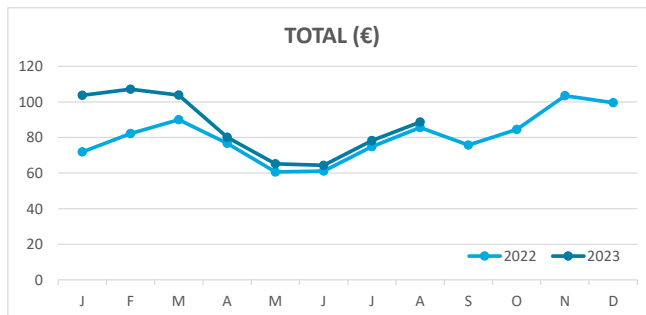
## OCCUPANCY RATE PER ROOM / APARTMENT



## ADR (Average Daily Rate)



## REVPAR (Revenue Per Available Room)



Note: "Guests indicator" refers to number of guests checking in as new arrivals.  
Source: Encuestas de Alojamiento Turístico (ISTAC)