

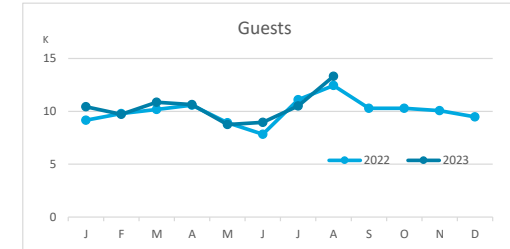
Main tourist accommodation indicators

LA GOMERA (January - August 2023)



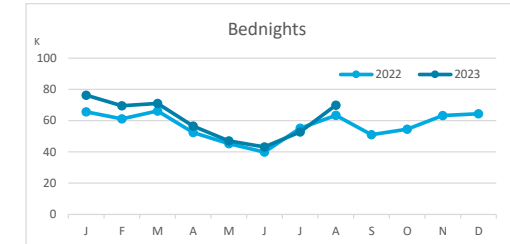
GUESTS BY ACCOMMODATION TYPE (*)

	TOTAL				Breakdown by accommodation type											
					Hotels				Apartments							
	Abroad	Mainland	Canary Islands	Total	Abroad	Mainland	Canary Islands	Total	Abroad	Mainland	Canary Islands	Total	Abroad	Mainland	Canary Islands	Total
Jan - Aug 22	42,233	3,519	34,256	80,008	27,107	2,639	23,353	53,099	15,126	880	10,903	26,909				
Jan - Aug 23	43,991	3,381	35,841	83,213	29,116	2,611	24,619	56,346	14,898	771	11,526	27,195				
Change	1,758	-138	1,585	3,205	2,009	-28	1,266	3,247	-228	-109	623	286				
Change, %	4.2%	-3.9%	4.6%	4.0%	7.4%	-1.1%	5.4%	6.1%	-1.5%	-12.4%	5.7%	1.1%				



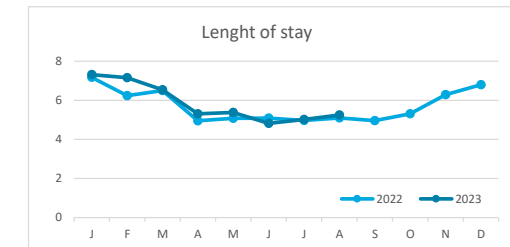
BEDNIGHTS

	TOTAL				Breakdown by accommodation type											
					Hotels				Apartments							
	Abroad	Mainland	Canary Islands	Total	Abroad	Mainland	Canary Islands	Total	Abroad	Mainland	Canary Islands	Total	Abroad	Mainland	Canary Islands	Total
Jan - Aug 22	336,843	12,771	99,610	449,224	178,607	9,187	59,676	247,470	158,236	3,584	39,934	201,754				
Jan - Aug 23	355,389	12,174	118,874	486,437	193,005	9,551	65,804	268,360	162,617	2,592	53,536	218,745				
Change	18,546	-597	19,264	37,213	14,398	364	6,128	20,890	4,381	-992	13,602	16,991				
Change, %	5.5%	-4.7%	19.3%	8.3%	8.1%	4.0%	10.3%	8.4%	2.8%	-27.7%	34.1%	8.4%				

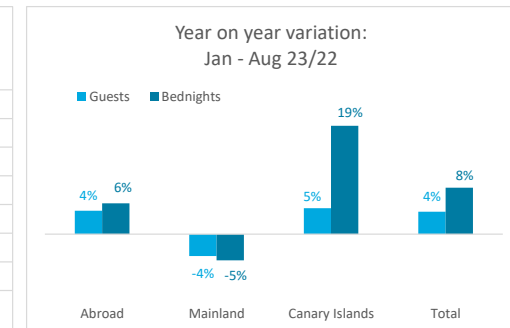
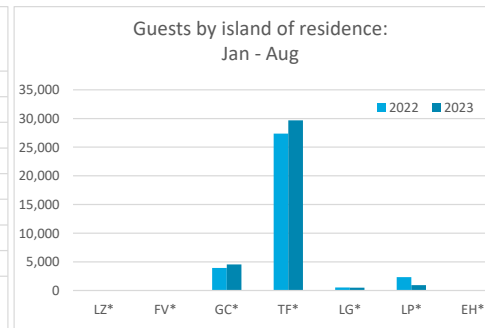
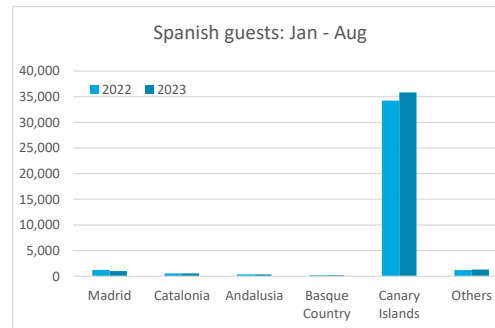
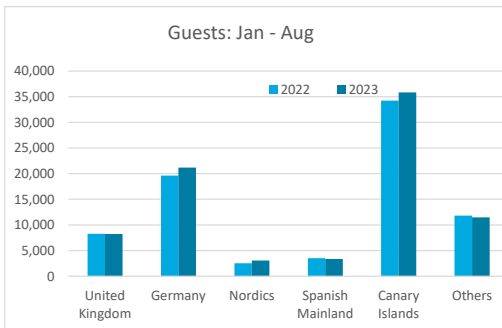


LENGHT OF STAY

	TOTAL				Breakdown by accommodation type											
					Hotels				Apartments							
	Abroad	Mainland	Canary Islands	Total	Abroad	Mainland	Canary Islands	Total	Abroad	Mainland	Canary Islands	Total	Abroad	Mainland	Canary Islands	Total
Jan - Aug 22	8.0	3.6	2.9	5.6	6.6	3.5	2.6	4.7	10.5	4.1	3.7	7.5				
Jan - Aug 23	8.1	3.6	3.3	5.8	6.6	3.7	2.7	4.8	10.9	3.4	4.6	8.0				
Change	0.1	0.0	0.4	0.2	0.0	0.2	0.1	0.1	0.5	-0.7	1.0	0.5				



GUESTS AND BEDNIGHTS BY PLACE OF RESIDENCE

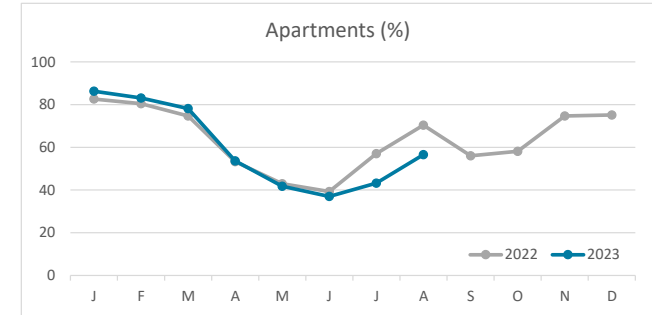
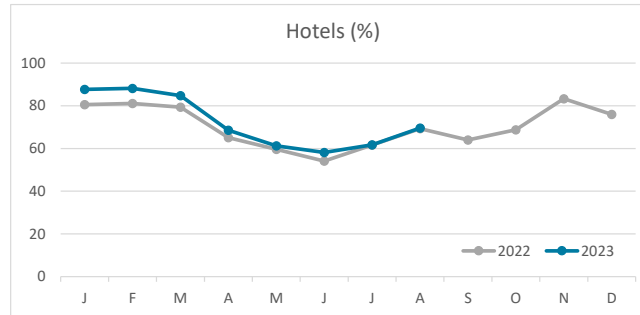
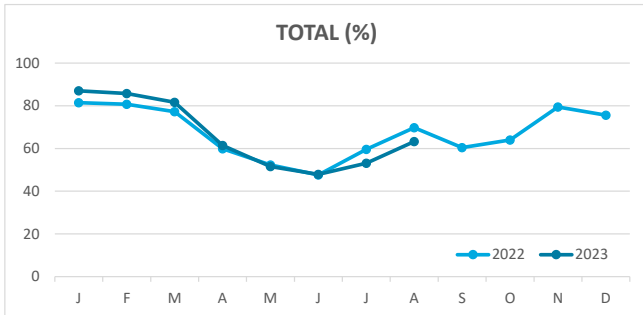


Note: LZ* (Lanzarote), FV* (Fuerteventura), GC* (Gran Canaria), TF* (Tenerife), LG* (La Gomera), LP* (La Palma) and EH* (El Hierro).

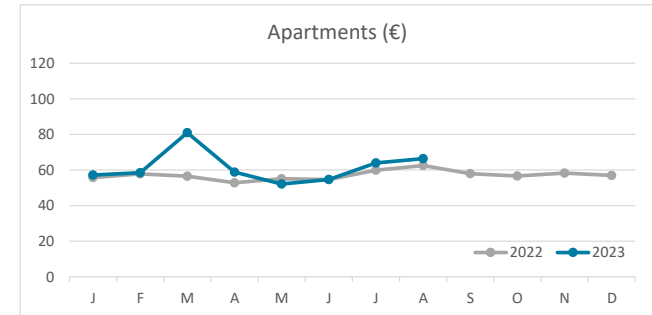
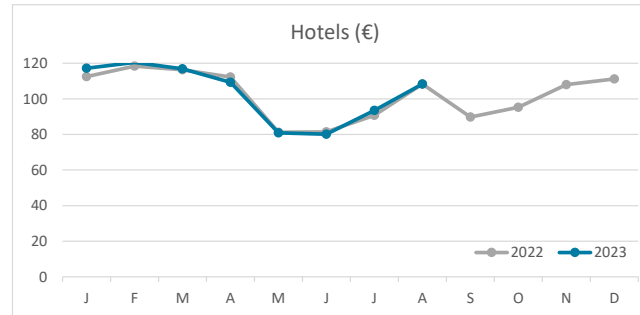
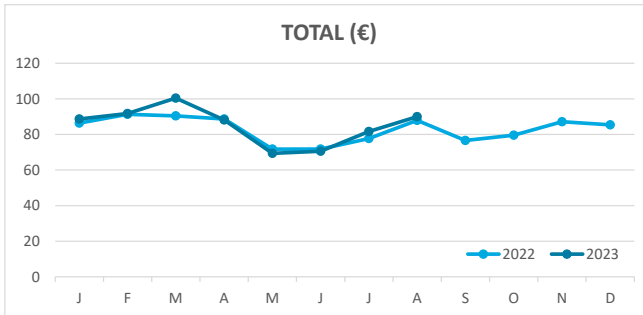
Main tourist accommodation indicators LA GOMERA (January - August 2023)



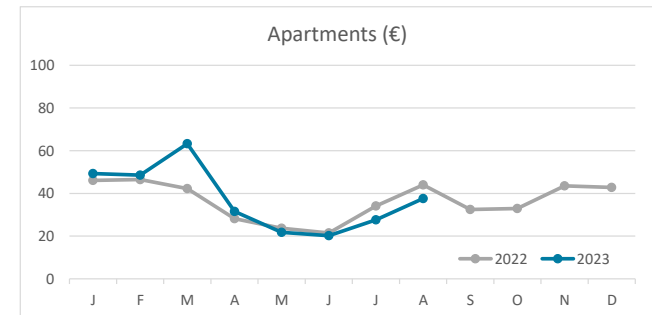
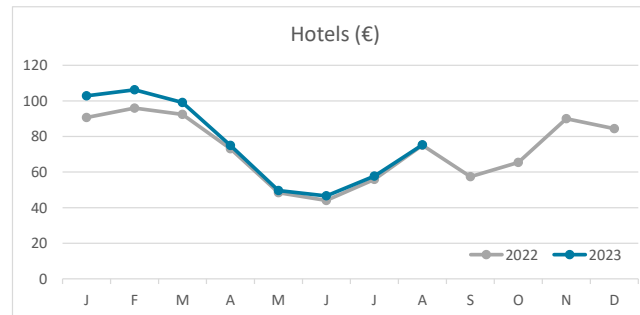
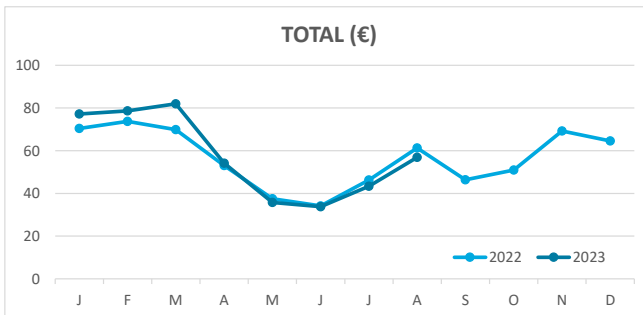
OCCUPANCY RATE PER ROOM / APARTMENT



ADR (Average Daily Rate)



REVPAR (Revenue Per Available Room)



Note: "Guests indicator" refers to number of guests checking in as new arrivals.
Source: Encuestas de Alojamiento Turístico (ISTAC)