

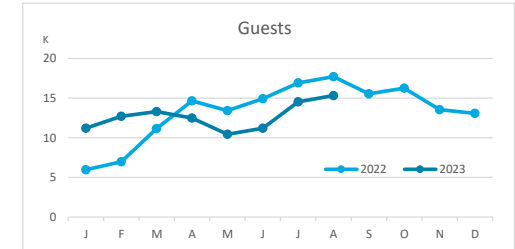
# Main tourist accommodation indicators

## LA PALMA (January - August 2023)



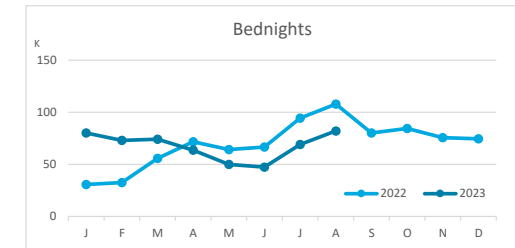
### GUESTS BY ACCOMMODATION TYPE (\*)

	TOTAL				Breakdown by accommodation type							
				Total	Hotels				Apartments			
	Abroad	Mainland	Canary Islands		Abroad	Mainland	Canary Islands	Total	Abroad	Mainland	Canary Islands	Total
Jan - Aug 22	35,860	40,481	25,397	<b>101,738</b>	24,122	31,000	13,656	<b>68,778</b>	11,738	9,481	11,741	<b>32,960</b>
Jan - Aug 23	45,143	30,893	25,209	<b>101,245</b>	33,661	26,724	14,355	<b>74,740</b>	11,484	4,070	11,472	<b>27,026</b>
Change	9,283	-9,588	-188	<b>-493</b>	9,539	-4,276	699	<b>5,962</b>	-254	-5,411	-269	<b>-5,934</b>
Change, %	25.9%	-23.7%	-0.7%	<b>-0.5%</b>	39.5%	-13.8%	5.1%	<b>8.7%</b>	-2.2%	-57.1%	-2.3%	<b>-18.0%</b>



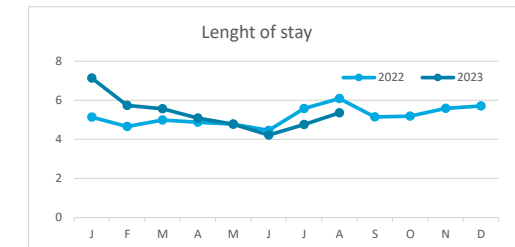
### BEDNIGHTS

	TOTAL				Breakdown by accommodation type							
				Total	Hotels				Apartments			
	Abroad	Mainland	Canary Islands		Abroad	Mainland	Canary Islands	Total	Abroad	Mainland	Canary Islands	Total
Jan - Aug 22	245,606	179,113	98,793	<b>523,512</b>	159,444	131,499	52,861	<b>343,804</b>	86,162	47,614	45,932	<b>179,708</b>
Jan - Aug 23	325,023	127,300	87,091	<b>539,414</b>	219,962	103,421	45,574	<b>368,957</b>	104,868	23,494	43,594	<b>171,956</b>
Change	79,417	-51,813	-11,702	<b>15,902</b>	60,518	-28,078	-7,287	<b>25,153</b>	18,706	-24,120	-2,338	<b>-7,752</b>
Change, %	32.3%	-28.9%	-11.8%	<b>3.0%</b>	38.0%	-21.4%	-13.8%	<b>7.3%</b>	21.7%	-50.7%	-5.1%	<b>-4.3%</b>

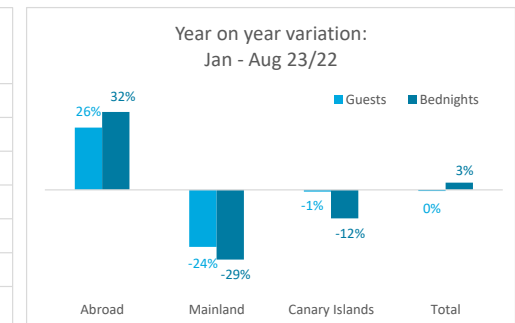
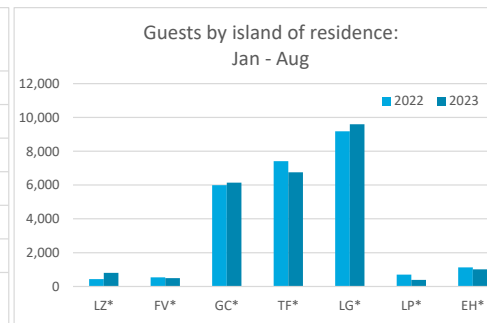
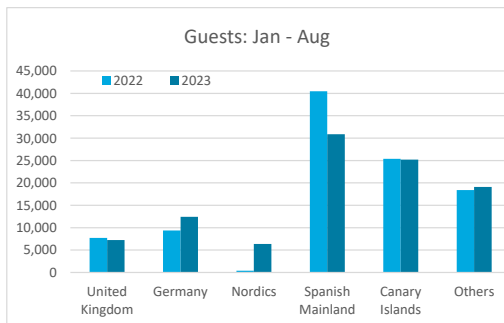


### LENGHT OF STAY

	TOTAL				Breakdown by accommodation type							
				Total	Hotels				Apartments			
	Abroad	Mainland	Canary Islands		Abroad	Mainland	Canary Islands	Total	Abroad	Mainland	Canary Islands	Total
Jan - Aug 22	6.8	4.4	3.9	<b>5.1</b>	6.6	4.2	3.9	<b>5.0</b>	7.3	5.0	3.9	<b>5.5</b>
Jan - Aug 23	7.2	4.1	3.5	<b>5.3</b>	6.5	3.9	3.2	<b>4.9</b>	9.1	5.8	3.8	<b>6.4</b>
Change	0.4	-0.3	-0.4	<b>0.2</b>	-0.1	-0.4	-0.7	<b>-0.1</b>	1.8	0.8	-0.1	<b>0.9</b>



### GUESTS AND BEDNIGHTS BY PLACE OF RESIDENCE



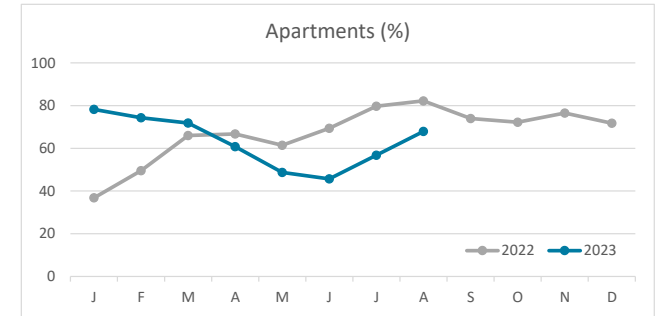
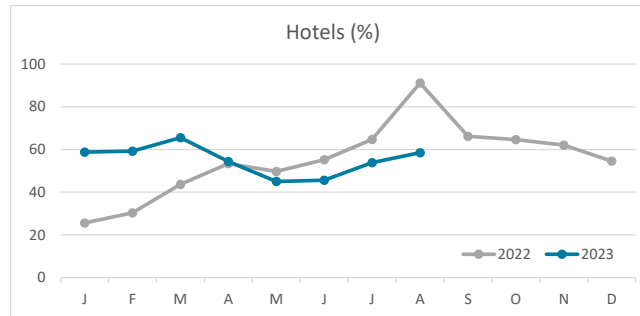
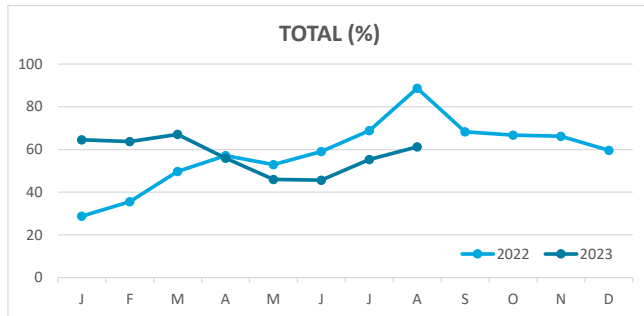
Note: LZ\* (Lanzarote), FV\* (Fuerteventura), GC\* (Gran Canaria), TF\* (Tenerife), LG\* (La Gomera), LP\* (La Palma) and EH\* (El Hierro).

# Main tourist accommodation indicators

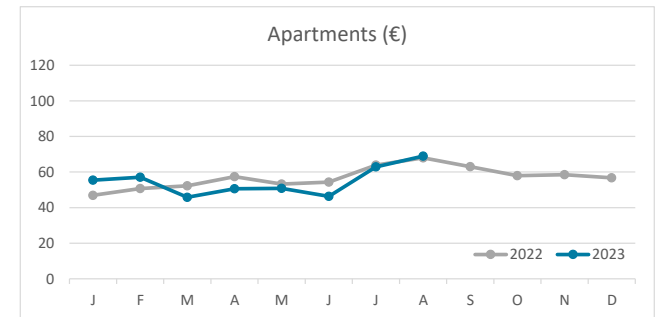
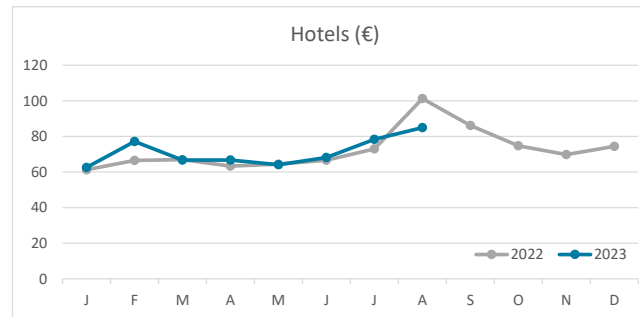
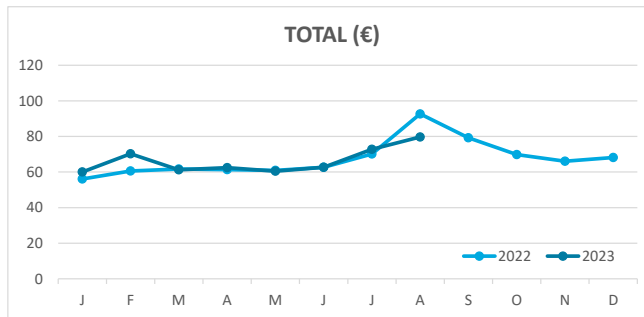
## LA PALMA (January - August 2023)



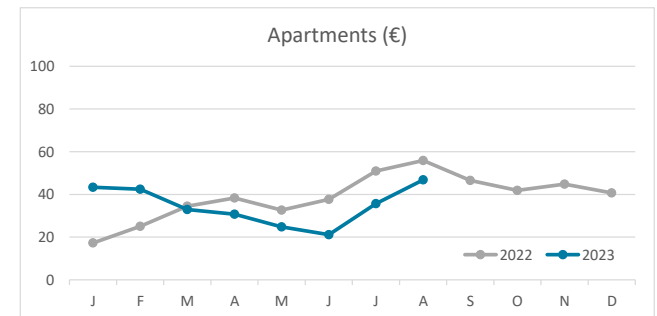
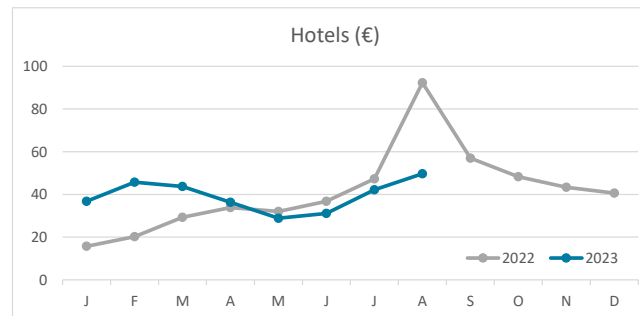
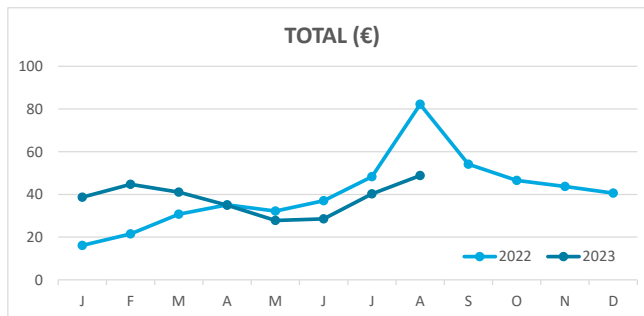
### OCCUPANCY RATE PER ROOM / APARTMENT



### ADR (Average Daily Rate)



### REVPAR (Revenue Per Available Room)



Note: "Guests indicator" refers to number of guests checking in as new arrivals.  
 Source: Encuestas de Alojamiento Turístico (ISTAC)