

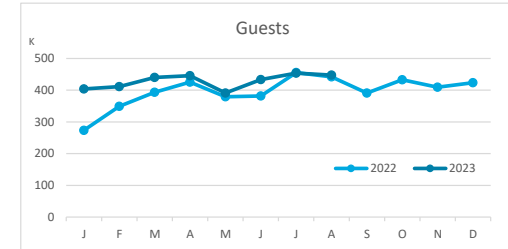
# Main tourist accommodation indicators

## TENERIFE (January - August 2023)



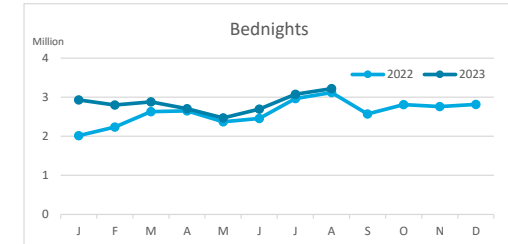
### GUESTS BY ACCOMMODATION TYPE (\*)

	TOTAL				Hotels				Apartments			
	Abroad	Mainland	Canary Islands	Total	Abroad	Mainland	Canary Islands	Total	Abroad	Mainland	Canary Islands	Total
	Jan - Aug 22	2,395,130	401,631	304,356	<b>3,101,117</b>	1,866,269	356,182	235,952	<b>2,458,403</b>	528,861	45,449	68,404
Jan - Aug 23	2,694,872	426,517	305,961	<b>3,427,350</b>	2,083,308	376,402	240,450	<b>2,700,160</b>	611,849	50,123	66,008	<b>727,980</b>
Change	299,742	24,886	1,605	<b>326,233</b>	217,039	20,220	4,498	<b>241,757</b>	82,988	4,674	-2,396	<b>85,266</b>
Change, %	12.5%	6.2%	0.5%	<b>10.5%</b>	11.6%	5.7%	1.9%	<b>9.8%</b>	15.7%	10.3%	-3.5%	<b>13.3%</b>



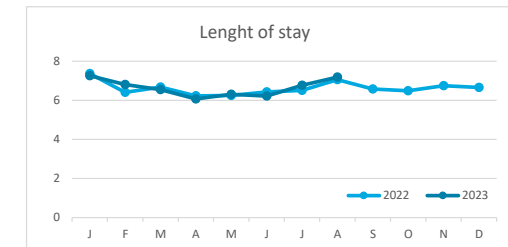
### BEDNIGHTS

	TOTAL				Hotels				Apartments			
	Abroad	Mainland	Canary Islands	Total	Abroad	Mainland	Canary Islands	Total	Abroad	Mainland	Canary Islands	Total
	Jan - Aug 22	17,588,276	2,000,911	855,690	<b>20,444,877</b>	13,340,925	1,749,690	624,677	<b>15,715,292</b>	4,247,351	251,221	231,013
Jan - Aug 23	19,753,675	2,095,777	929,697	<b>22,779,149</b>	14,814,997	1,837,080	690,833	<b>17,342,910</b>	4,921,089	259,071	240,004	<b>5,420,164</b>
Change	2,165,399	94,866	74,007	<b>2,334,272</b>	1,474,072	87,390	66,156	<b>1,627,618</b>	673,738	7,850	8,991	<b>690,579</b>
Change, %	12.3%	4.7%	8.6%	<b>11.4%</b>	11.0%	5.0%	10.6%	<b>10.4%</b>	15.9%	3.1%	3.9%	<b>14.6%</b>

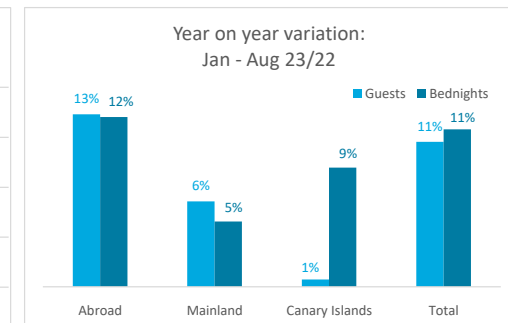
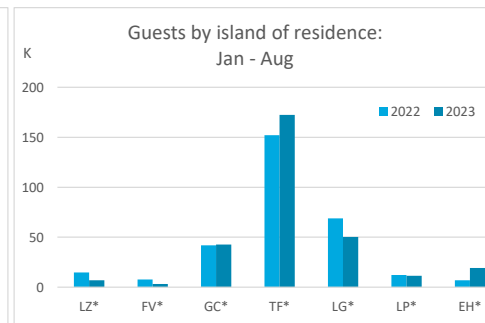
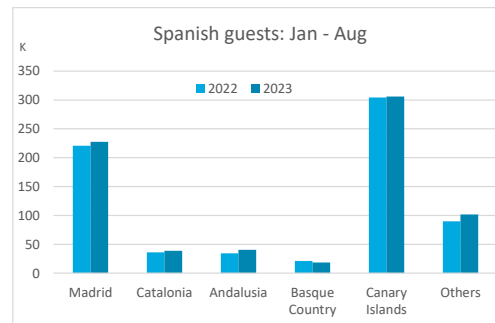
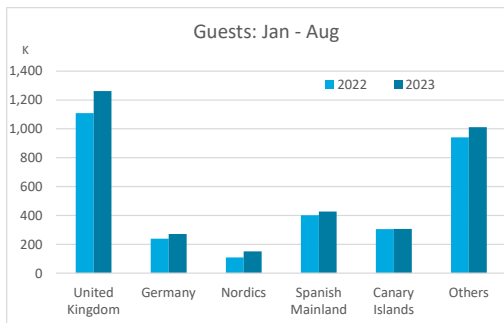


### LENGHT OF STAY

	TOTAL				Hotels				Apartments			
	Abroad	Mainland	Canary Islands	Total	Abroad	Mainland	Canary Islands	Total	Abroad	Mainland	Canary Islands	Total
	Jan - Aug 22	7.3	5.0	2.8	<b>6.6</b>	7.1	4.9	2.6	<b>6.4</b>	8.0	5.5	3.4
Jan - Aug 23	7.3	4.9	3.0	<b>6.6</b>	7.1	4.9	2.9	<b>6.4</b>	8.0	5.2	3.6	<b>7.4</b>
Change	0.0	-0.1	0.2	<b>0.1</b>	0.0	0.0	0.2	<b>0.0</b>	0.0	-0.4	0.3	<b>0.1</b>



### GUESTS AND BEDNIGHTS BY PLACE OF RESIDENCE



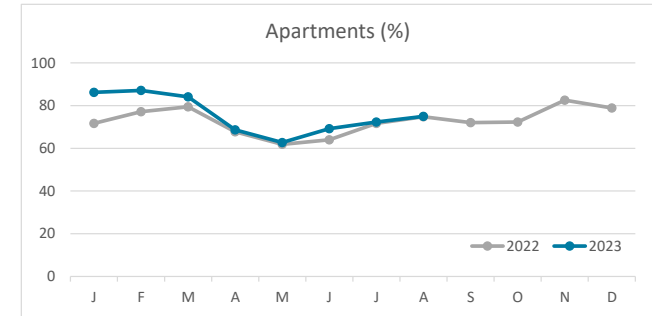
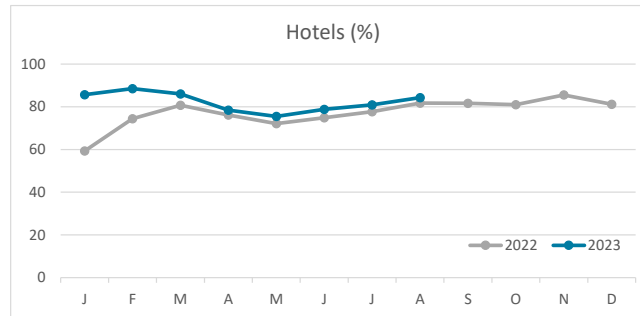
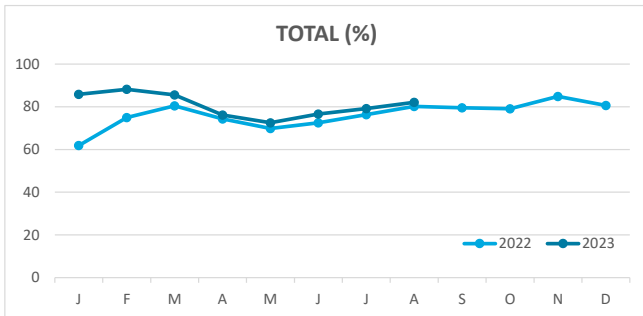
Note: LZ\* (Lanzarote), FV\* (Fuerteventura), GC\* (Gran Canaria), TF\* (Tenerife), LG\* (La Gomera), LP\* (La Palma) and EH\* (El Hierro).

# Main tourist accommodation indicators

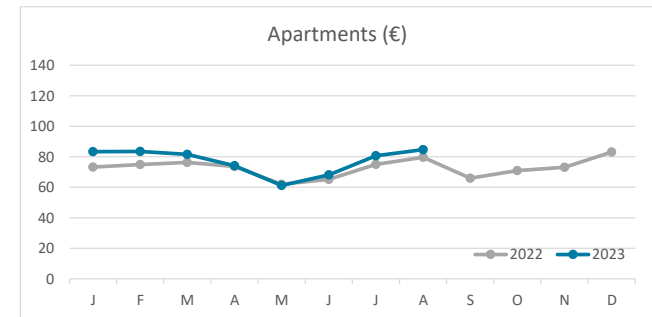
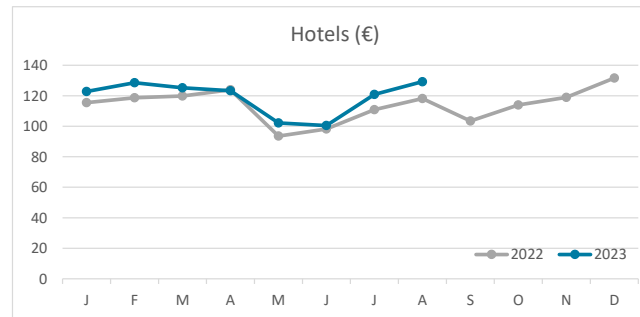
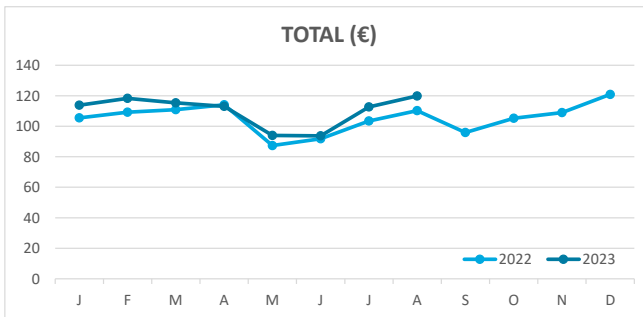
## TENERIFE (January - August 2023)



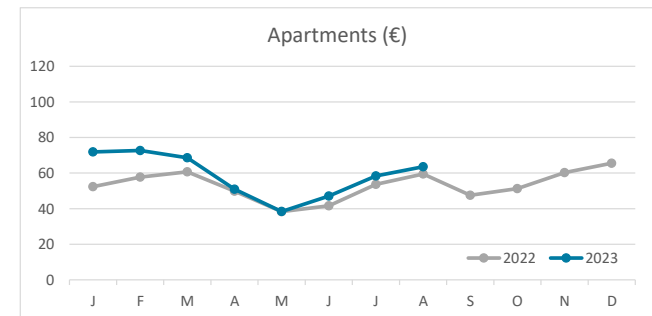
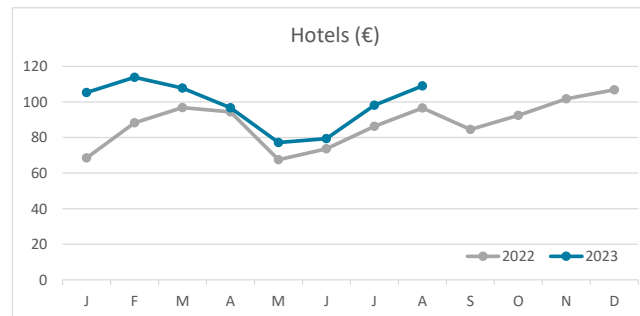
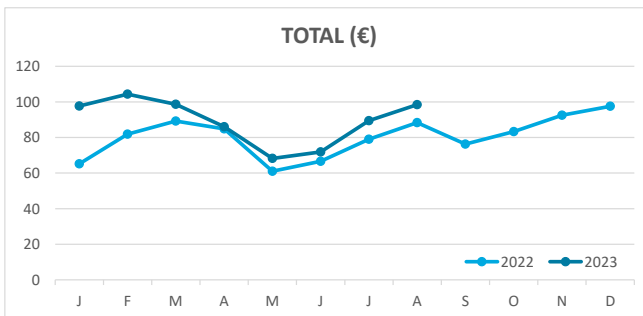
### OCCUPANCY RATE PER ROOM / APARTMENT



### ADR (Average Daily Rate)



### REVPAR (Revenue Per Available Room)



Note: "Guests indicator" refers to number of guests checking in as new arrivals.  
 Source: Encuestas de Alojamiento Turístico (ISTAC)