

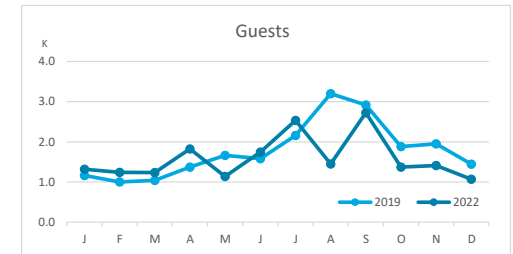
Main tourist accommodation indicators

EL HIERRO (January - December 2022)



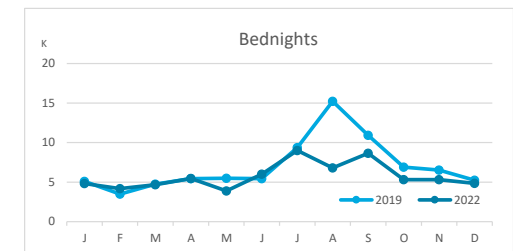
GUESTS BY ACCOMMODATION TYPE (*)

	Breakdown by accommodation type											
	TOTAL				Hotels				Apartments			
	Abroad	Mainland	Canary Islands	Total	Abroad	Mainland	Canary Islands	Total	Abroad	Mainland	Canary Islands	Total
Jan-Dec 19	3,208	2,424	15,731	21,363	2,775	2,258	6,137	11,170	433	166	9,594	10,193
Jan-Dec 22	3,570	3,824	11,651	19,045	3,096	3,379	4,619	11,094	474	445	7,032	7,951
Change	362	1,400	-4,080	-2,318	321	1,121	-1,518	-76	41	279	-2,562	-2,242
Change, %	11.3%	57.8%	-25.9%	-10.9%	11.6%	49.6%	-24.7%	-0.7%	9.5%	168.1%	-26.7%	-22.0%



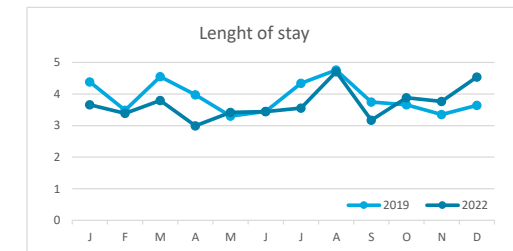
BEDNIGHTS

	Breakdown by accommodation type											
	TOTAL				Hotels				Apartments			
	Abroad	Mainland	Canary Islands	Total	Abroad	Mainland	Canary Islands	Total	Abroad	Mainland	Canary Islands	Total
Jan-Dec 19	14,632	10,996	58,255	83,883	12,331	10,276	20,737	43,344	2,301	720	37,518	40,539
Jan-Dec 22	13,680	16,047	39,252	68,979	11,195	13,504	11,056	35,755	2,485	2,543	28,196	33,224
Change	-952	5,051	-19,003	-14,904	-1,136	3,228	-9,681	-7,589	184	1,823	-9,322	-7,315
Change, %	-6.5%	45.9%	-32.6%	-17.8%	-9.2%	31.4%	-46.7%	-17.5%	8.0%	253.2%	-24.8%	-18.0%

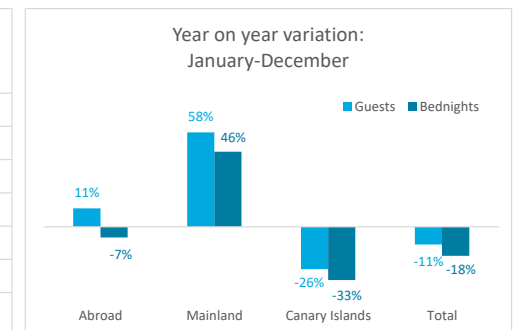
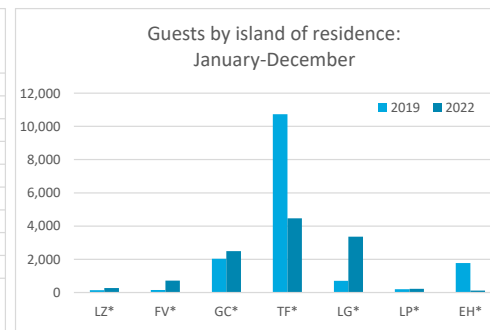
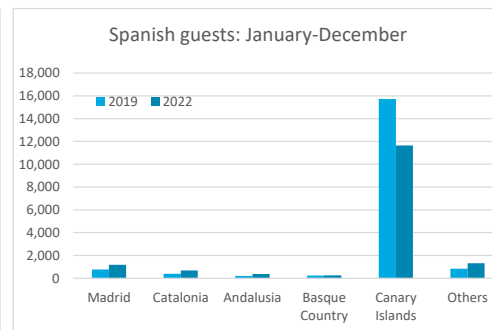
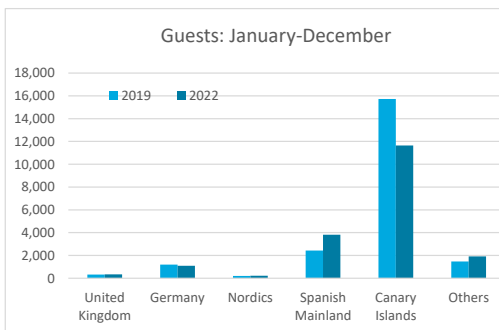


LENGHT OF STAY

	Breakdown by accommodation type											
	TOTAL				Hotels				Apartments			
	Abroad	Mainland	Canary Islands	Total	Abroad	Mainland	Canary Islands	Total	Abroad	Mainland	Canary Islands	Total
Jan-Dec 19	4.6	4.5	3.7	3.9	4.4	4.6	3.4	3.9	5.3	4.3	3.9	4.0
Jan-Dec 22	3.8	4.2	3.4	3.6	3.6	4.0	2.4	3.2	5.2	5.7	4.0	4.2
Change	-0.7	-0.3	-0.3	-0.3	-0.8	-0.6	-1.0	-0.7	-0.1	1.4	0.1	0.2



GUESTS AND BEDNIGHTS BY PLACE OF RESIDENCE

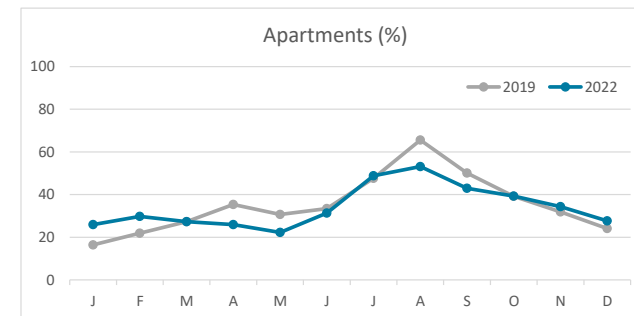
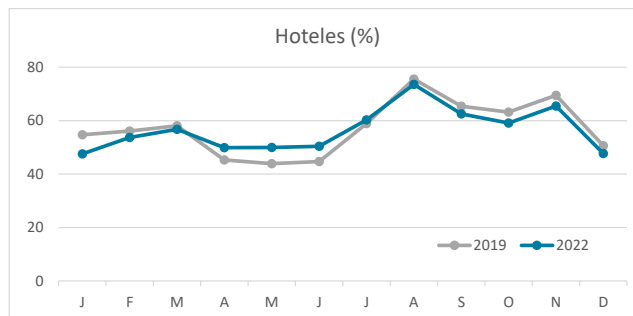
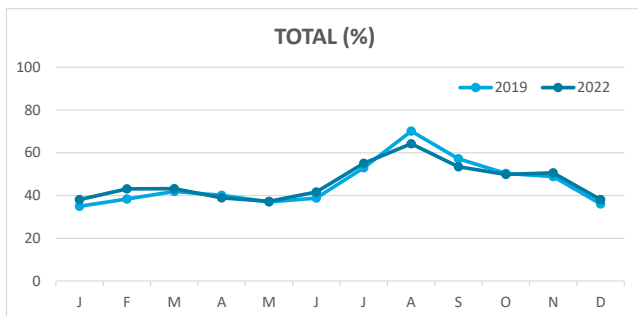


Note: LZ* (Lanzarote), FV* (Fuerteventura), GC* (Gran Canaria), TF* (Tenerife), LG* (La Gomera), LP* (La Palma) and EH* (El Hierro).

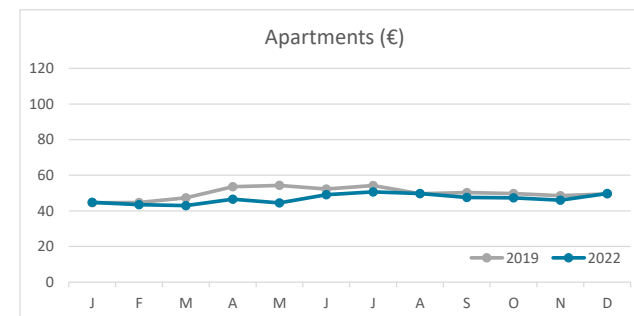
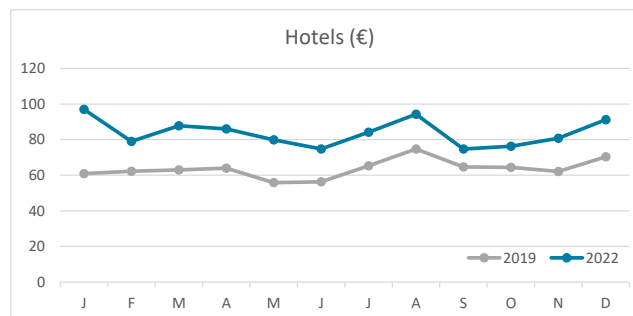
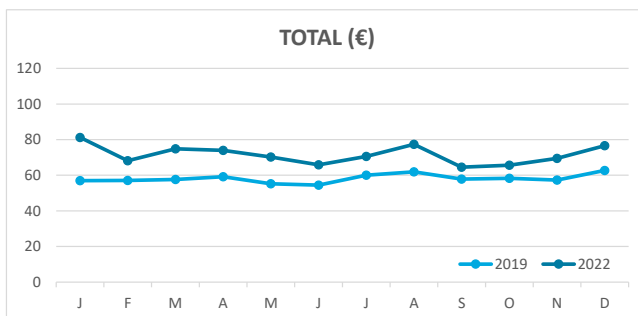
Main tourist accommodation indicators EL HIERRO (January - December 2022)



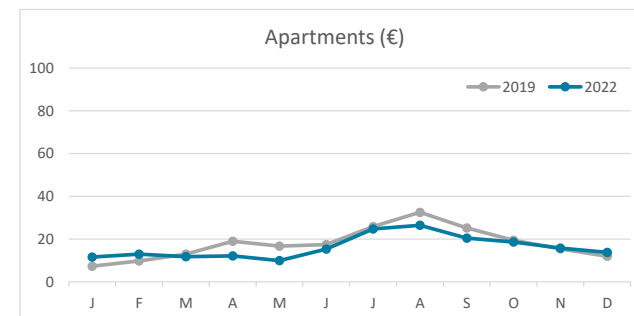
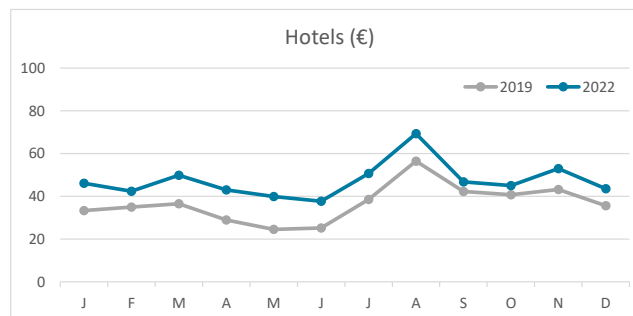
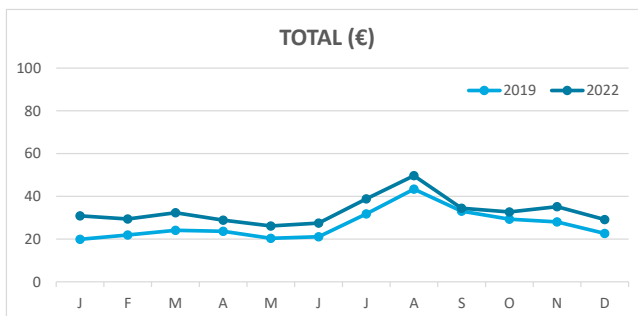
OCCUPANCY RATE PER ROOM / APARTMENT



ADR (Average Daily Rate)



REVPAR (Revenue Per Available Room)



Note: "Guests indicator" refers to number of guests checking in as new arrivals.
Source: Encuestas de Alojamiento Turístico (ISTAC)