

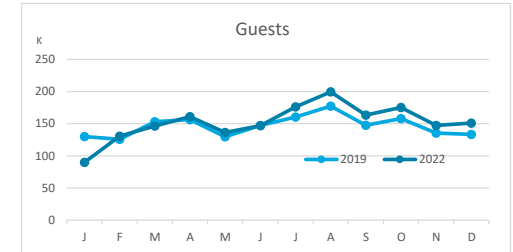
Main tourist accommodation indicators

FUERTEVENTURA (January - December 2022)



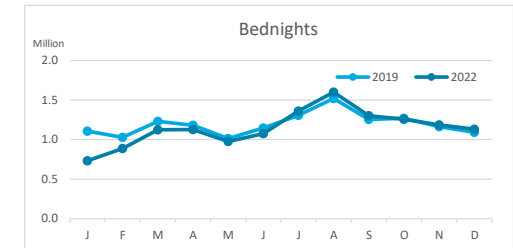
GUESTS BY ACCOMMODATION TYPE (*)

	Breakdown by accommodation type											
	TOTAL				Hotels				Apartments			
	Abroad	Mainland	Canary Islands	Total	Abroad	Mainland	Canary Islands	Total	Abroad	Mainland	Canary Islands	Total
Jan-Dec 19	1,525,586	110,533	118,822	1,754,941	1,319,367	92,536	83,926	1,495,829	206,219	17,997	34,896	259,112
Jan-Dec 22	1,561,777	126,398	136,035	1,824,210	1,401,598	102,111	107,272	1,610,981	160,179	24,287	28,763	213,229
Change	36,191	15,865	17,213	69,269	82,231	9,575	23,346	115,152	-46,040	6,290	-6,133	-45,883
Change, %	2.4%	14.4%	14.5%	3.9%	6.2%	10.3%	27.8%	7.7%	-22.3%	35.0%	-17.6%	-17.7%



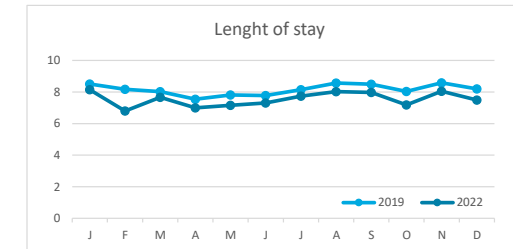
BEDNIGHTS

	Breakdown by accommodation type											
	TOTAL				Hotels				Apartments			
	Abroad	Mainland	Canary Islands	Total	Abroad	Mainland	Canary Islands	Total	Abroad	Mainland	Canary Islands	Total
Jan-Dec 19	13,215,031	579,021	518,298	14,312,350	11,071,622	494,105	303,905	11,869,632	2,143,409	84,916	214,393	2,442,718
Jan-Dec 22	12,554,121	647,744	560,211	13,762,076	11,089,630	530,793	425,592	12,046,015	1,464,491	116,951	134,619	1,716,061
Change	-660,910	68,723	41,913	-550,274	18,008	36,688	121,687	176,383	-678,918	32,035	-79,774	-726,657
Change, %	-5.0%	11.9%	8.1%	-3.8%	0.2%	7.4%	40.0%	1.5%	-31.7%	37.7%	-37.2%	-29.7%

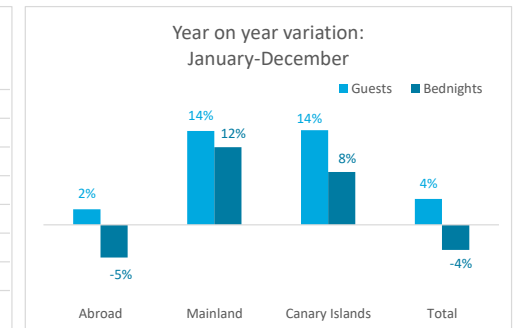
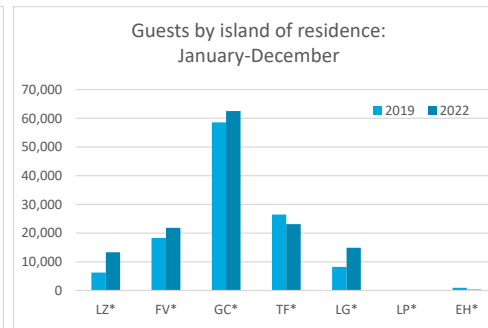
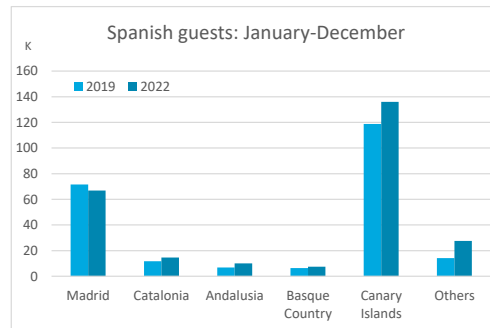
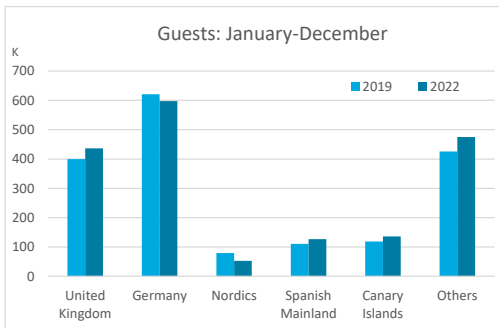


LENGHT OF STAY

	Breakdown by accommodation type											
	TOTAL				Hotels				Apartments			
	Abroad	Mainland	Canary Islands	Total	Abroad	Mainland	Canary Islands	Total	Abroad	Mainland	Canary Islands	Total
Jan-Dec 19	8.7	5.2	4.4	8.2	8.4	5.3	3.6	7.9	10.4	4.7	6.1	9.4
Jan-Dec 22	8.0	5.1	4.1	7.5	7.9	5.2	4.0	7.5	9.1	4.8	4.7	8.0
Change	-0.6	-0.1	-0.2	-0.6	-0.5	-0.1	0.3	-0.5	-1.3	0.1	-1.5	-1.4



GUESTS AND BEDNIGHTS BY PLACE OF RESIDENCE



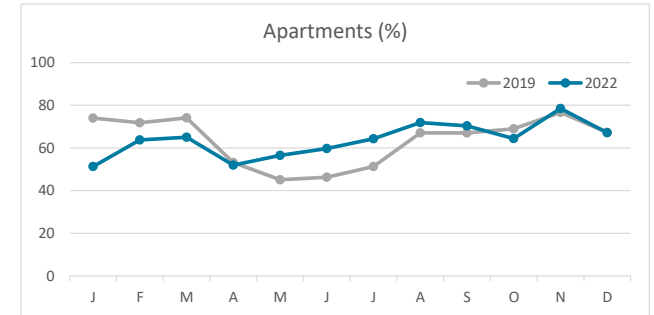
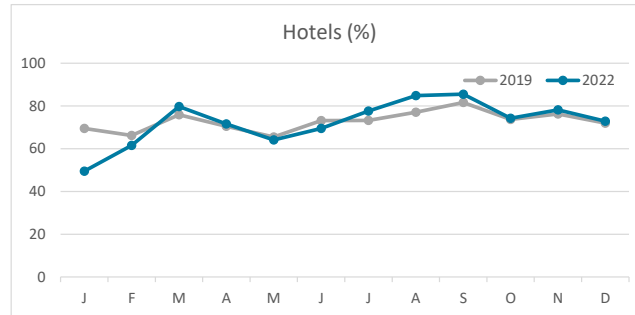
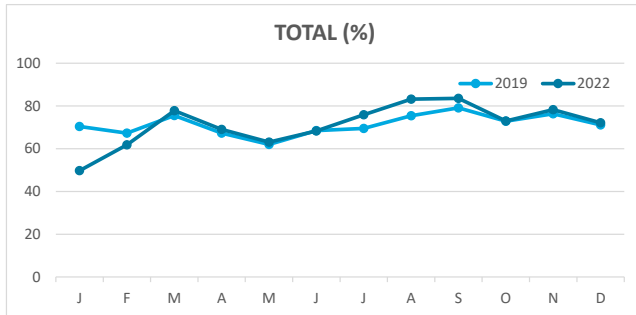
Note: LZ* (Lanzarote), FV* (Fuerteventura), GC* (Gran Canaria), TF* (Tenerife), LG* (La Gomera), LP* (La Palma) and EH* (El Hierro).

Main tourist accommodation indicators

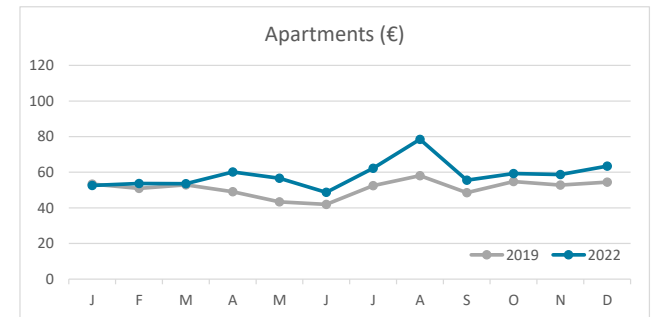
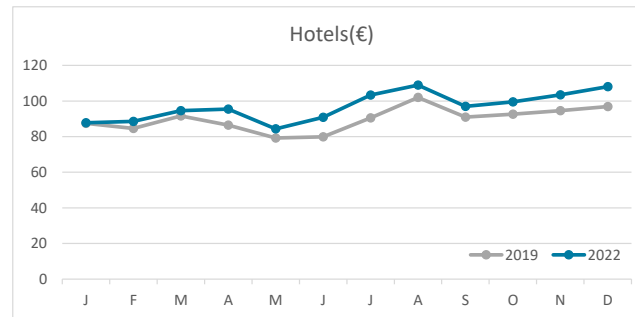
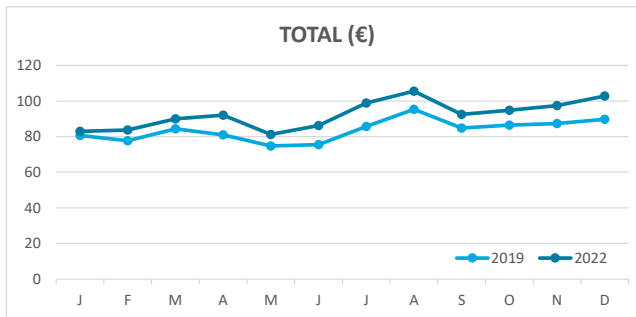
FUERTEVENTURA (January - December 2022)



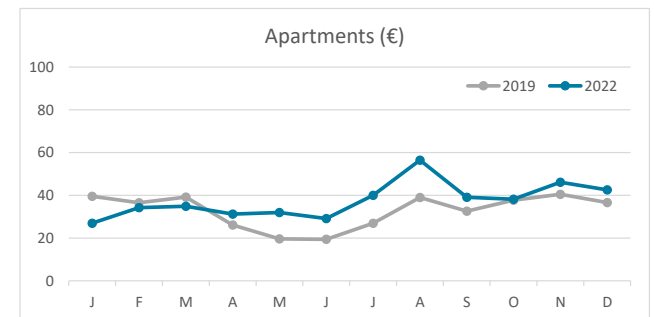
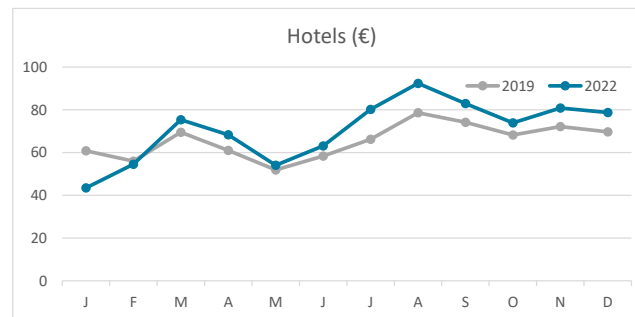
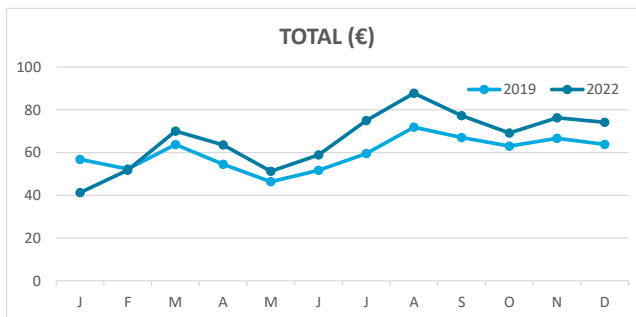
OCCUPANCY RATE PER ROOM / APARTMENT



ADR (Average Daily Rate)



REVPAR (Revenue Per Available Room)



Note: "Guests indicator" refers to number of guests checking in as new arrivals.
 Source: Encuestas de Alojamiento Turístico (ISTAC)