

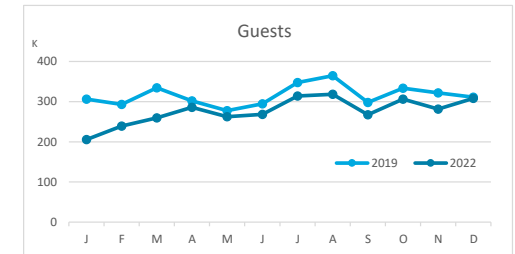
Main tourist accommodation indicators

GRAN CANARIA (January - December 2022)



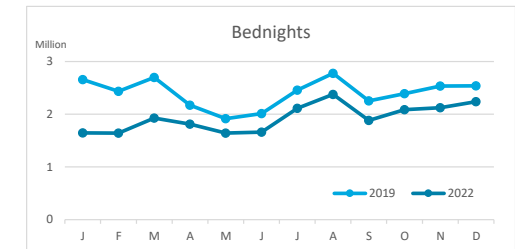
GUESTS BY ACCOMMODATION TYPE (*)

	Breakdown by accommodation type											
	TOTAL				Hotels				Apartments			
	Abroad	Mainland	Canary Islands	Total	Abroad	Mainland	Canary Islands	Total	Abroad	Mainland	Canary Islands	Total
Jan-Dec 19	2,876,452	352,098	556,320	3,784,870	1,912,132	314,079	304,605	2,530,816	964,320	38,019	251,715	1,254,054
Jan-Dec 22	2,439,822	366,962	509,752	3,316,536	1,907,224	332,264	352,280	2,591,768	532,598	34,698	157,472	724,768
Change	-436,630	14,864	-46,568	-468,334	-4,908	18,185	47,675	60,952	-431,722	-3,321	-94,243	-529,286
Change, %	-15.2%	4.2%	-8.4%	-12.4%	-0.3%	5.8%	15.7%	2.4%	-44.8%	-8.7%	-37.4%	-42.2%



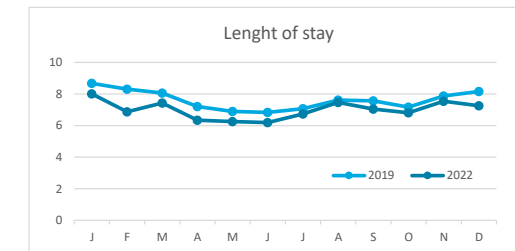
BEDNIGHTS

	Breakdown by accommodation type											
	TOTAL				Hotels				Apartments			
	Abroad	Mainland	Canary Islands	Total	Abroad	Mainland	Canary Islands	Total	Abroad	Mainland	Canary Islands	Total
Jan-Dec 19	25,257,750	1,615,663	1,971,743	28,845,156	15,697,703	1,375,815	933,127	18,006,645	9,560,047	239,848	1,038,616	10,838,511
Jan-Dec 22	19,770,920	1,594,196	1,792,837	23,157,953	14,543,030	1,410,531	1,057,355	17,010,916	5,227,890	183,665	735,482	6,147,037
Change	-5,486,830	-21,467	-178,906	-5,687,203	-1,154,673	34,716	124,228	-995,729	-4,332,157	-56,183	-303,134	-4,691,474
Change, %	-21.7%	-1.3%	-9.1%	-19.7%	-7.4%	2.5%	13.3%	-5.5%	-45.3%	-23.4%	-29.2%	-43.3%

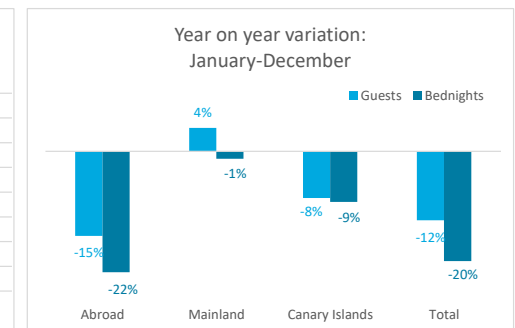
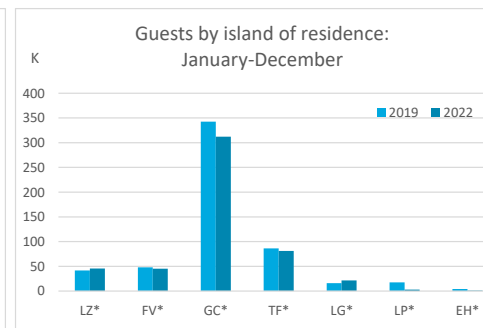
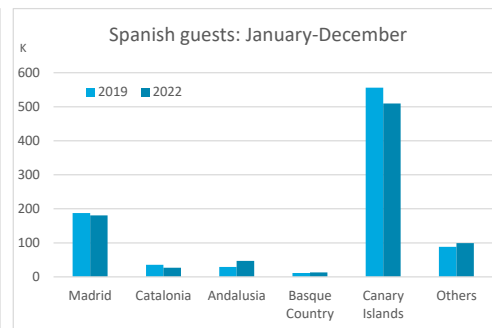
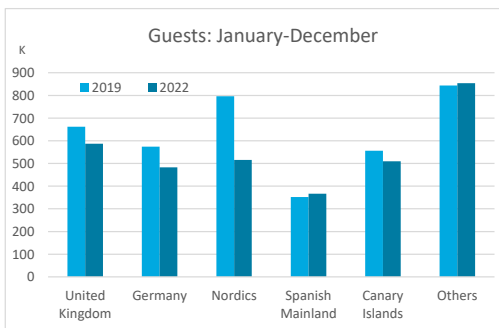


LENGHT OF STAY

	Breakdown by accommodation type											
	TOTAL				Hotels				Apartments			
	Abroad	Mainland	Canary Islands	Total	Abroad	Mainland	Canary Islands	Total	Abroad	Mainland	Canary Islands	Total
Jan-Dec 19	8.8	4.6	3.5	7.6	8.2	4.4	3.1	7.1	9.9	6.3	4.1	8.6
Jan-Dec 22	8.1	4.3	3.5	7.0	7.6	4.2	3.0	6.6	9.8	5.3	4.7	8.5
Change	-0.7	-0.2	0.0	-0.6	-0.6	-0.1	-0.1	-0.6	-0.1	-1.0	0.5	-0.2



GUESTS AND BEDNIGHTS BY PLACE OF RESIDENCE

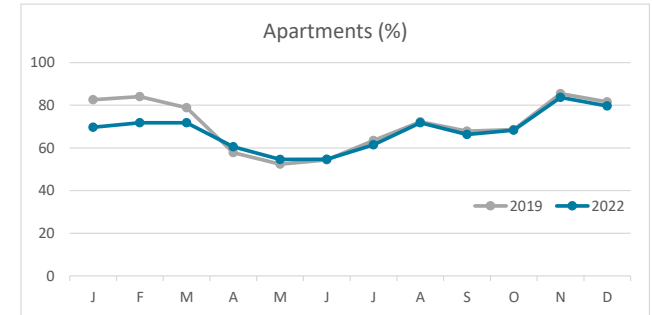
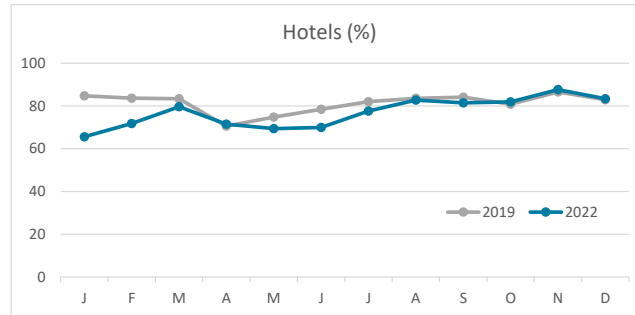
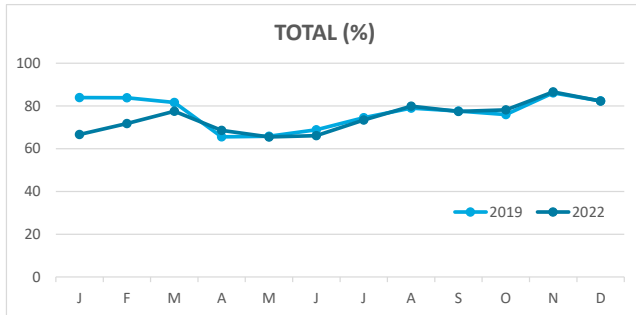


Note: LZ* (Lanzarote), FV* (Fuerteventura), GC* (Gran Canaria), TF* (Tenerife), LG* (La Gomera), LP* (La Palma) and EH* (El Hierro).

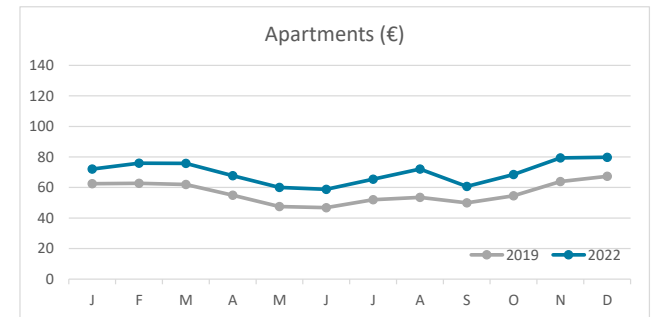
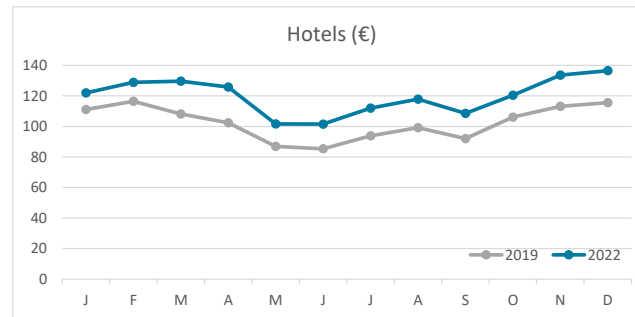
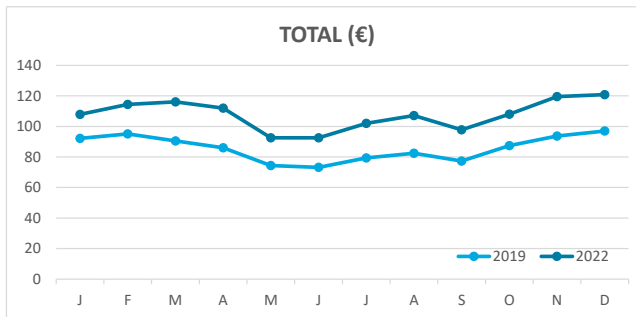
Main tourist accommodation indicators GRAN CANARIA (January - December 2022)



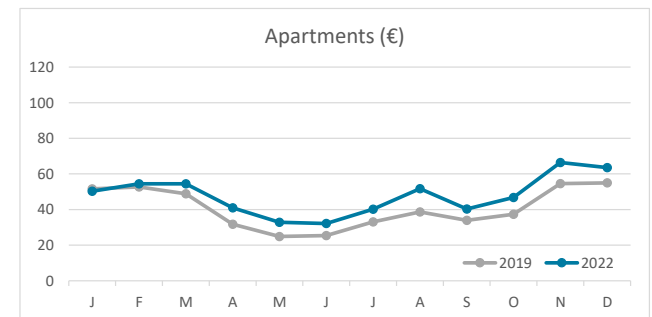
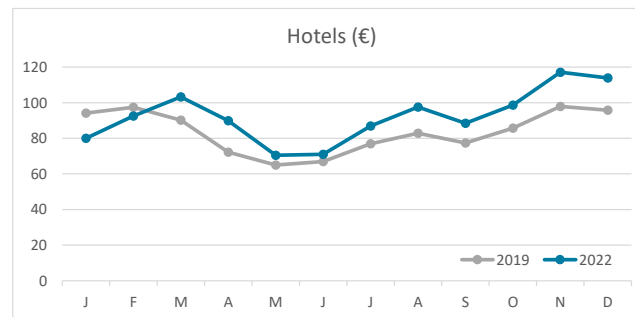
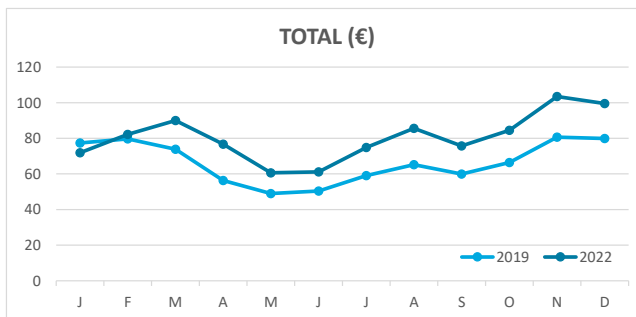
OCCUPANCY RATE PER ROOM / APARTMENT



ADR (Average Daily Rate)



REVPAR (Revenue Per Available Room)



Note: "Guests indicator" refers to number of guests checking in as new arrivals.
Source: Encuestas de Alojamiento Turístico (ISTAC)