

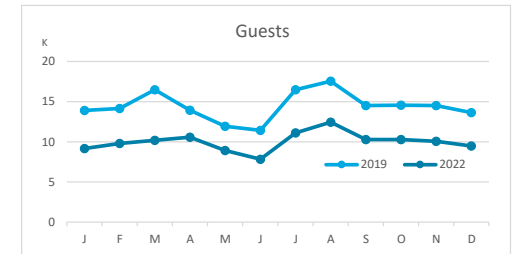
# Main tourist accommodation indicators

## LA GOMERA (January - December 2022)



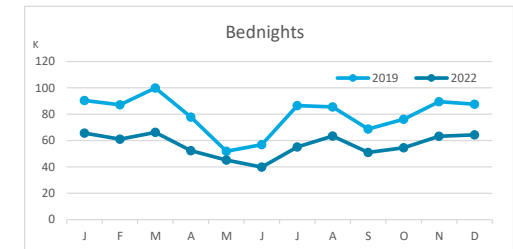
### GUESTS BY ACCOMMODATION TYPE (\*)

	Breakdown by accommodation type											
	TOTAL				Hotels				Apartments			
	Abroad	Mainland	Canary Islands	Total	Abroad	Mainland	Canary Islands	Total	Abroad	Mainland	Canary Islands	Total
Jan-Dec 19	92,922	5,056	75,067	173,045	58,522	2,693	46,367	107,582	34,400	2,363	28,700	65,463
Jan-Dec 22	66,068	5,152	48,919	120,139	42,423	3,868	34,134	80,425	23,645	1,284	14,785	39,714
Change	-26,854	96	-26,148	-52,906	-16,099	1,175	-12,233	-27,157	-10,755	-1,079	-13,915	-25,749
Change, %	-28.9%	1.9%	-34.8%	-30.6%	-27.5%	43.6%	-26.4%	-25.2%	-31.3%	-45.7%	-48.5%	-39.3%



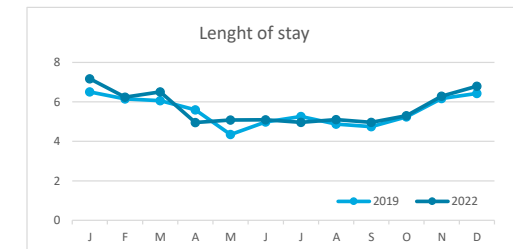
### BEDNIGHTS

	Breakdown by accommodation type											
	TOTAL				Hotels				Apartments			
	Abroad	Mainland	Canary Islands	Total	Abroad	Mainland	Canary Islands	Total	Abroad	Mainland	Canary Islands	Total
Jan-Dec 19	731,346	17,091	210,349	958,786	397,643	9,524	103,222	510,389	333,703	7,567	107,127	448,397
Jan-Dec 22	523,013	18,109	141,515	682,637	279,007	13,142	85,546	377,695	244,006	4,967	55,969	304,942
Change	-208,333	1,018	-68,834	-276,149	-118,636	3,618	-17,676	-132,694	-89,697	-2,600	-51,158	-143,455
Change, %	-28.5%	6.0%	-32.7%	-28.8%	-29.8%	38.0%	-17.1%	-26.0%	-26.9%	-34.4%	-47.8%	-32.0%

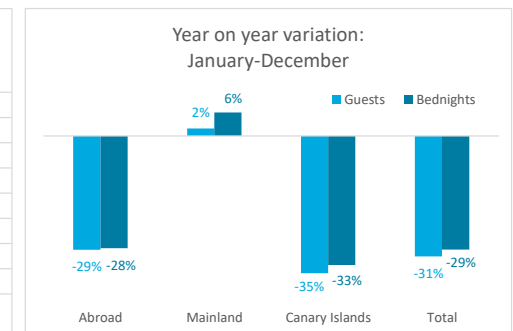
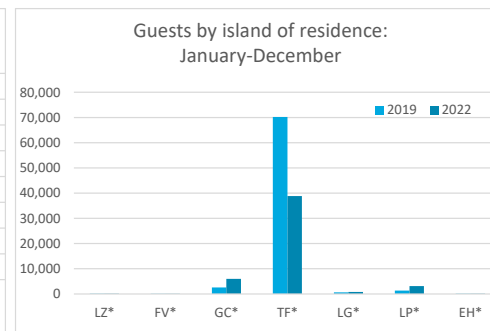
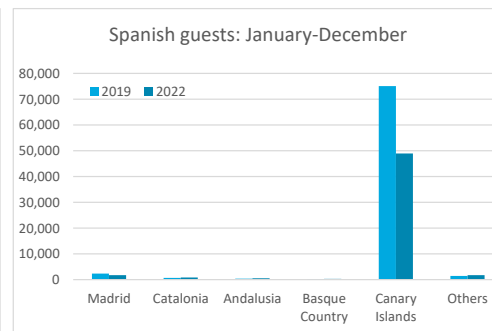
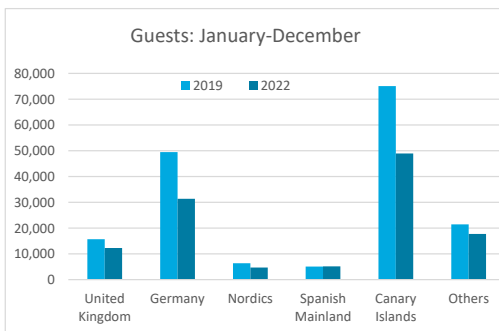


### LENGTH OF STAY

	Breakdown by accommodation type											
	TOTAL				Hotels				Apartments			
	Abroad	Mainland	Canary Islands	Total	Abroad	Mainland	Canary Islands	Total	Abroad	Mainland	Canary Islands	Total
Jan-Dec 19	7.9	3.4	2.8	5.5	6.8	3.5	2.2	4.7	9.7	3.2	3.7	6.8
Jan-Dec 22	7.9	3.5	2.9	5.7	6.6	3.4	2.5	4.7	10.3	3.9	3.8	7.7
Change	0.0	0.1	0.1	0.1	-0.2	-0.1	0.3	0.0	0.6	0.7	0.1	0.8



### GUESTS AND BEDNIGHTS BY PLACE OF RESIDENCE



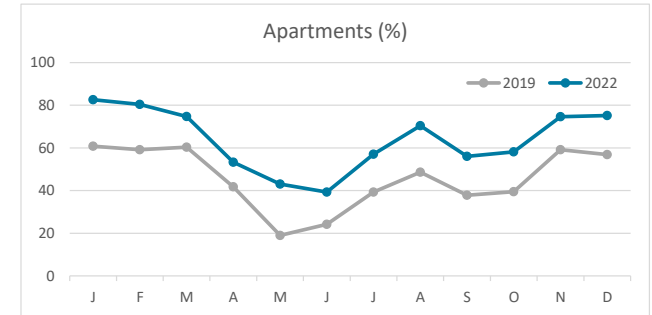
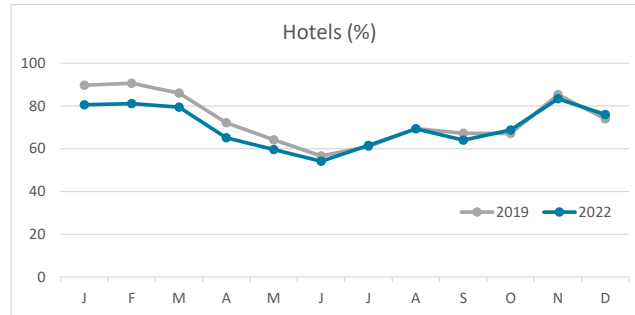
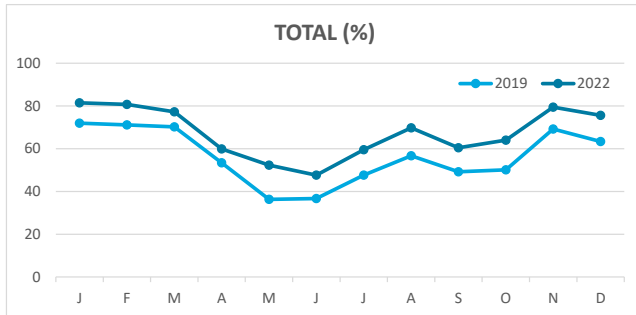
Note: LZ\* (Lanzarote), FV\* (Fuerteventura), GC\* (Gran Canaria), TF\* (Tenerife), LG\* (La Gomera), LP\* (La Palma) and EH\* (El Hierro).

# Main tourist accommodation indicators

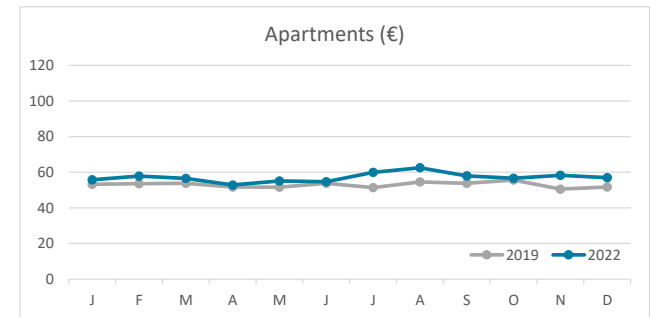
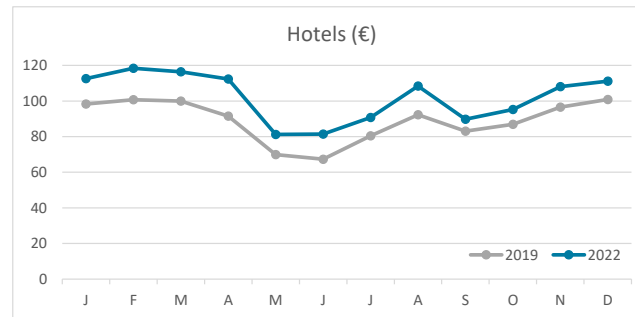
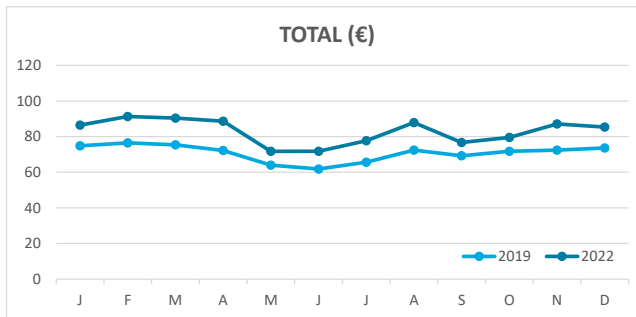
## LA GOMERA (January - December 2022)



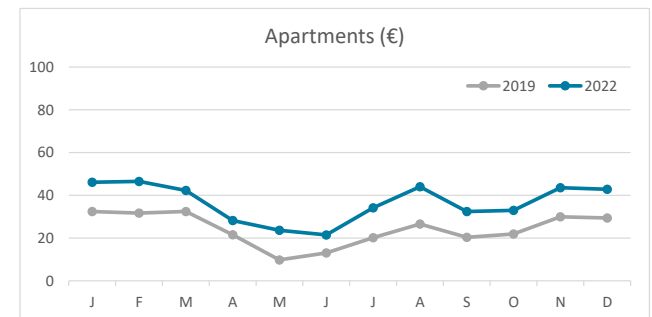
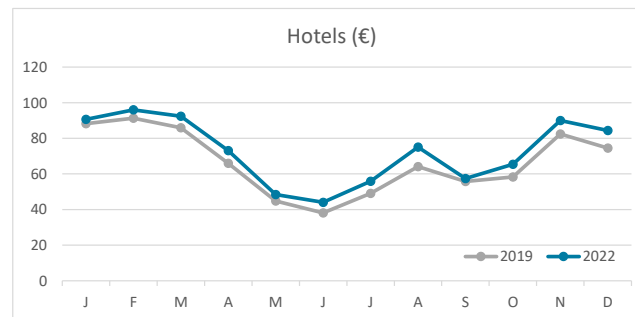
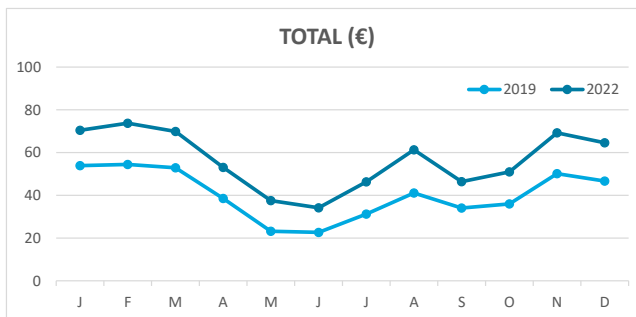
### OCCUPANCY RATE PER ROOM / APARTMENT



### ADR (Average Daily Rate)



### REVPAR (Revenue Per Available Room)



Note: "Guests indicator" refers to number of guests checking in as new arrivals.  
 Source: Encuestas de Alojamiento Turístico (ISTAC)