

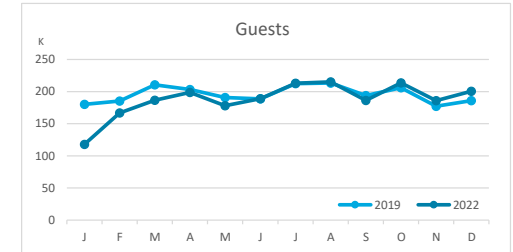
Main tourist accommodation indicators

LANZAROTE (January - December 2022)



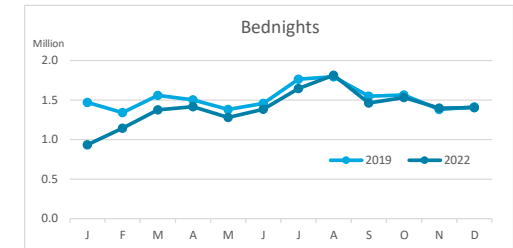
GUESTS BY ACCOMMODATION TYPE (*)

	Breakdown by accommodation type											
	TOTAL				Hotels				Apartments			
	Abroad	Mainland	Canary Islands	Total	Abroad	Mainland	Canary Islands	Total	Abroad	Mainland	Canary Islands	Total
Jan-Dec 19	2,036,654	217,115	94,411	2,348,180	1,380,778	184,742	55,300	1,620,820	655,876	32,373	39,111	727,360
Jan-Dec 22	1,880,864	256,796	113,924	2,251,584	1,327,632	212,499	71,058	1,611,189	553,232	44,297	42,866	640,395
Change	-155,790	39,681	19,513	-96,596	-53,146	27,757	15,758	-9,631	-102,644	11,924	3,755	-86,965
Change, %	-7.6%	18.3%	20.7%	-4.1%	-3.8%	15.0%	28.5%	-0.6%	-15.6%	36.8%	9.6%	-12.0%



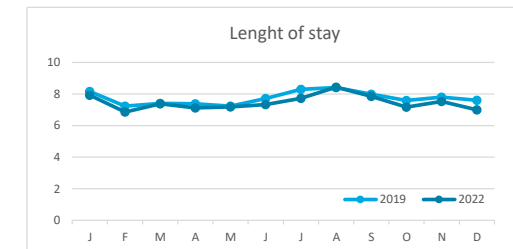
BEDNIGHTS

	Breakdown by accommodation type											
	TOTAL				Hotels				Apartments			
	Abroad	Mainland	Canary Islands	Total	Abroad	Mainland	Canary Islands	Total	Abroad	Mainland	Canary Islands	Total
Jan-Dec 19	16,539,392	1,271,483	365,452	18,176,327	10,686,816	1,050,249	172,677	11,909,742	5,852,576	221,234	192,775	6,266,585
Jan-Dec 22	14,851,971	1,424,361	515,834	16,792,166	10,095,634	1,115,985	288,233	11,499,852	4,756,337	308,376	227,601	5,292,314
Change	-1,687,421	152,878	150,382	-1,384,161	-591,182	65,736	115,556	-409,890	-1,096,239	87,142	34,826	-974,271
Change, %	-10.2%	12.0%	41.1%	-7.6%	-5.5%	6.3%	66.9%	-3.4%	-18.7%	39.4%	18.1%	-15.5%

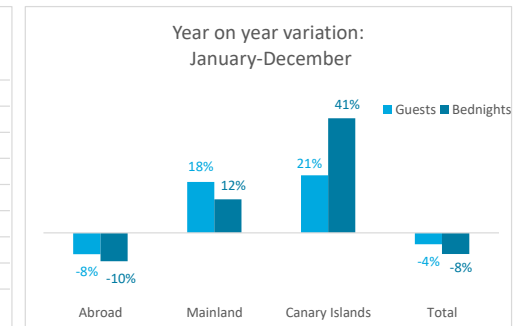
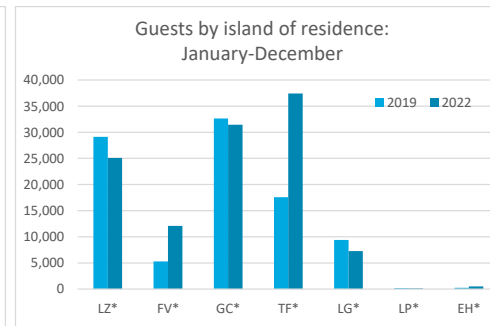
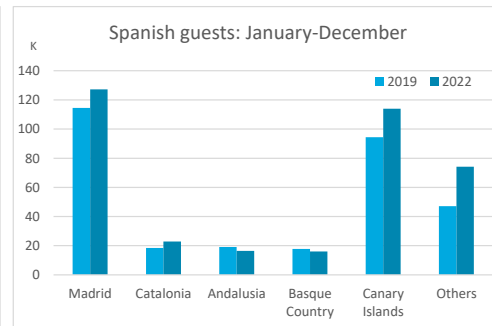
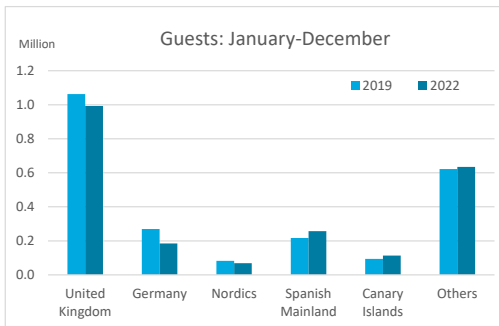


LENGHT OF STAY

	Breakdown by accommodation type											
	TOTAL				Hotels				Apartments			
	Abroad	Mainland	Canary Islands	Total	Abroad	Mainland	Canary Islands	Total	Abroad	Mainland	Canary Islands	Total
Jan-Dec 19	8.1	5.9	3.9	7.7	7.7	5.7	3.1	7.3	8.9	6.8	4.9	8.6
Jan-Dec 22	7.9	5.5	4.5	7.5	7.6	5.3	4.1	7.1	8.6	7.0	5.3	8.3
Change	-0.2	-0.3	0.7	-0.3	-0.1	-0.4	0.9	-0.2	-0.3	0.1	0.4	-0.4



GUESTS AND BEDNIGHTS BY PLACE OF RESIDENCE



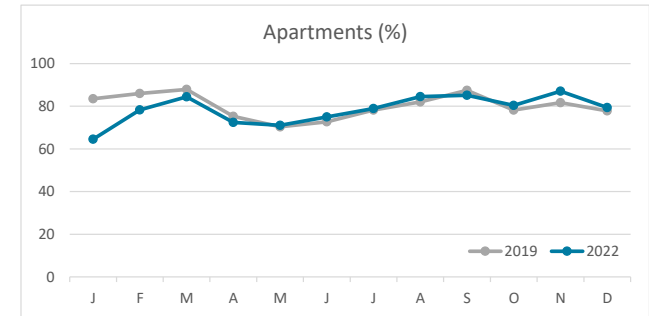
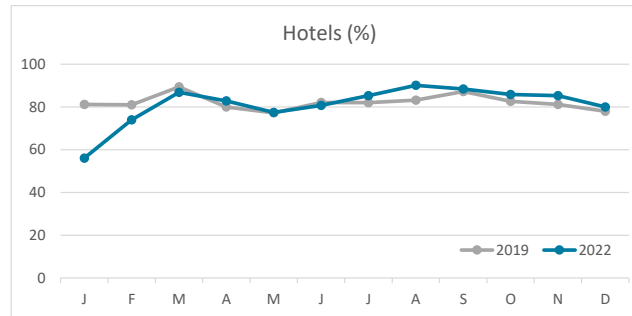
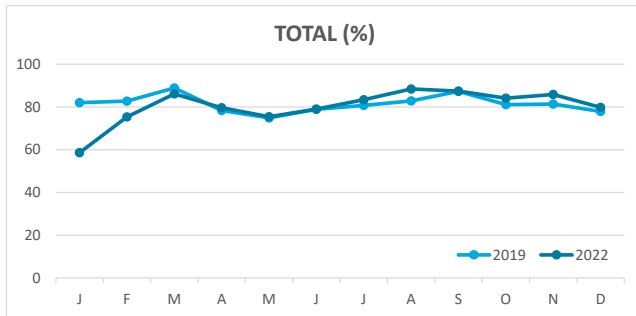
Note: LZ* (Lanzarote), FV* (Fuerteventura), GC* (Gran Canaria), TF* (Tenerife), LG* (La Gomera), LP* (La Palma) and EH* (El Hierro).

Main tourist accommodation indicators

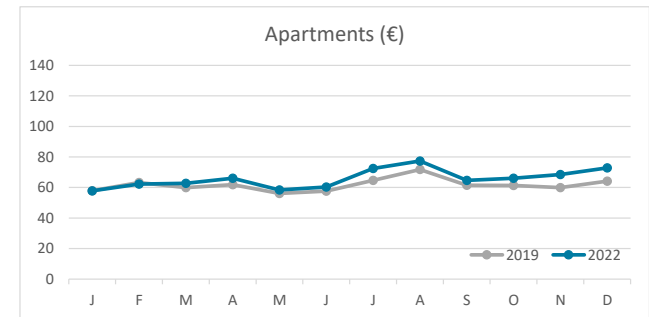
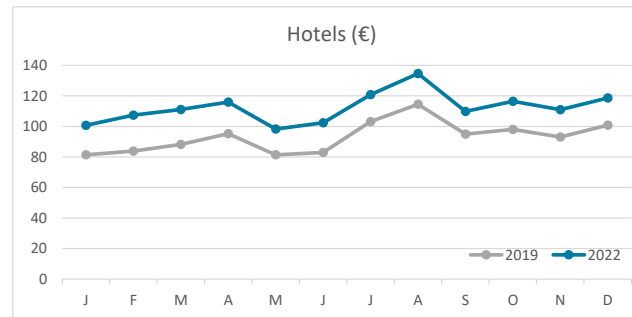
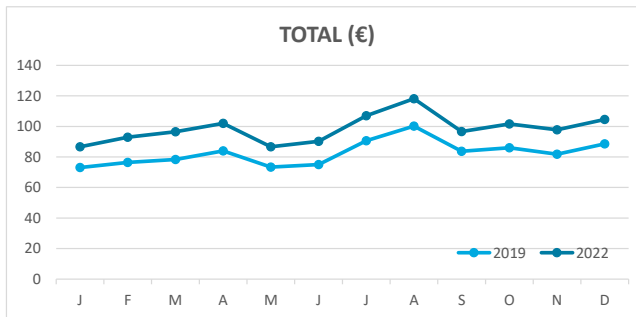
LANZAROTE (January - December 2022)



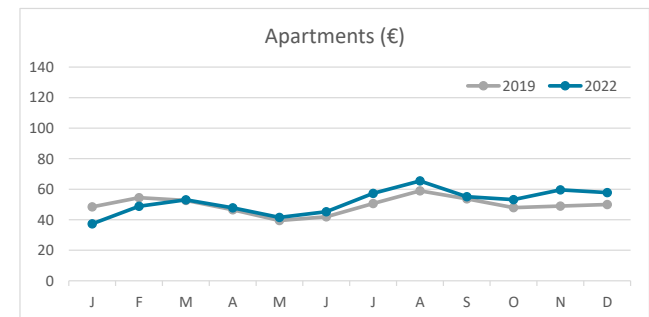
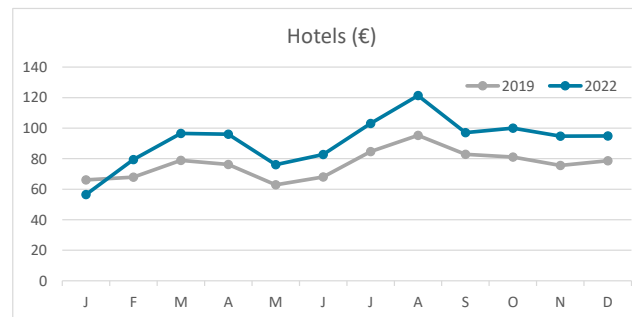
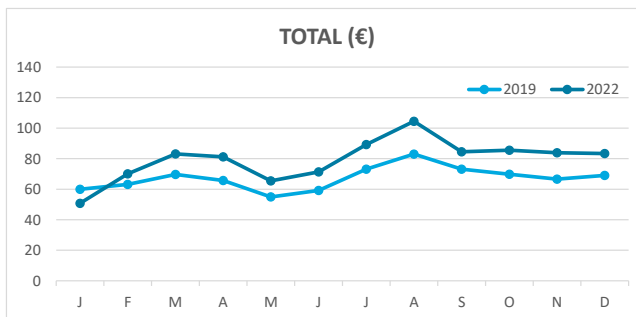
OCCUPANCY RATE PER ROOM / APARTMENT



ADR (Average Daily Rate)



REVPAR (Revenue Per Available Room)



Note: "Guests indicator" refers to number of guests checking in as new arrivals.
 Source: Encuestas de Alojamiento Turístico (ISTAC)