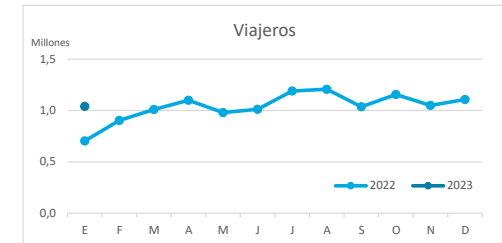


# Principales indicadores de alojamiento turístico CANARIAS (a enero de 2023)



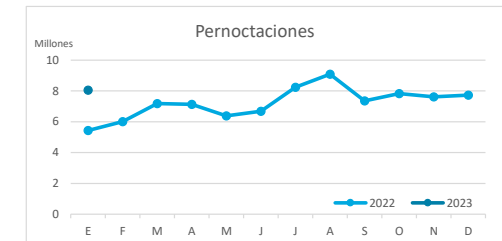
## VIAJEROS EN ALOJAMIENTO TURÍSTICO

	Detalle según tipo de alojamiento											
	TOTAL				Hotelero				Extrahotelero			
	Extranjeros	Peninsulares	Canarios	Total	Extranjeros	Peninsulares	Canarios	Total	Extranjeros	Peninsulares	Canarios	Total
ene-22	595.783	61.934	45.816	<b>703.533</b>	451.738	54.382	34.928	<b>541.048</b>	144.045	7.552	10.888	<b>162.485</b>
ene-23	899.201	83.982	57.110	<b>1.040.293</b>	699.645	76.106	46.377	<b>822.128</b>	199.556	7.876	10.733	<b>218.165</b>
Dif	303.418	22.048	11.294	<b>336.760</b>	247.907	21.724	11.449	<b>281.080</b>	55.511	324	-155	<b>55.680</b>
Dif, %	50,9%	35,6%	24,7%	<b>47,9%</b>	54,9%	39,9%	32,8%	<b>52,0%</b>	38,5%	4,3%	-1,4%	<b>34,3%</b>



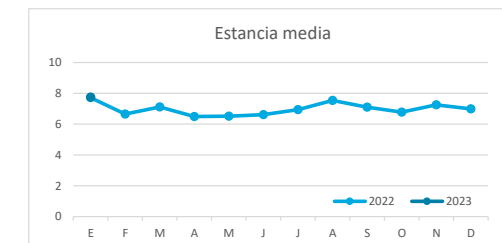
## PERNOCTACIONES

	Detalle según tipo de alojamiento											
	TOTAL				Hotelero				Extrahotelero			
	Extranjeros	Peninsulares	Canarios	Total	Extranjeros	Peninsulares	Canarios	Total	Extranjeros	Peninsulares	Canarios	Total
ene-22	4.944.553	311.220	176.226	<b>5.431.999</b>	3.537.925	266.064	115.850	<b>3.919.839</b>	1.406.628	45.156	60.376	<b>1.512.160</b>
ene-23	7.410.932	427.656	220.679	<b>8.059.267</b>	5.418.175	372.788	155.617	<b>5.946.580</b>	1.992.757	54.868	65.062	<b>2.112.687</b>
Dif	2.466.379	116.436	44.453	<b>2.627.268</b>	1.880.250	106.724	39.767	<b>2.026.741</b>	586.129	9.712	4.686	<b>600.527</b>
Dif, %	49,9%	37,4%	25,2%	<b>48,4%</b>	53,1%	40,1%	34,3%	<b>51,7%</b>	41,7%	21,5%	7,8%	<b>39,7%</b>

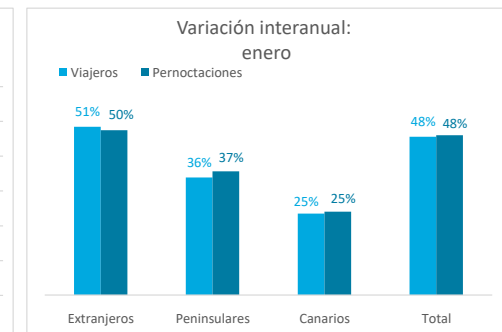
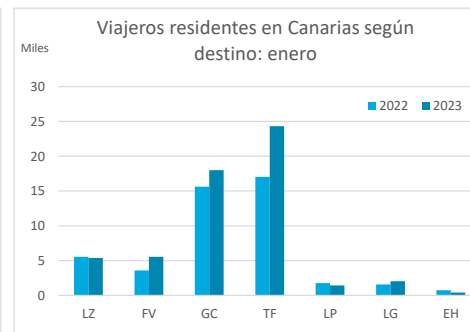
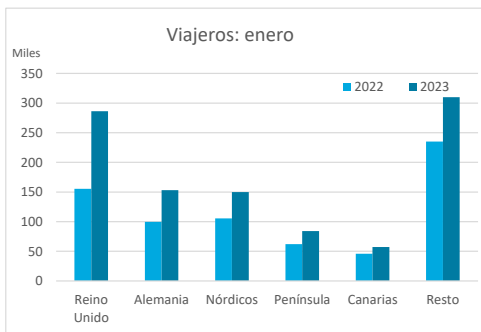


## ESTANCIA MEDIA

	Detalle según tipo de alojamiento											
	TOTAL				Hotelero				Extrahotelero			
	Extranjeros	Peninsulares	Canarios	Total	Extranjeros	Peninsulares	Canarios	Total	Extranjeros	Peninsulares	Canarios	Total
ene-22	8,3	5,0	3,8	<b>7,7</b>	7,8	4,9	3,3	<b>7,2</b>	9,8	6,0	5,5	<b>9,3</b>
ene-23	8,2	5,1	3,9	<b>7,7</b>	7,7	4,9	3,4	<b>7,2</b>	10,0	7,0	6,1	<b>9,7</b>
Dif	-0,1	0,1	0,0	<b>0,0</b>	-0,1	0,0	0,0	<b>0,0</b>	0,2	1,0	0,5	<b>0,4</b>



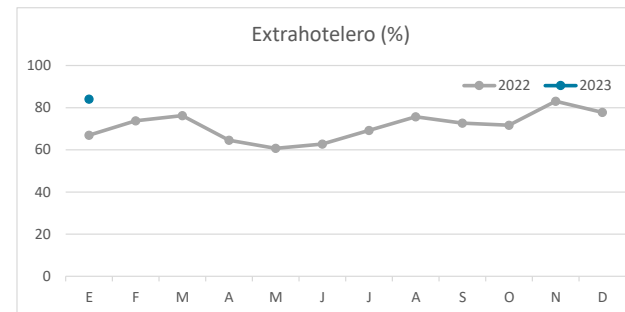
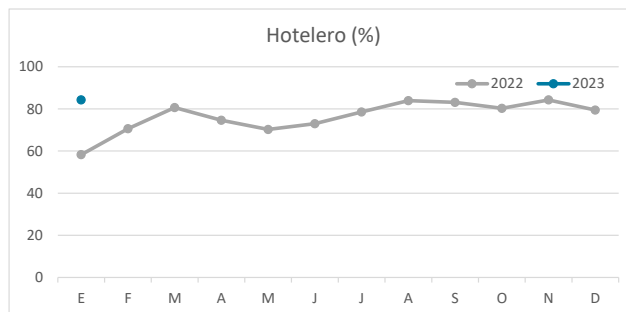
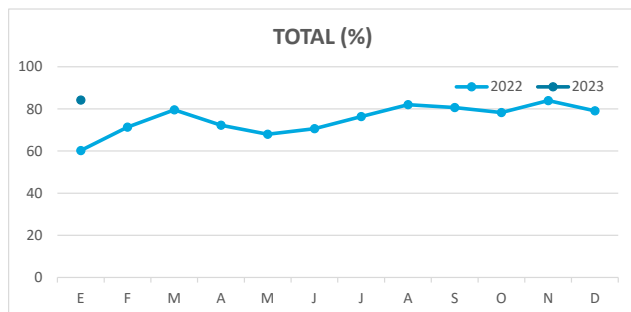
## DETALLE VIAJEROS Y PERNOCTACIONES SEGÚN LUGAR DE RESIDENCIA



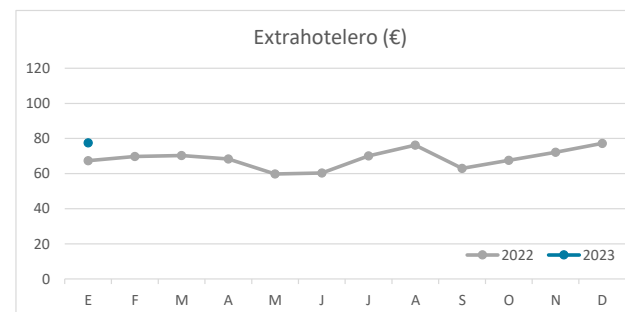
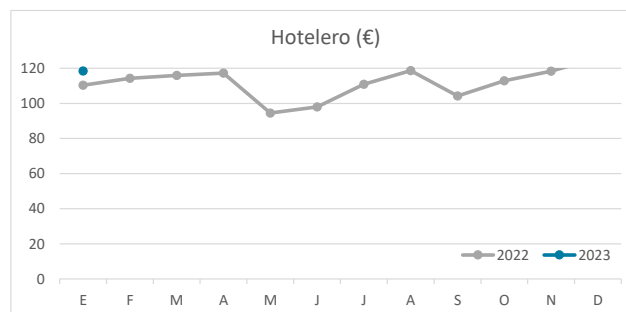
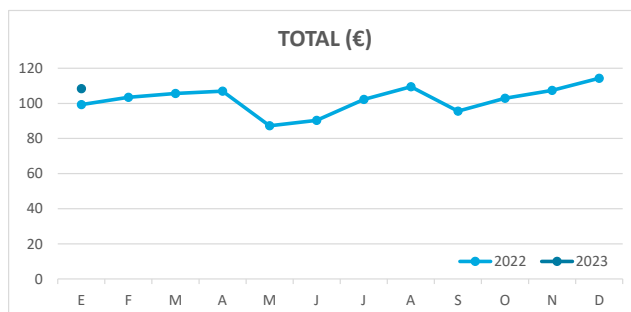
# Principales indicadores de alojamiento turístico CANARIAS (a enero de 2023)



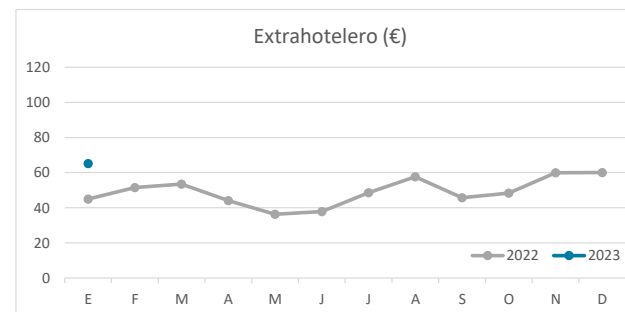
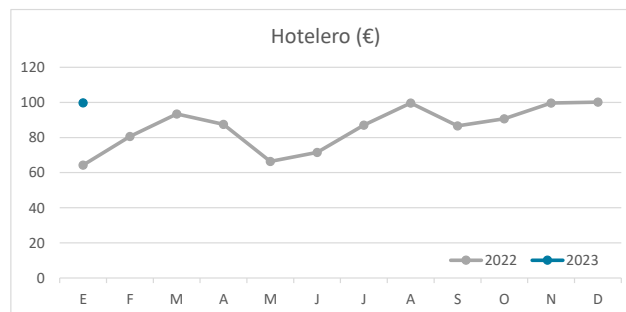
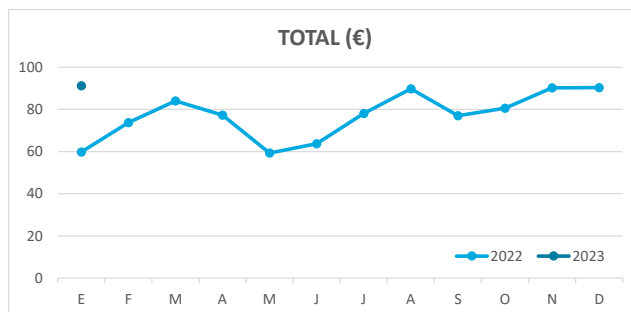
## ÍNDICE DE OCUPACIÓN POR HABITACIÓN / APARTAMENTO



## ADR (tarifa media diaria)



## REVPAR (ingreso por habitación/apartamento disponible)



Nota: el indicador de viajeros se refiere a viajeros entrados.  
Fuente: Encuestas de Alojamiento Turístico (ISTAC)