

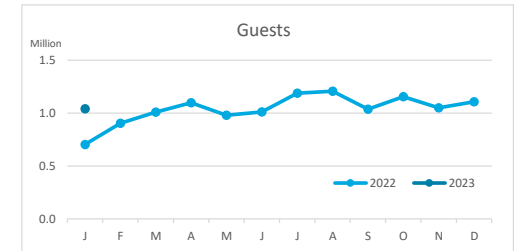
Main tourist accommodation indicators

CANARY ISLANDS (January 2023)



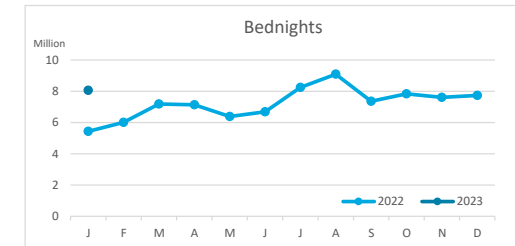
GUESTS BY ACCOMMODATION TYPE (*)

	TOTAL				Breakdown by accommodation type							
					Hotels				Apartments			
	Abroad	Mainland	Canary Islands	Total	Abroad	Mainland	Canary Islands	Total	Abroad	Mainland	Canary Islands	Total
Jan-22	595,783	61,934	45,816	703,533	451,738	54,382	34,928	541,048	144,045	7,552	10,888	162,485
Jan-23	899,201	83,982	57,110	1,040,293	699,645	76,106	46,377	822,128	199,556	7,876	10,733	218,165
Change	303,418	22,048	11,294	336,760	247,907	21,724	11,449	281,080	55,511	324	-155	55,680
Change, %	50.9%	35.6%	24.7%	47.9%	54.9%	39.9%	32.8%	52.0%	38.5%	4.3%	-1.4%	34.3%



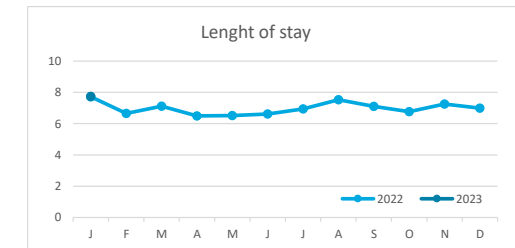
BEDNIGHTS

	TOTAL				Breakdown by accommodation type							
					Hotels				Apartments			
	Abroad	Mainland	Canary Islands	Total	Abroad	Mainland	Canary Islands	Total	Abroad	Mainland	Canary Islands	Total
Jan-22	4,944,553	311,220	176,226	5,431,999	3,537,925	266,064	115,850	3,919,839	1,406,628	45,156	60,376	1,512,160
Jan-23	7,410,932	427,656	220,679	8,059,267	5,418,175	372,788	155,617	5,946,580	1,992,757	54,868	65,062	2,112,687
Change	2,466,379	116,436	44,453	2,627,268	1,880,250	106,724	39,767	2,026,741	586,129	9,712	4,686	600,527
Change, %	49.9%	37.4%	25.2%	48.4%	53.1%	40.1%	34.3%	51.7%	41.7%	21.5%	7.8%	39.7%

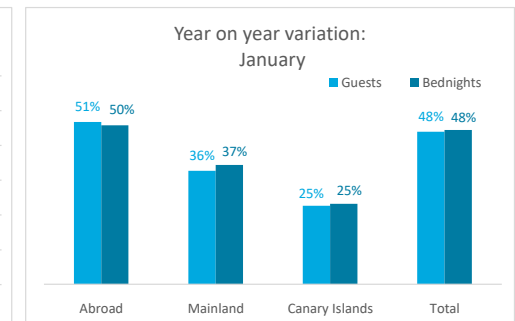
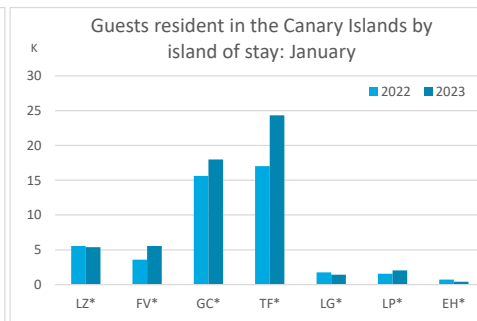
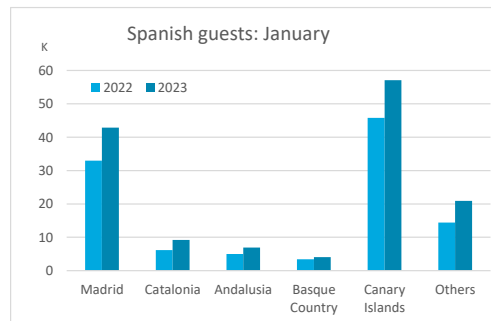
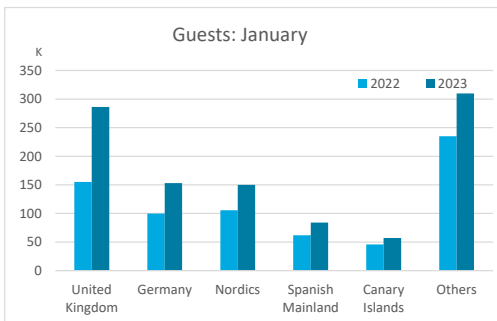


LENGHT OF STAY

	TOTAL				Breakdown by accommodation type							
					Hotels				Apartments			
	Abroad	Mainland	Canary Islands	Total	Abroad	Mainland	Canary Islands	Total	Abroad	Mainland	Canary Islands	Total
Jan-22	8.3	5.0	3.8	7.7	7.8	4.9	3.3	7.2	9.8	6.0	5.5	9.3
Jan-23	8.2	5.1	3.9	7.7	7.7	4.9	3.4	7.2	10.0	7.0	6.1	9.7
Change	-0.1	0.1	0.0	0.0	-0.1	0.0	0.0	0.0	0.2	1.0	0.5	0.4



GUESTS AND BEDNIGHTS BY PLACE OF RESIDENCE

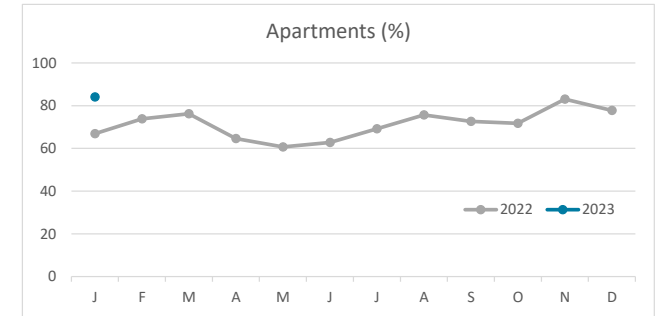
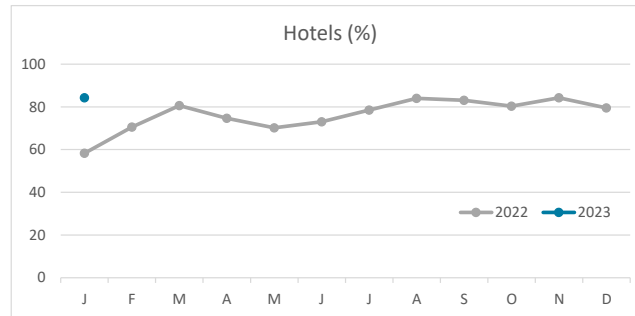
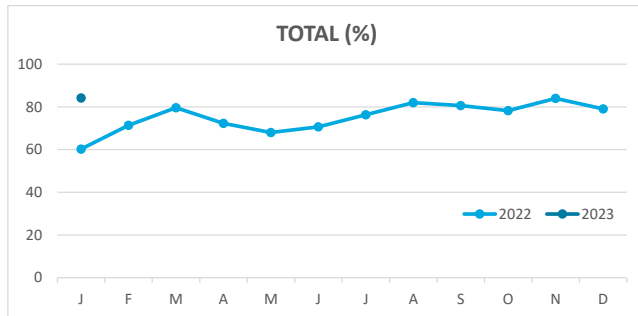


Note: LZ* (Lanzarote), FV* (Fuerteventura), GC* (Gran Canaria), TF* (Tenerife), LG* (La Gomera), LP* (La Palma) and EH* (El Hierro).

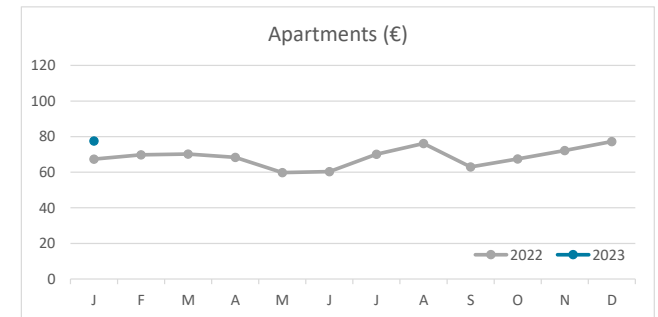
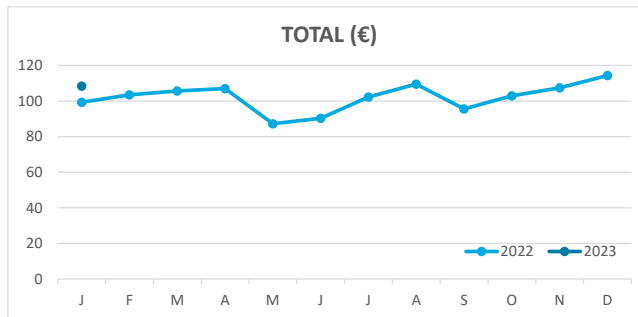
Main tourist accommodation indicators CANARY ISLANDS (January 2023)



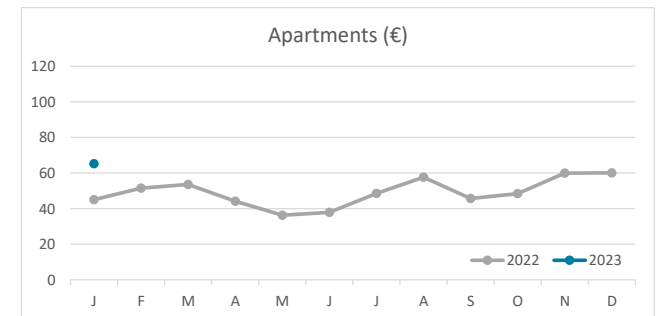
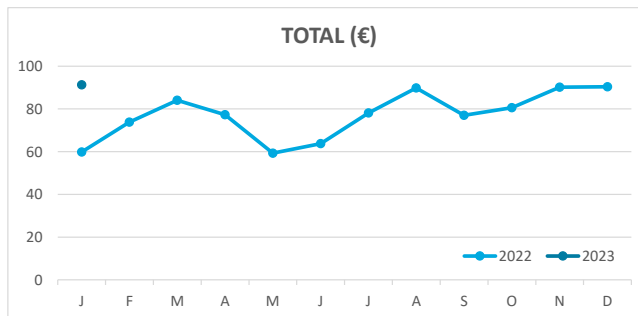
OCCUPANCY RATE PER ROOM / APARTMENT



ADR (Average Daily Rate)



REVPAR (Revenue Per Available Room)



Note: "Guests indicator" refers to number of guests checking in as new arrivals.
Source: Encuestas de Alojamiento Turístico (ISTAC)