

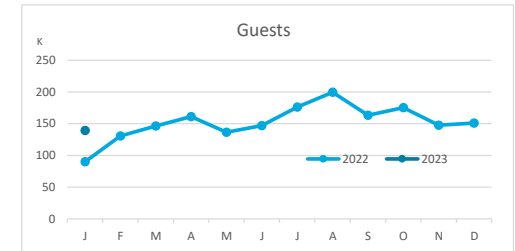
Main tourist accommodation indicators

FUERTEVENTURA (January 2023)



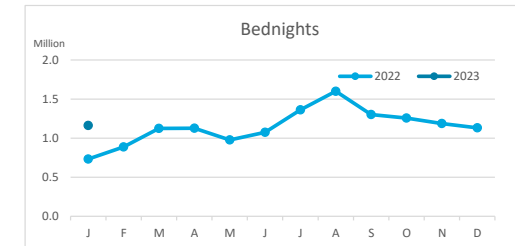
GUESTS BY ACCOMMODATION TYPE (*)

	TOTAL				Breakdown by accommodation type							
					Hotels				Apartments			
	Abroad	Mainland	Canary Islands	Total	Abroad	Mainland	Canary Islands	Total	Abroad	Mainland	Canary Islands	Total
Jan-22	80,995	5,380	3,571	89,946	71,535	4,063	2,996	78,594	9,460	1,317	575	11,352
Jan-23	126,118	7,613	5,539	139,270	114,170	6,777	4,820	125,767	11,948	836	719	13,503
Change	45,123	2,233	1,968	49,324	42,635	2,714	1,824	47,173	2,488	-481	144	2,151
Change, %	55.7%	41.5%	55.1%	54.8%	59.6%	66.8%	60.9%	60.0%	26.3%	-36.5%	25.0%	18.9%



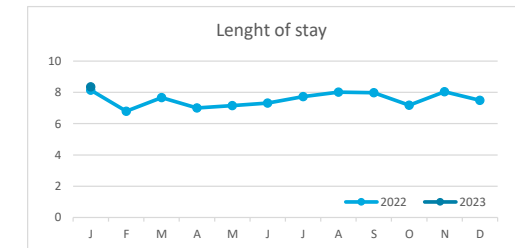
BEDNIGHTS

	TOTAL				Breakdown by accommodation type							
					Hotels				Apartments			
	Abroad	Mainland	Canary Islands	Total	Abroad	Mainland	Canary Islands	Total	Abroad	Mainland	Canary Islands	Total
Jan-22	691,872	27,322	13,128	732,322	593,028	20,120	10,625	623,773	98,844	7,202	2,503	108,549
Jan-23	1,099,612	39,343	23,862	1,162,817	963,586	34,951	20,207	1,018,744	136,026	4,392	3,655	144,073
Change	407,740	12,021	10,734	430,495	370,558	14,831	9,582	394,971	37,182	-2,810	1,152	35,524
Change, %	58.9%	44.0%	81.8%	58.8%	62.5%	73.7%	90.2%	63.3%	37.6%	-39.0%	46.0%	32.7%

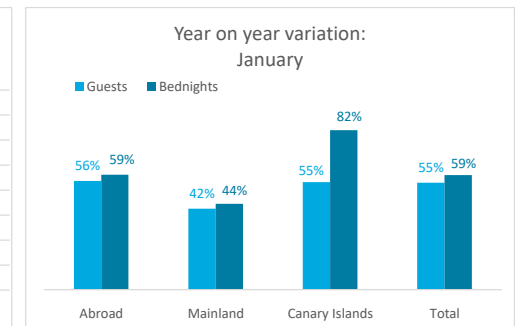
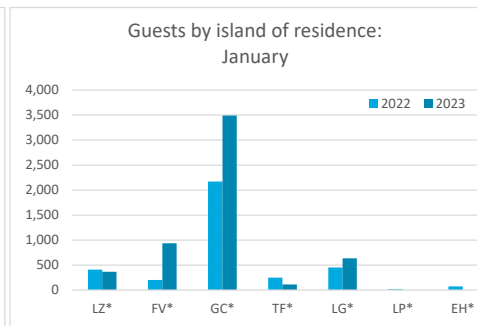
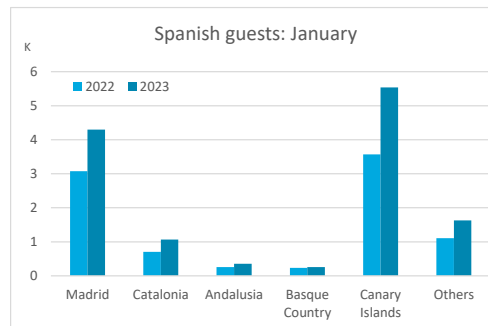
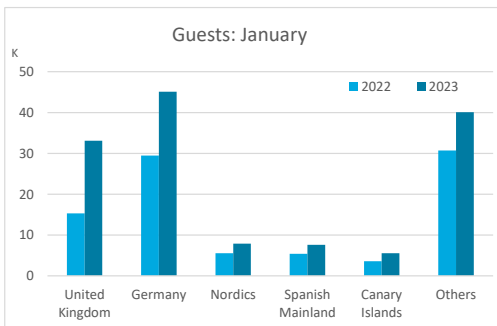


LENGHT OF STAY

	TOTAL				Breakdown by accommodation type							
					Hotels				Apartments			
	Abroad	Mainland	Canary Islands	Total	Abroad	Mainland	Canary Islands	Total	Abroad	Mainland	Canary Islands	Total
Jan-22	8.5	5.1	3.7	8.1	8.3	5.0	3.5	7.9	10.4	5.5	4.4	9.6
Jan-23	8.7	5.2	4.3	8.3	8.4	5.2	4.2	8.1	11.4	5.3	5.1	10.7
Change	0.2	0.1	0.6	0.2	0.1	0.2	0.6	0.2	0.9	-0.2	0.7	1.1



GUESTS AND BEDNIGHTS BY PLACE OF RESIDENCE

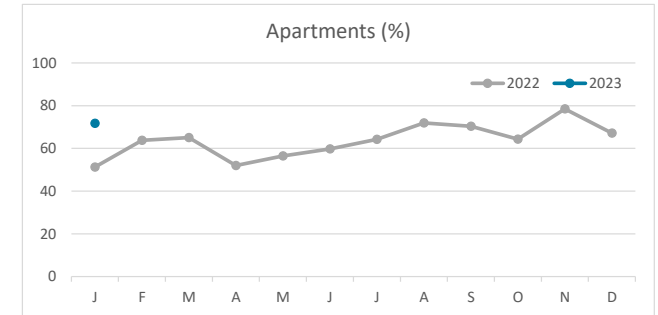
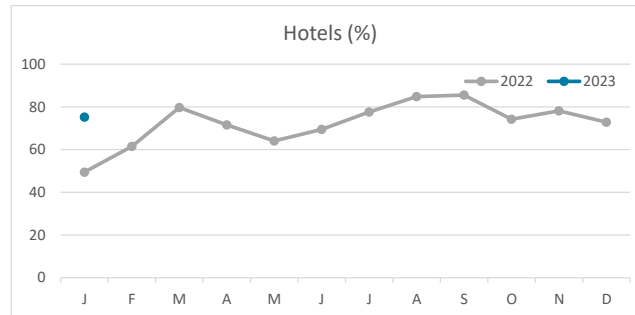
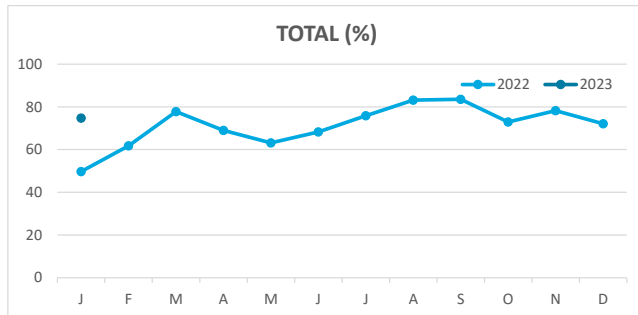


Note: LZ* (Lanzarote), FV* (Fuerteventura), GC* (Gran Canaria), TF* (Tenerife), LG* (La Gomera), LP* (La Palma) and EH* (El Hierro).

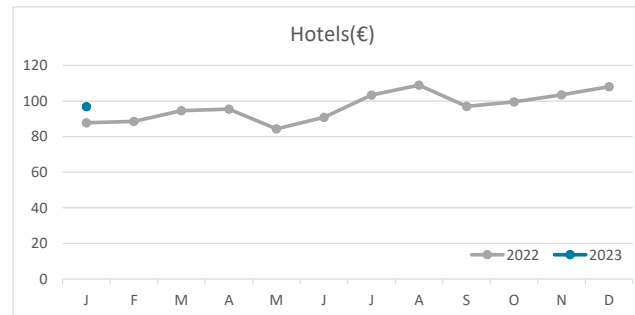
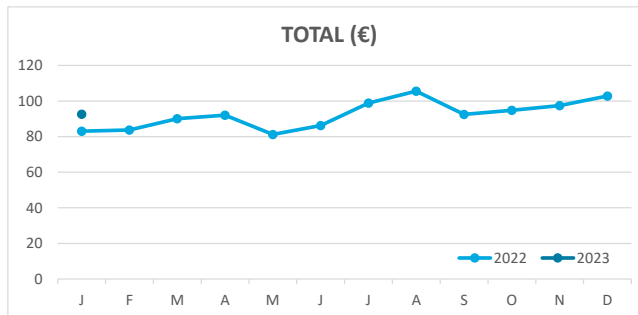
Main tourist accommodation indicators FUERTEVENTURA (January 2023)



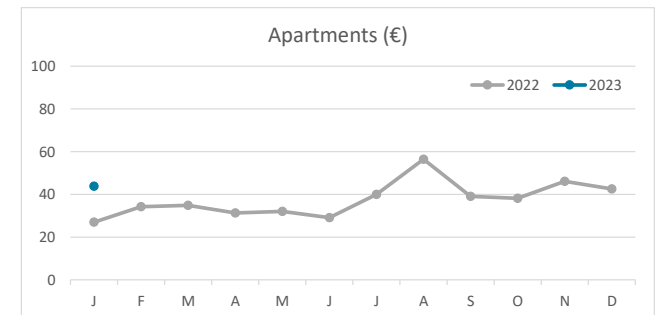
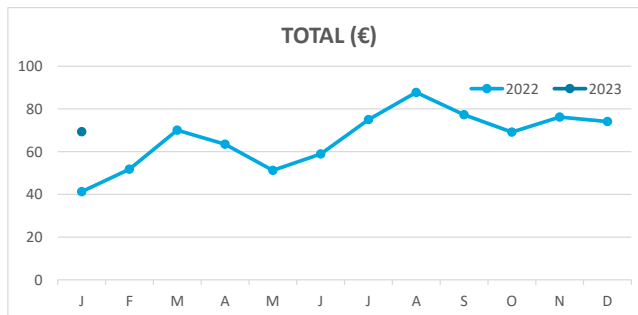
OCCUPANCY RATE PER ROOM / APARTMENT



ADR (Average Daily Rate)



REVPAR (Revenue Per Available Room)



Note: "Guests indicator" refers to number of guests checking in as new arrivals.
Source: Encuestas de Alojamiento Turístico (ISTAC)