

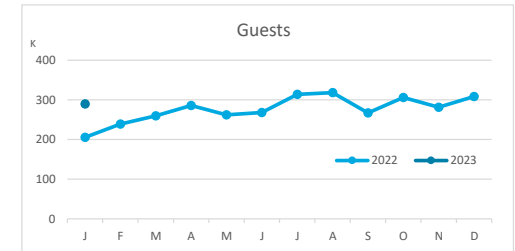
# Main tourist accommodation indicators

## GRAN CANARIA (January 2023)



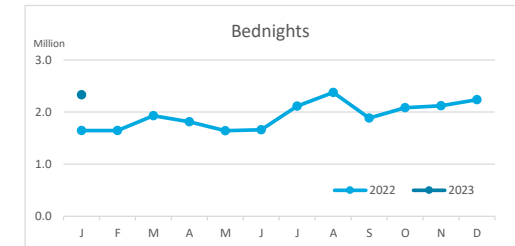
### GUESTS BY ACCOMMODATION TYPE (\*)

	Breakdown by accommodation type											
	TOTAL				Hotels				Apartments			
	Abroad	Mainland	Canary Islands	Total	Abroad	Mainland	Canary Islands	Total	Abroad	Mainland	Canary Islands	Total
Jan-22	174,249	15,642	15,618	<b>205,509</b>	131,973	14,524	11,516	<b>158,013</b>	42,276	1,118	4,102	<b>47,496</b>
Jan-23	252,274	19,562	17,994	<b>289,830</b>	192,236	18,164	14,144	<b>224,544</b>	60,038	1,398	3,850	<b>65,286</b>
Change	78,025	3,920	2,376	<b>84,321</b>	60,263	3,640	2,628	<b>66,531</b>	17,762	280	-252	<b>17,790</b>
Change, %	44.8%	25.1%	15.2%	<b>41.0%</b>	45.7%	25.1%	22.8%	<b>42.1%</b>	42.0%	25.0%	-6.1%	<b>37.5%</b>



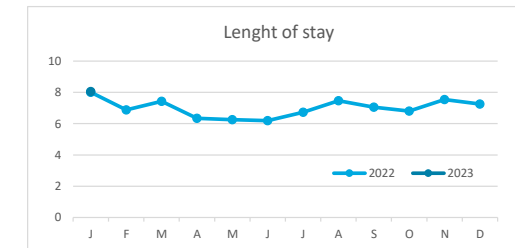
### BEDNIGHTS

	Breakdown by accommodation type											
	TOTAL				Hotels				Apartments			
	Abroad	Mainland	Canary Islands	Total	Abroad	Mainland	Canary Islands	Total	Abroad	Mainland	Canary Islands	Total
Jan-22	1,515,420	70,986	59,346	<b>1,645,752</b>	1,054,790	63,418	32,134	<b>1,150,342</b>	460,630	7,568	27,212	<b>495,410</b>
Jan-23	2,174,588	86,477	71,623	<b>2,332,688</b>	1,497,604	77,831	45,142	<b>1,620,577</b>	676,984	8,646	26,481	<b>712,111</b>
Change	659,168	15,491	12,277	<b>686,936</b>	442,814	14,413	13,008	<b>470,235</b>	216,354	1,078	-731	<b>216,701</b>
Change, %	43.5%	21.8%	20.7%	<b>41.7%</b>	42.0%	22.7%	40.5%	<b>40.9%</b>	47.0%	14.2%	-2.7%	<b>43.7%</b>

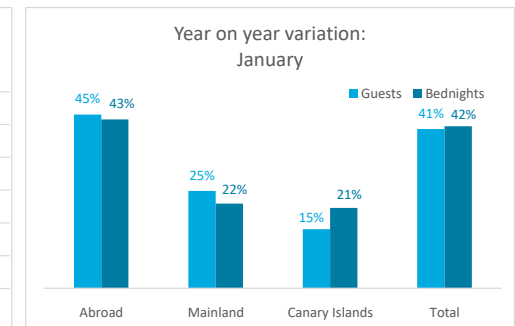
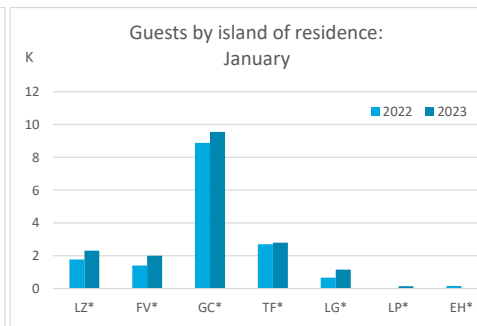
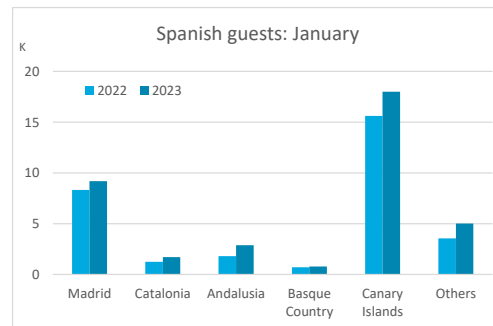
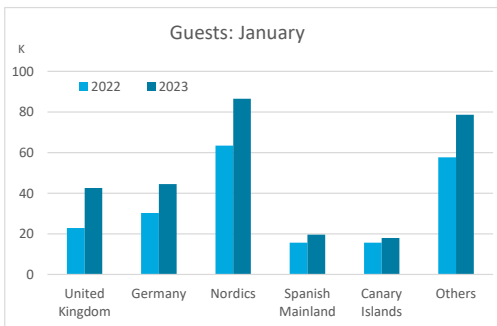


### LENGHT OF STAY

	Breakdown by accommodation type											
	TOTAL				Hotels				Apartments			
	Abroad	Mainland	Canary Islands	Total	Abroad	Mainland	Canary Islands	Total	Abroad	Mainland	Canary Islands	Total
Jan-22	8.7	4.5	3.8	<b>8.0</b>	8.0	4.4	2.8	<b>7.3</b>	10.9	6.8	6.6	<b>10.4</b>
Jan-23	8.6	4.4	4.0	<b>8.0</b>	7.8	4.3	3.2	<b>7.2</b>	11.3	6.2	6.9	<b>10.9</b>
Change	-0.1	-0.1	0.2	<b>0.0</b>	-0.2	-0.1	0.4	<b>-0.1</b>	0.4	-0.6	0.2	<b>0.5</b>



### GUESTS AND BEDNIGHTS BY PLACE OF RESIDENCE

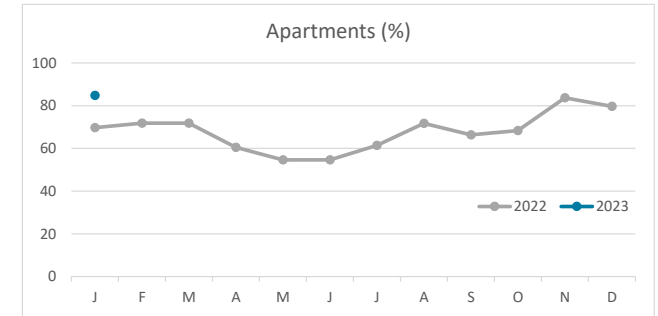
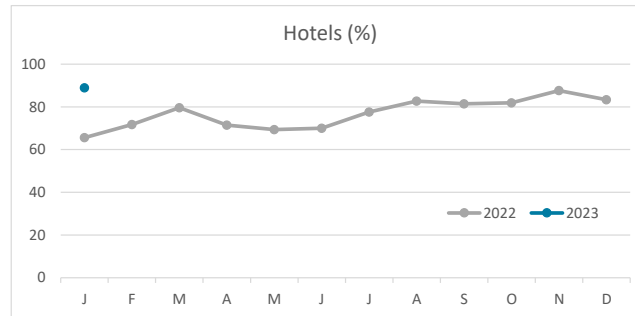
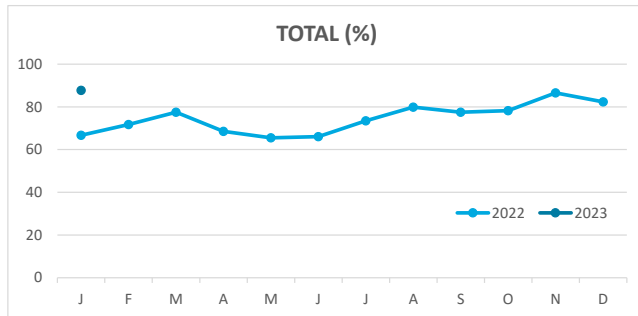


Note: LZ\* (Lanzarote), FV\* (Fuerteventura), GC\* (Gran Canaria), TF\* (Tenerife), LG\* (La Gomera), LP\* (La Palma) and EH\* (El Hierro).

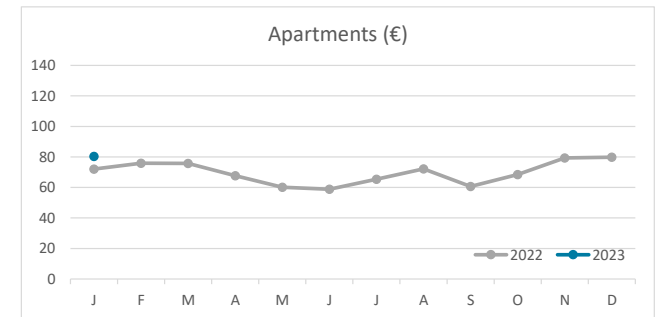
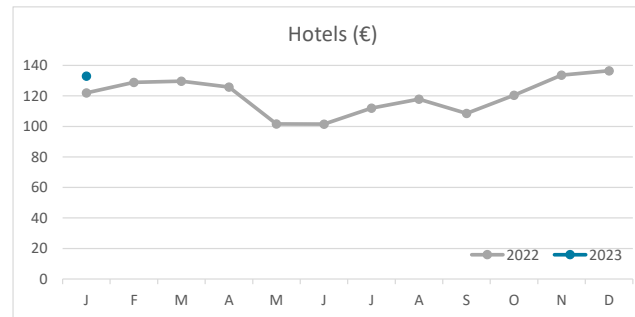
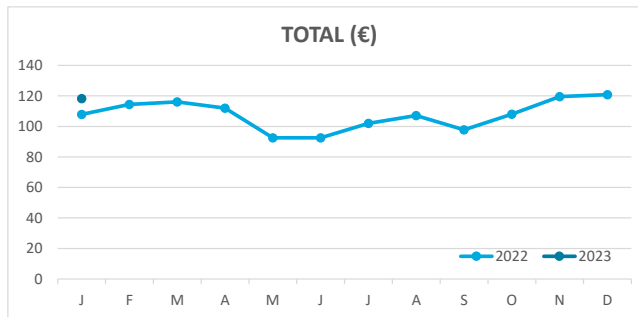
# Main tourist accommodation indicators GRAN CANARIA (January 2023)



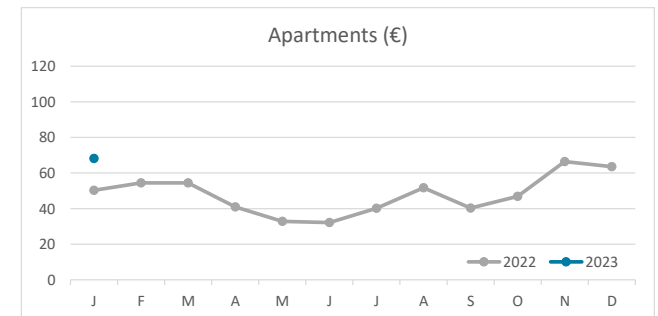
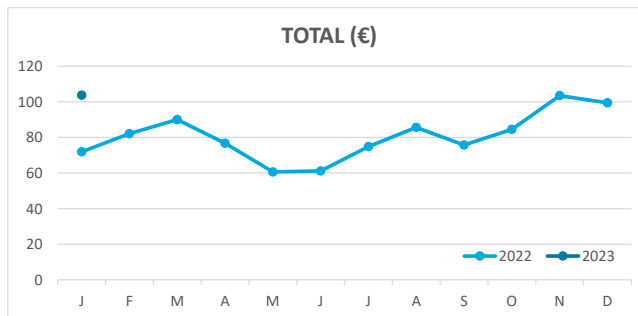
## OCCUPANCY RATE PER ROOM / APARTMENT



## ADR (Average Daily Rate)



## REVPAR (Revenue Per Available Room)



Note: "Guests indicator" refers to number of guests checking in as new arrivals.  
Source: Encuestas de Alojamiento Turístico (ISTAC)