

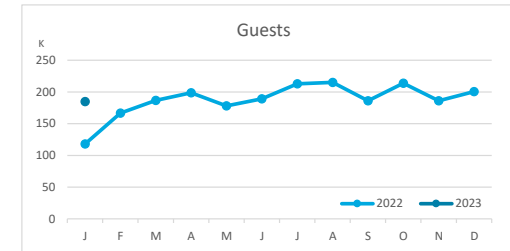
Main tourist accommodation indicators

LANZAROTE (January 2023)



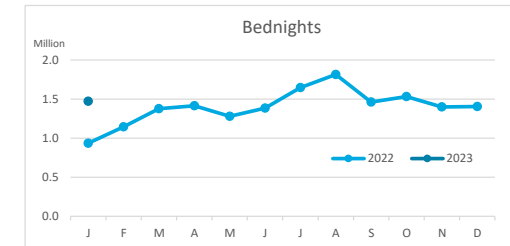
GUESTS BY ACCOMMODATION TYPE (*)

	TOTAL				Breakdown by accommodation type							
	TOTAL			Total	Hotels				Apartments			
	Abroad	Mainland	Canary Islands		Abroad	Mainland	Canary Islands	Total	Abroad	Mainland	Canary Islands	Total
Jan-22	99,488	12,886	5,543	117,917	68,040	10,580	3,560	82,180	31,448	2,306	1,983	35,737
Jan-23	162,806	16,668	5,387	184,861	114,970	14,142	3,533	132,645	47,836	2,526	1,854	52,216
Change	63,318	3,782	-156	66,944	46,930	3,562	-27	50,465	16,388	220	-129	16,479
Change, %	63.6%	29.3%	-2.8%	56.8%	69.0%	33.7%	-0.8%	61.4%	52.1%	9.5%	-6.5%	46.1%



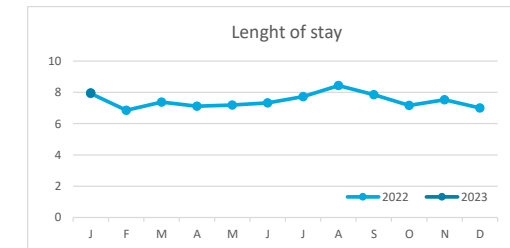
BEDNIGHTS

	TOTAL				Breakdown by accommodation type							
	TOTAL			Total	Hotels				Apartments			
	Abroad	Mainland	Canary Islands		Abroad	Mainland	Canary Islands	Total	Abroad	Mainland	Canary Islands	Total
Jan-22	838,302	68,830	27,994	935,126	539,161	53,079	15,040	607,280	299,141	15,751	12,954	327,846
Jan-23	1,353,941	93,632	25,171	1,472,744	901,611	70,113	11,064	982,788	452,330	23,519	14,107	489,956
Change	515,639	24,802	-2,823	537,618	362,450	17,034	-3,976	375,508	153,189	7,768	1,153	162,110
Change, %	61.5%	36.0%	-10.1%	57.5%	67.2%	32.1%	-26.4%	61.8%	51.2%	49.3%	8.9%	49.4%

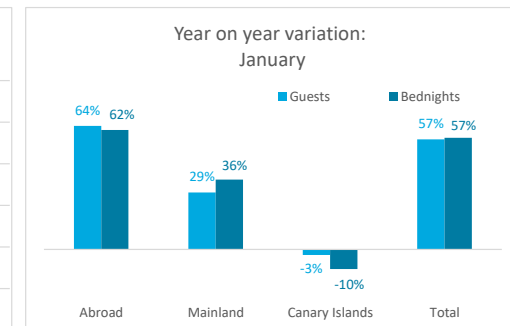
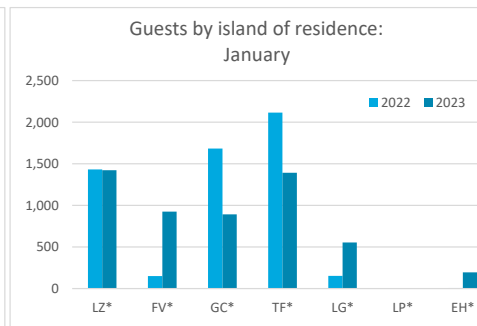
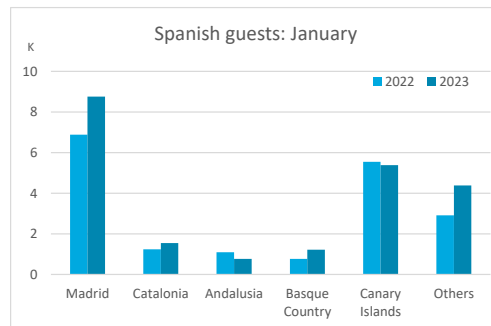
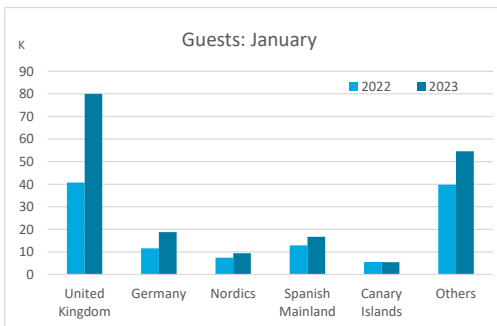


LENGHT OF STAY

	TOTAL				Breakdown by accommodation type							
	TOTAL			Total	Hotels				Apartments			
	Abroad	Mainland	Canary Islands		Abroad	Mainland	Canary Islands	Total	Abroad	Mainland	Canary Islands	Total
Jan-22	8.4	5.3	5.1	7.9	7.9	5.0	4.2	7.4	9.5	6.8	6.5	9.2
Jan-23	8.3	5.6	4.7	8.0	7.8	5.0	3.1	7.4	9.5	9.3	7.6	9.4
Change	-0.1	0.3	-0.4	0.0	-0.1	-0.1	-1.1	0.0	-0.1	2.5	1.1	0.2



GUESTS AND BEDNIGHTS BY PLACE OF RESIDENCE



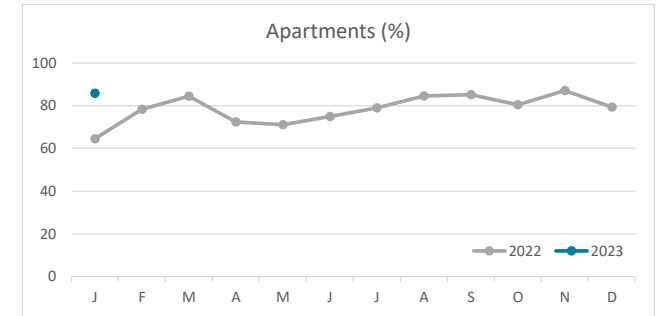
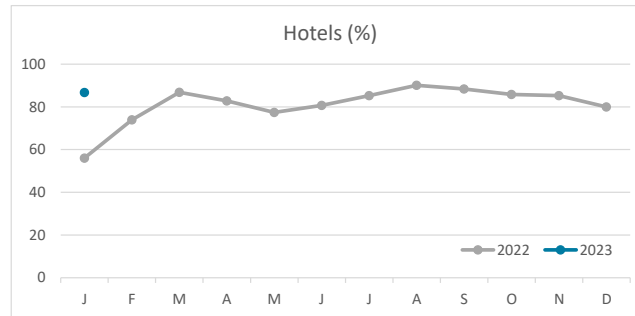
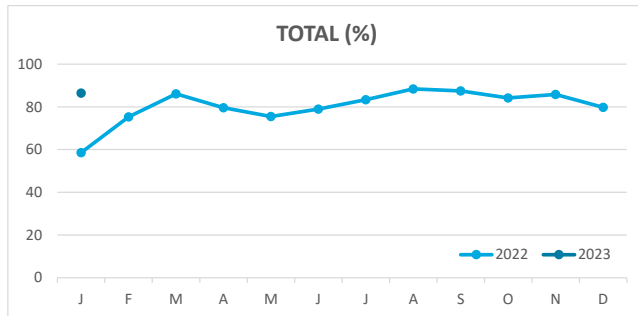
Note: LZ* (Lanzarote), FV* (Fuerteventura), GC* (Gran Canaria), TF* (Tenerife), LG* (La Gomera), LP* (La Palma) and EH* (El Hierro).

Main tourist accommodation indicators

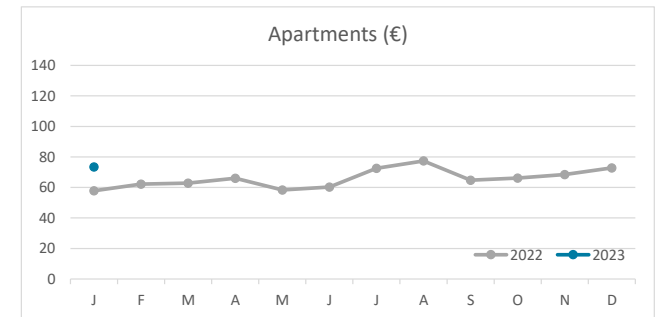
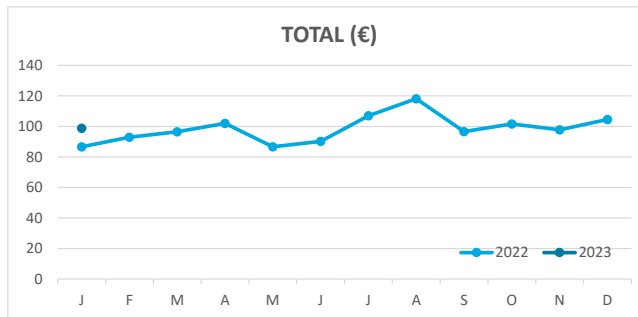
LANZAROTE (January 2023)



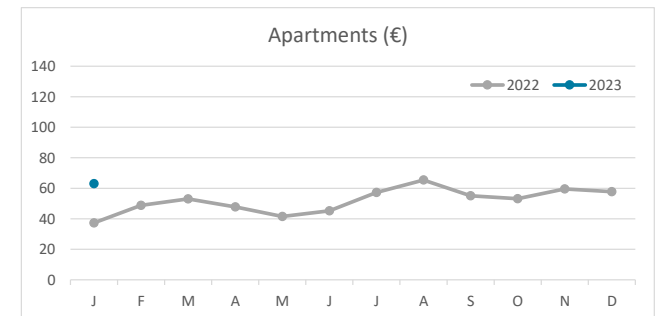
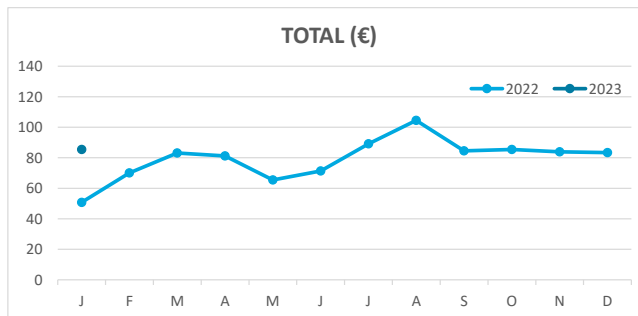
OCCUPANCY RATE PER ROOM / APARTMENT



ADR (Average Daily Rate)



REVPAR (Revenue Per Available Room)



Note: "Guests indicator" refers to number of guests checking in as new arrivals.
Source: Encuestas de Alojamiento Turístico (ISTAC)