

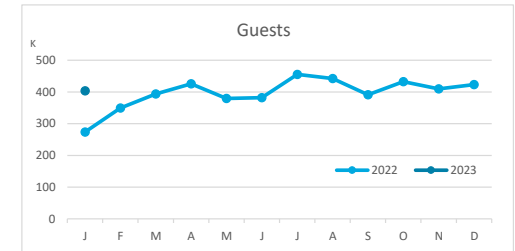
# Main tourist accommodation indicators

## TENERIFE (January 2023)



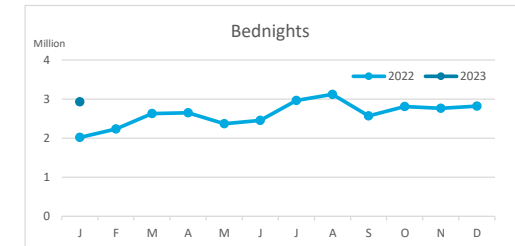
### GUESTS BY ACCOMMODATION TYPE (\*)

|           | Breakdown by accommodation type |          |                |                |         |          |                |                |            |          |                |               |
|-----------|---------------------------------|----------|----------------|----------------|---------|----------|----------------|----------------|------------|----------|----------------|---------------|
|           | TOTAL                           |          |                |                | Hotels  |          |                |                | Apartments |          |                |               |
|           | Abroad                          | Mainland | Canary Islands | Total          | Abroad  | Mainland | Canary Islands | Total          | Abroad     | Mainland | Canary Islands | Total         |
| Jan-22    | 231,945                         | 24,740   | 17,032         | <b>273,717</b> | 174,501 | 22,652   | 14,569         | <b>211,722</b> | 57,444     | 2,088    | 2,463          | <b>61,995</b> |
| Jan-23    | 342,649                         | 36,662   | 24,326         | <b>403,637</b> | 267,882 | 34,033   | 21,244         | <b>323,159</b> | 74,767     | 2,629    | 3,082          | <b>80,478</b> |
| Change    | 110,704                         | 11,922   | 7,294          | <b>129,920</b> | 93,381  | 11,381   | 6,675          | <b>111,437</b> | 17,323     | 541      | 619            | <b>18,483</b> |
| Change, % | 47.7%                           | 48.2%    | 42.8%          | <b>47.5%</b>   | 53.5%   | 50.2%    | 45.8%          | <b>52.6%</b>   | 30.2%      | 25.9%    | 25.1%          | <b>29.8%</b>  |



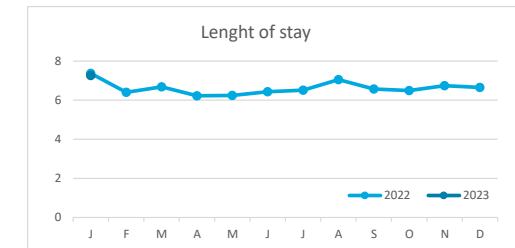
### BEDNIGHTS

|           | Breakdown by accommodation type |          |                |                  |           |          |                |                  |            |          |                |                |
|-----------|---------------------------------|----------|----------------|------------------|-----------|----------|----------------|------------------|------------|----------|----------------|----------------|
|           | TOTAL                           |          |                |                  | Hotels    |          |                |                  | Apartments |          |                |                |
|           | Abroad                          | Mainland | Canary Islands | Total            | Abroad    | Mainland | Canary Islands | Total            | Abroad     | Mainland | Canary Islands | Total          |
| Jan-22    | 1,828,321                       | 129,562  | 59,719         | <b>2,017,602</b> | 1,314,767 | 118,091  | 49,274         | <b>1,482,132</b> | 513,554    | 11,471   | 10,445         | <b>535,470</b> |
| Jan-23    | 2,648,818                       | 194,159  | 87,686         | <b>2,930,663</b> | 1,982,079 | 178,640  | 72,458         | <b>2,233,177</b> | 666,739    | 15,519   | 15,228         | <b>697,486</b> |
| Change    | 820,497                         | 64,597   | 27,967         | <b>913,061</b>   | 667,312   | 60,549   | 23,184         | <b>751,045</b>   | 153,185    | 4,048    | 4,783          | <b>162,016</b> |
| Change, % | 44.9%                           | 49.9%    | 46.8%          | <b>45.3%</b>     | 50.8%     | 51.3%    | 47.1%          | <b>50.7%</b>     | 29.8%      | 35.3%    | 45.8%          | <b>30.3%</b>   |

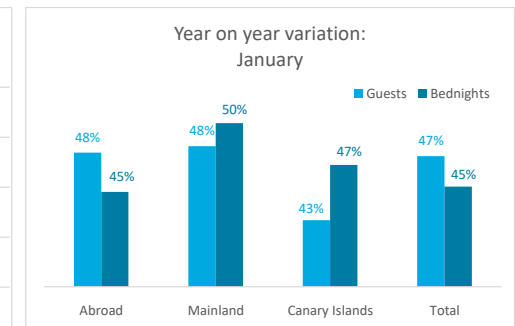
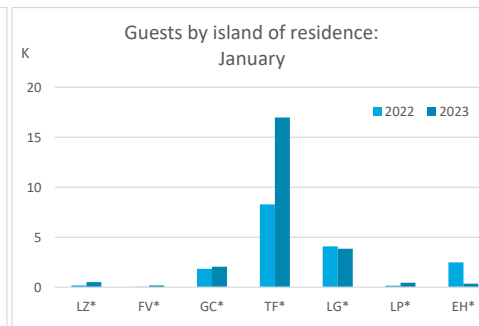
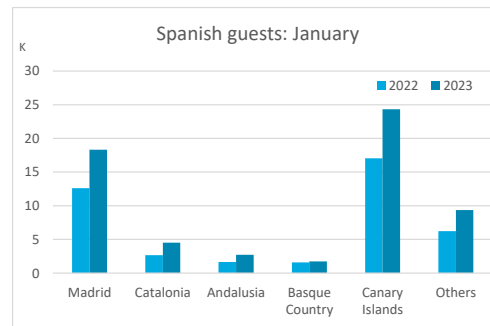
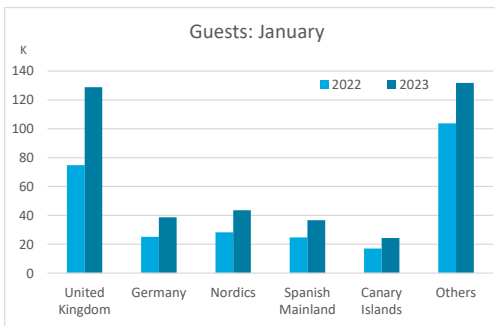


### LENGHT OF STAY

|        | Breakdown by accommodation type |          |                |             |        |          |                |             |            |          |                |            |
|--------|---------------------------------|----------|----------------|-------------|--------|----------|----------------|-------------|------------|----------|----------------|------------|
|        | TOTAL                           |          |                |             | Hotels |          |                |             | Apartments |          |                |            |
|        | Abroad                          | Mainland | Canary Islands | Total       | Abroad | Mainland | Canary Islands | Total       | Abroad     | Mainland | Canary Islands | Total      |
| Jan-22 | 7.9                             | 5.2      | 3.5            | <b>7.4</b>  | 7.5    | 5.2      | 3.4            | <b>7.0</b>  | 8.9        | 5.5      | 4.2            | <b>8.6</b> |
| Jan-23 | 7.7                             | 5.3      | 3.6            | <b>7.3</b>  | 7.4    | 5.2      | 3.4            | <b>6.9</b>  | 8.9        | 5.9      | 4.9            | <b>8.7</b> |
| Change | -0.2                            | 0.1      | 0.1            | <b>-0.1</b> | -0.1   | 0.0      | 0.0            | <b>-0.1</b> | 0.0        | 0.4      | 0.7            | <b>0.0</b> |



### GUESTS AND BEDNIGHTS BY PLACE OF RESIDENCE



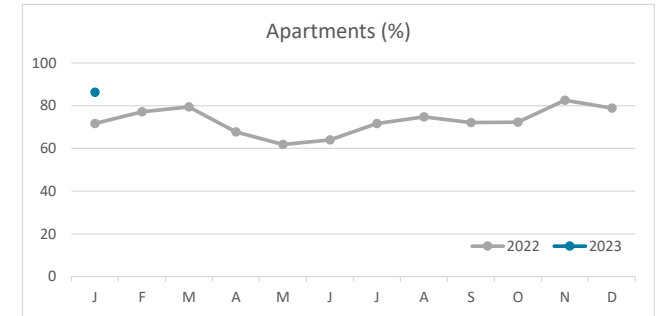
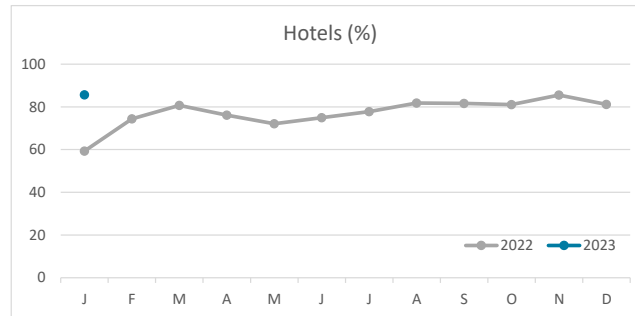
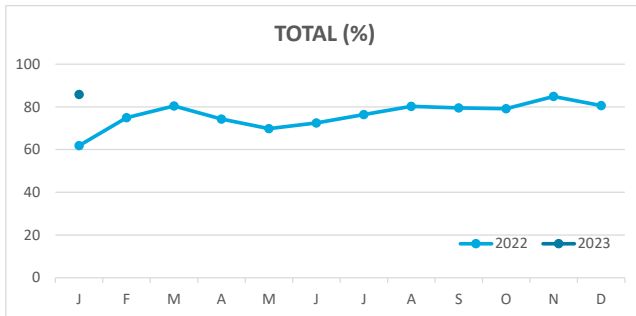
Note: LZ\* (Lanzarote), FV\* (Fuerteventura), GC\* (Gran Canaria), TF\* (Tenerife), LG\* (La Gomera), LP\* (La Palma) and EH\* (El Hierro).

# Main tourist accommodation indicators

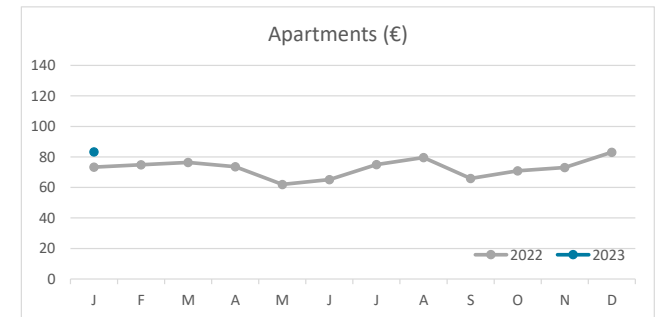
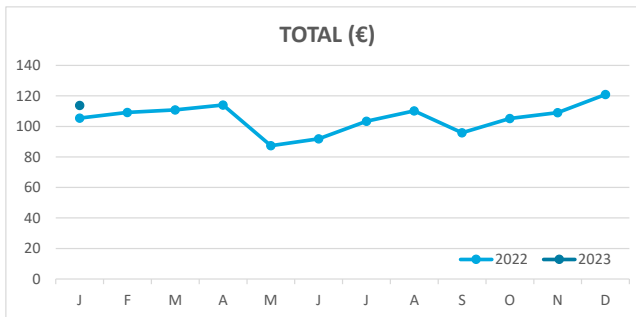
## TENERIFE (January 2023)



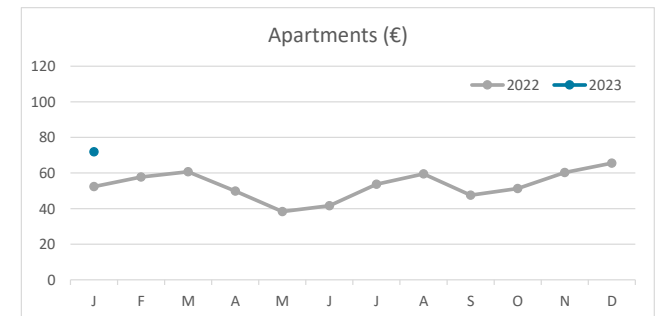
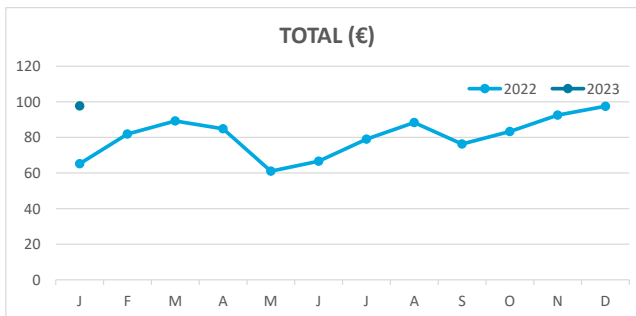
### OCCUPANCY RATE PER ROOM / APARTMENT



### ADR (Average Daily Rate)



### REVPAR (Revenue Per Available Room)



Note: "Guests indicator" refers to number of guests checking in as new arrivals.  
Source: Encuestas de Alojamiento Turístico (ISTAC)