

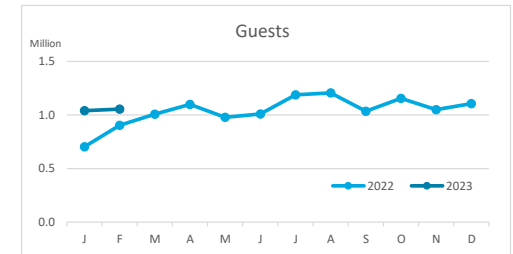
Main tourist accommodation indicators

CANARY ISLANDS (January - February 2023)



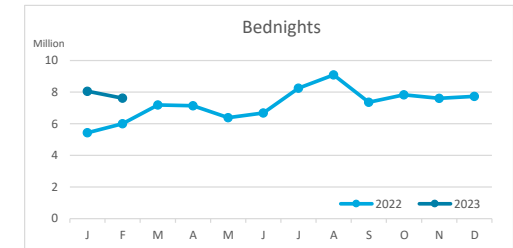
GUESTS BY ACCOMMODATION TYPE (*)

	Breakdown by accommodation type											
	TOTAL				Hotels				Apartments			
	Abroad	Mainland	Canary Islands	Total	Abroad	Mainland	Canary Islands	Total	Abroad	Mainland	Canary Islands	Total
Jan - Feb 22	1,357,666	138,176	111,125	1,606,967	1,045,752	122,919	85,078	1,253,749	311,914	15,257	26,047	353,218
Jan - Feb 23	1,823,783	162,544	109,202	2,095,529	1,422,070	147,258	87,363	1,656,691	401,713	15,286	21,839	438,838
Change	466,117	24,368	-1,923	488,562	376,318	24,339	2,285	402,942	89,799	29	-4,208	85,620
Change, %	34.3%	17.6%	-1.7%	30.4%	36.0%	19.8%	2.7%	32.1%	28.8%	0.2%	-16.2%	24.2%



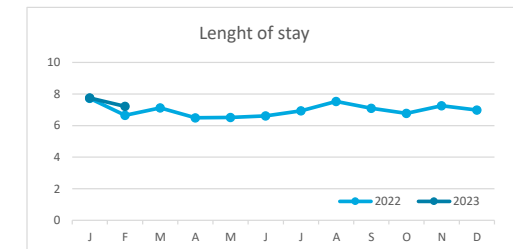
BEDNIGHTS

	Breakdown by accommodation type											
	TOTAL				Hotels				Apartments			
	Abroad	Mainland	Canary Islands	Total	Abroad	Mainland	Canary Islands	Total	Abroad	Mainland	Canary Islands	Total
Jan - Feb 22	10,433,874	634,097	372,690	11,440,661	7,539,699	546,867	249,532	8,336,098	2,894,175	87,230	123,158	3,104,563
Jan - Feb 23	14,509,821	769,581	396,990	15,676,392	10,603,662	671,476	277,171	11,552,309	3,906,159	98,105	119,819	4,124,083
Change	4,075,947	135,484	24,300	4,235,731	3,063,963	124,609	27,639	3,216,211	1,011,984	10,875	-3,339	1,019,520
Change, %	39.1%	21.4%	6.5%	37.0%	40.6%	22.8%	11.1%	38.6%	35.0%	12.5%	-2.7%	32.8%

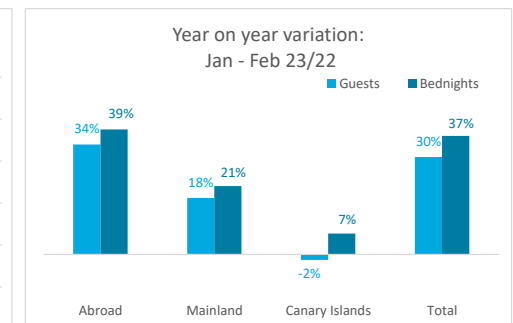
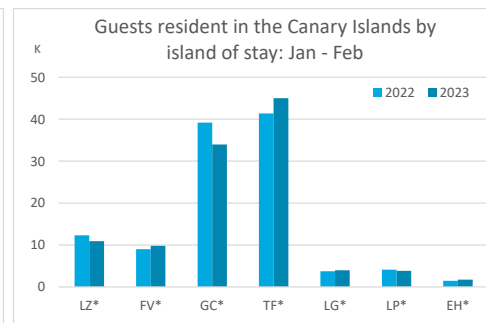
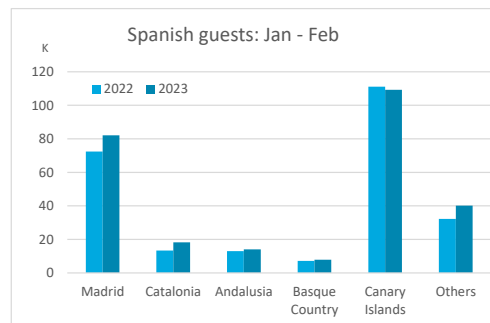
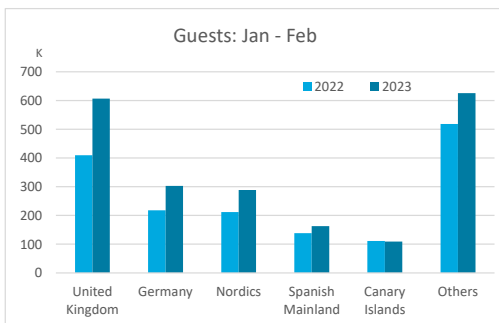


LENGHT OF STAY

	Breakdown by accommodation type											
	TOTAL				Hotels				Apartments			
	Abroad	Mainland	Canary Islands	Total	Abroad	Mainland	Canary Islands	Total	Abroad	Mainland	Canary Islands	Total
Jan - Feb 22	7.7	4.6	3.4	7.1	7.2	4.4	2.9	6.6	9.3	5.7	4.7	8.8
Jan - Feb 23	8.0	4.7	3.6	7.5	7.5	4.6	3.2	7.0	9.7	6.4	5.5	9.4
Change	0.3	0.1	0.3	0.4	0.2	0.1	0.2	0.3	0.4	0.7	0.8	0.6



GUESTS AND BEDNIGHTS BY PLACE OF RESIDENCE

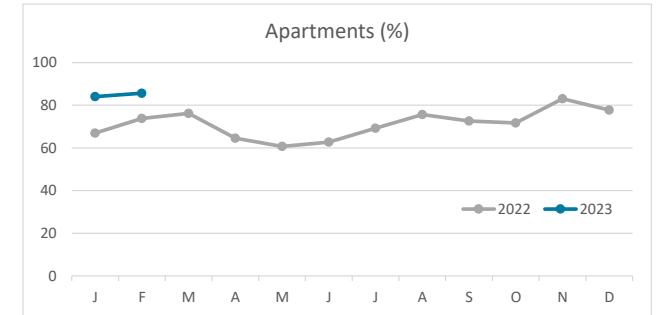
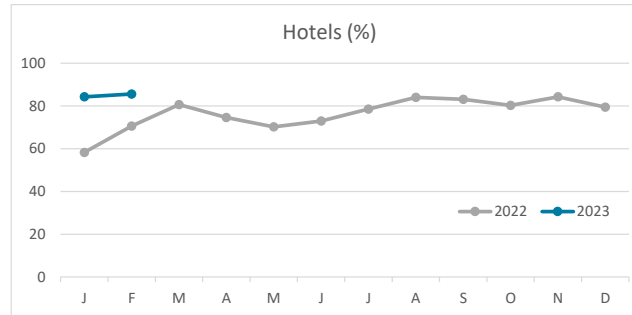
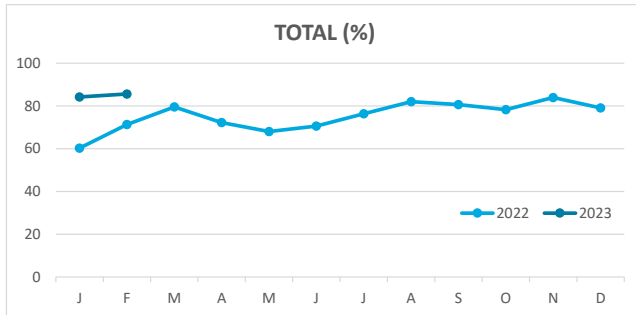


Note: LZ* (Lanzarote), FV* (Fuerteventura), GC* (Gran Canaria), TF* (Tenerife), LG* (La Gomera), LP* (La Palma) and EH* (El Hierro).

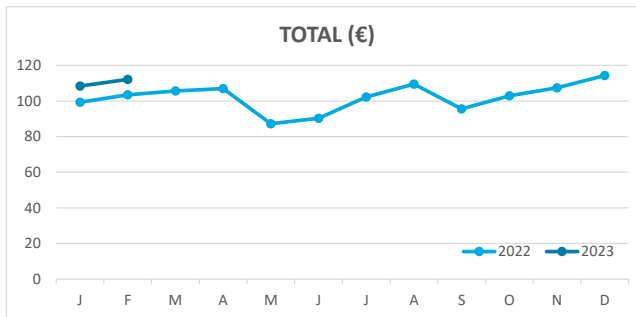
Main tourist accommodation indicators CANARY ISLANDS (January - February 2023)



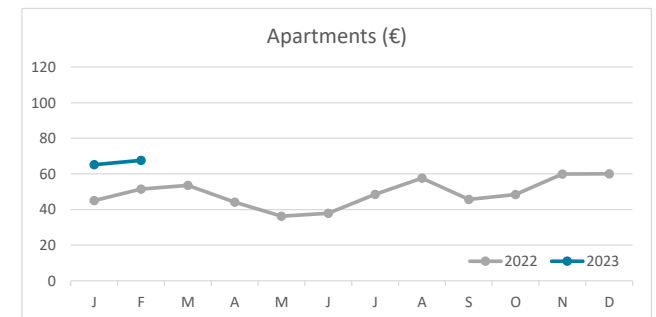
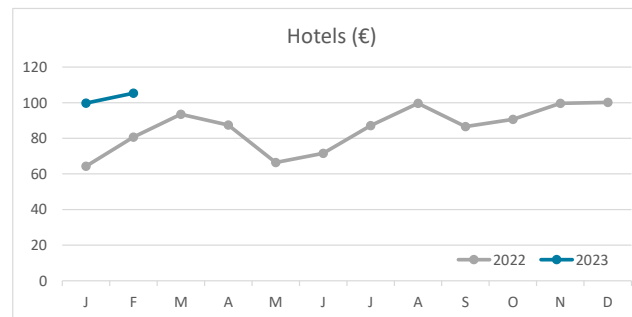
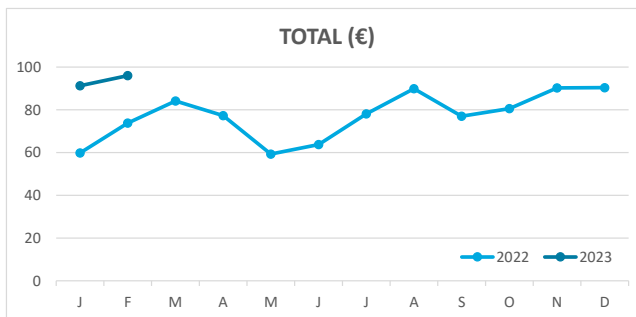
OCCUPANCY RATE PER ROOM / APARTMENT



ADR (Average Daily Rate)



REVPAR (Revenue Per Available Room)



Note: "Guests indicator" refers to number of guests checking in as new arrivals.
Source: Encuestas de Alojamiento Turístico (ISTAC)