

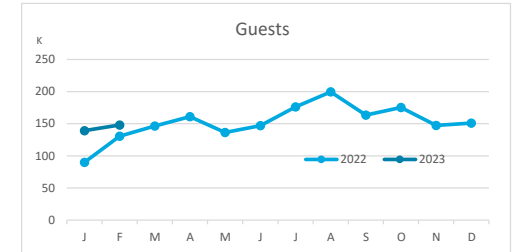
Main tourist accommodation indicators

FUERTEVENTURA (January - February 2023)



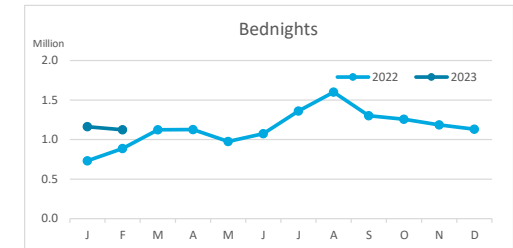
GUESTS BY ACCOMMODATION TYPE (*)

| | Breakdown by accommodation type | | | | | | | | | | | |
|--------------|---------------------------------|----------|----------------|----------------|---------|----------|----------------|----------------|------------|----------|----------------|---------------|
| | TOTAL | | | | Hotels | | | | Apartments | | | |
| | Abroad | Mainland | Canary Islands | Total | Abroad | Mainland | Canary Islands | Total | Abroad | Mainland | Canary Islands | Total |
| Jan - Feb 22 | 200,618 | 10,903 | 8,988 | 220,509 | 176,601 | 8,339 | 7,414 | 192,354 | 24,017 | 2,564 | 1,574 | 28,155 |
| Jan - Feb 23 | 262,777 | 14,755 | 9,791 | 287,323 | 238,736 | 12,931 | 8,115 | 259,782 | 24,041 | 1,824 | 1,676 | 27,541 |
| Change | 62,159 | 3,852 | 803 | 66,814 | 62,135 | 4,592 | 701 | 67,428 | 24 | -740 | 102 | -614 |
| Change, % | 31.0% | 35.3% | 8.9% | 30.3% | 35.2% | 55.1% | 9.5% | 35.1% | 0.1% | -28.9% | 6.5% | -2.2% |



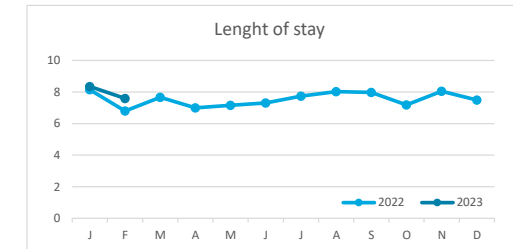
BEDNIGHTS

| | Breakdown by accommodation type | | | | | | | | | | | |
|--------------|---------------------------------|----------|----------------|------------------|-----------|----------|----------------|------------------|------------|----------|----------------|----------------|
| | TOTAL | | | | Hotels | | | | Apartments | | | |
| | Abroad | Mainland | Canary Islands | Total | Abroad | Mainland | Canary Islands | Total | Abroad | Mainland | Canary Islands | Total |
| Jan - Feb 22 | 1,538,038 | 51,176 | 30,372 | 1,619,586 | 1,300,799 | 36,498 | 22,925 | 1,360,222 | 237,239 | 14,678 | 7,447 | 259,364 |
| Jan - Feb 23 | 2,177,533 | 69,943 | 39,555 | 2,287,031 | 1,914,428 | 61,376 | 31,877 | 2,007,681 | 263,105 | 8,567 | 7,678 | 279,350 |
| Change | 639,495 | 18,767 | 9,183 | 667,445 | 613,629 | 24,878 | 8,952 | 647,459 | 25,866 | -6,111 | 231 | 19,986 |
| Change, % | 41.6% | 36.7% | 30.2% | 41.2% | 47.2% | 68.2% | 39.0% | 47.6% | 10.9% | -41.6% | 3.1% | 7.7% |

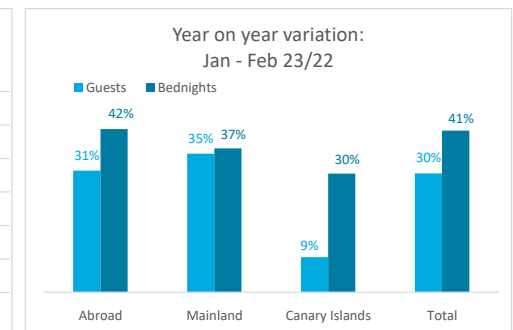
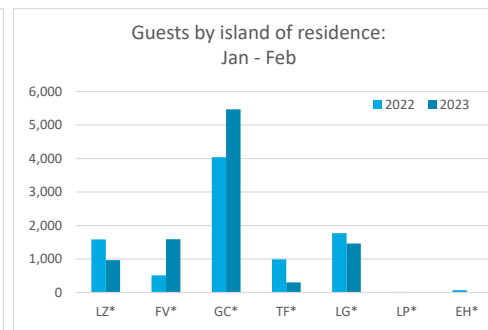
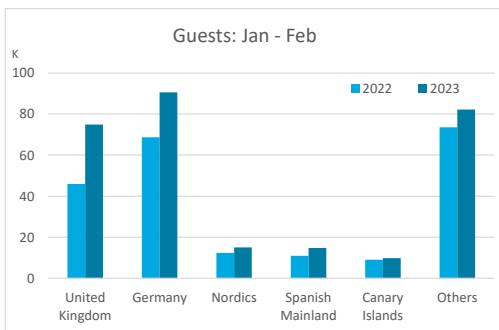


LENGHT OF STAY

| | Breakdown by accommodation type | | | | | | | | | | | |
|--------------|---------------------------------|----------|----------------|------------|--------|----------|----------------|------------|------------|----------|----------------|-------------|
| | TOTAL | | | | Hotels | | | | Apartments | | | |
| | Abroad | Mainland | Canary Islands | Total | Abroad | Mainland | Canary Islands | Total | Abroad | Mainland | Canary Islands | Total |
| Jan - Feb 22 | 7.7 | 4.7 | 3.4 | 7.3 | 7.4 | 4.4 | 3.1 | 7.1 | 9.9 | 5.7 | 4.7 | 9.2 |
| Jan - Feb 23 | 8.3 | 4.7 | 4.0 | 8.0 | 8.0 | 4.7 | 3.9 | 7.7 | 10.9 | 4.7 | 4.6 | 10.1 |
| Change | 0.6 | 0.0 | 0.7 | 0.6 | 0.7 | 0.4 | 0.8 | 0.7 | 1.1 | -1.0 | -0.2 | 0.9 |



GUESTS AND BEDNIGHTS BY PLACE OF RESIDENCE



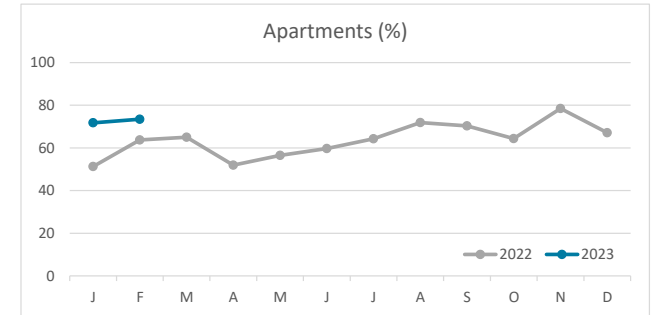
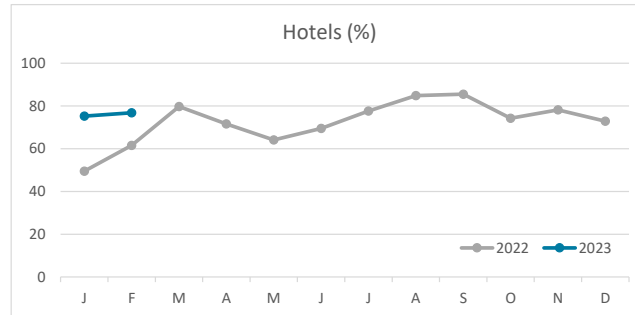
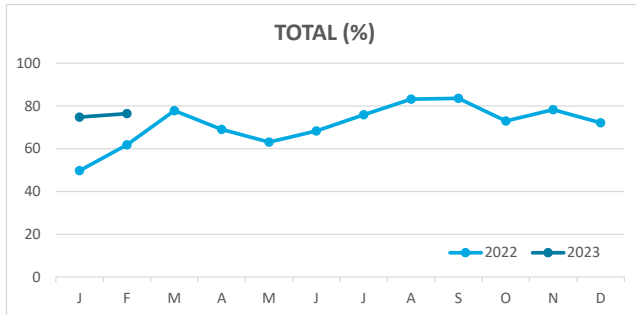
Note: LZ* (Lanzarote), FV* (Fuerteventura), GC* (Gran Canaria), TF* (Tenerife), LG* (La Gomera), LP* (La Palma) and EH* (El Hierro).

Main tourist accommodation indicators

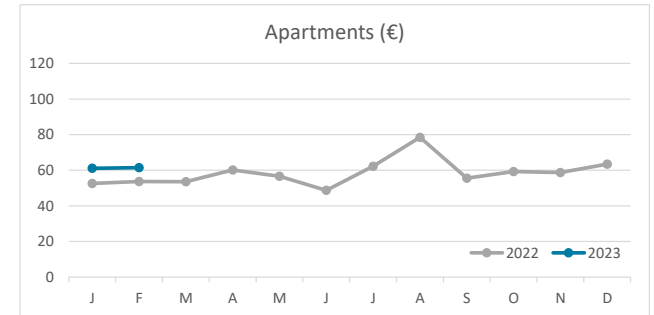
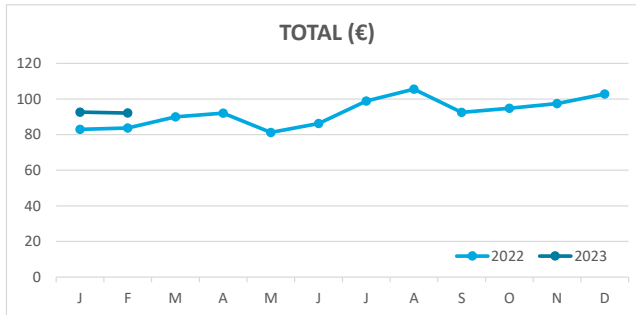
FUERTEVENTURA (January - February 2023)



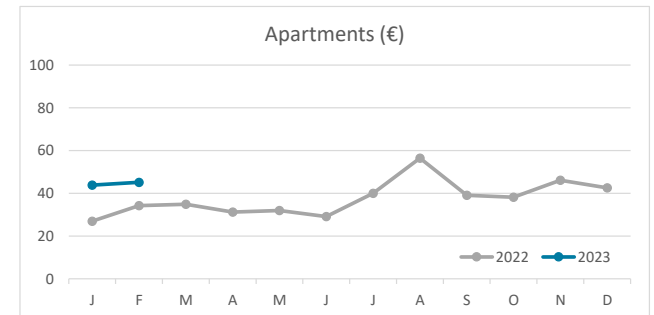
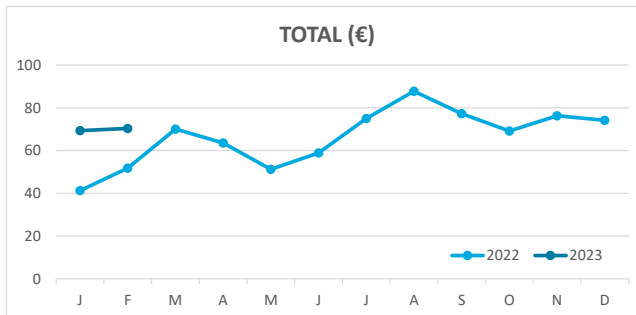
OCCUPANCY RATE PER ROOM / APARTMENT



ADR (Average Daily Rate)



REVPAR (Revenue Per Available Room)



Note: "Guests indicator" refers to number of guests checking in as new arrivals.
 Source: Encuestas de Alojamiento Turístico (ISTAC)