

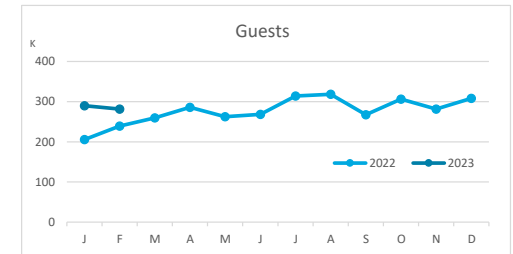
Main tourist accommodation indicators

GRAN CANARIA (January - February 2023)



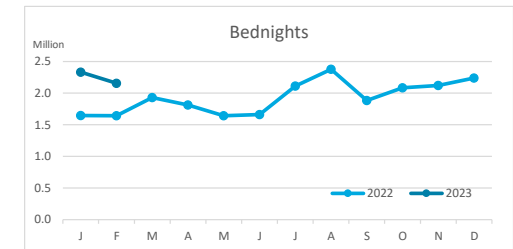
GUESTS BY ACCOMMODATION TYPE (*)

	Breakdown by accommodation type											
	TOTAL				Hotels				Apartments			
	Abroad	Mainland	Canary Islands	Total	Abroad	Mainland	Canary Islands	Total	Abroad	Mainland	Canary Islands	Total
Jan - Feb 22	369,215	36,055	39,200	444,470	283,348	33,660	28,476	345,484	85,867	2,395	10,724	98,986
Jan - Feb 23	497,597	39,743	33,965	571,305	380,200	36,554	26,138	442,892	117,397	3,189	7,827	128,413
Change	128,382	3,688	-5,235	126,835	96,852	2,894	-2,338	97,408	31,530	794	-2,897	29,427
Change, %	34.8%	10.2%	-13.4%	28.5%	34.2%	8.6%	-8.2%	28.2%	36.7%	33.2%	-27.0%	29.7%



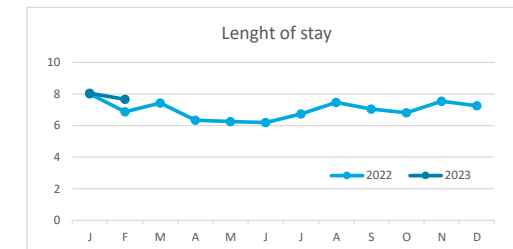
BEDNIGHTS

	Breakdown by accommodation type											
	TOTAL				Hotels				Apartments			
	Abroad	Mainland	Canary Islands	Total	Abroad	Mainland	Canary Islands	Total	Abroad	Mainland	Canary Islands	Total
Jan - Feb 22	3,014,005	145,191	130,394	3,289,590	2,113,936	130,845	75,648	2,320,429	900,069	14,346	54,746	969,161
Jan - Feb 23	4,202,097	161,505	126,167	4,489,769	2,893,375	144,630	77,659	3,115,664	1,308,722	16,875	48,508	1,374,105
Change	1,188,092	16,314	-4,227	1,200,179	779,439	13,785	2,011	795,235	408,653	2,529	-6,238	404,944
Change, %	39.4%	11.2%	-3.2%	36.5%	36.9%	10.5%	2.7%	34.3%	45.4%	17.6%	-11.4%	41.8%

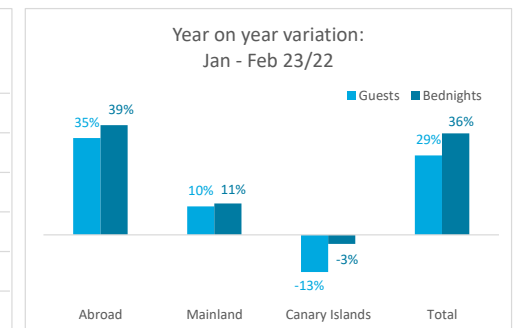
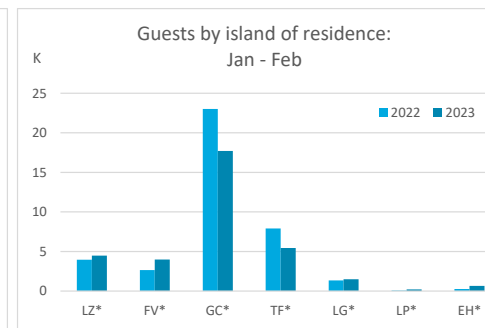
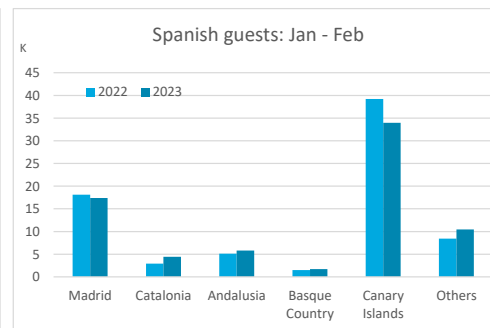
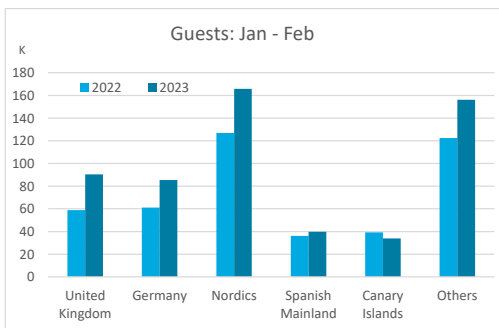


LENGHT OF STAY

	Breakdown by accommodation type											
	TOTAL				Hotels				Apartments			
	Abroad	Mainland	Canary Islands	Total	Abroad	Mainland	Canary Islands	Total	Abroad	Mainland	Canary Islands	Total
Jan - Feb 22	8.2	4.0	3.3	7.4	7.5	3.9	2.7	6.7	10.5	6.0	5.1	9.8
Jan - Feb 23	8.4	4.1	3.7	7.9	7.6	4.0	3.0	7.0	11.1	5.3	6.2	10.7
Change	0.3	0.0	0.4	0.5	0.1	0.1	0.3	0.3	0.7	-0.7	1.1	0.9



GUESTS AND BEDNIGHTS BY PLACE OF RESIDENCE

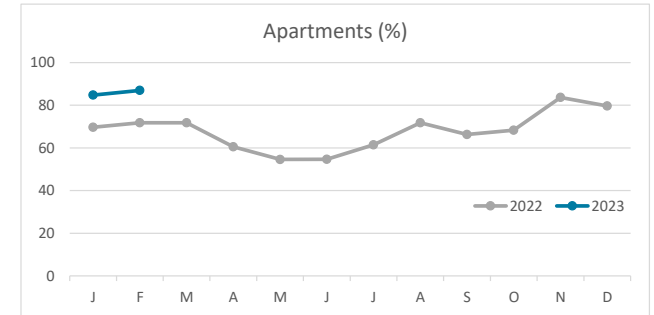
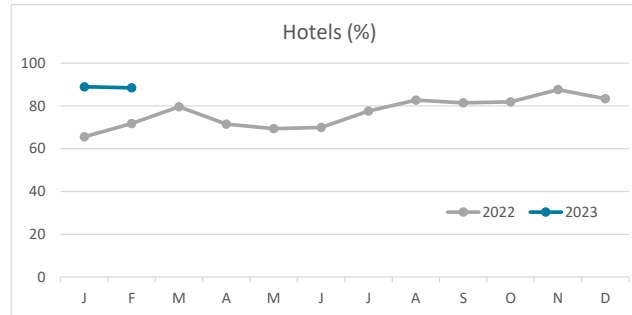
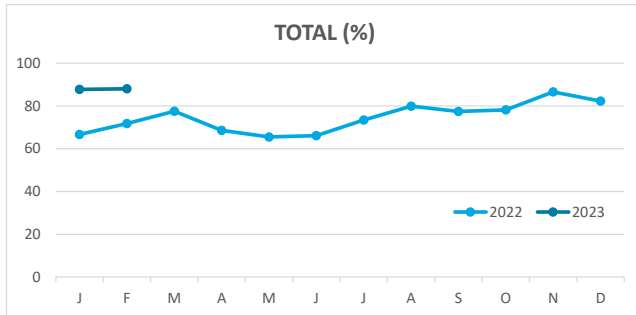


Note: LZ* (Lanzarote), FV* (Fuerteventura), GC* (Gran Canaria), TF* (Tenerife), LG* (La Gomera), LP* (La Palma) and EH* (El Hierro).

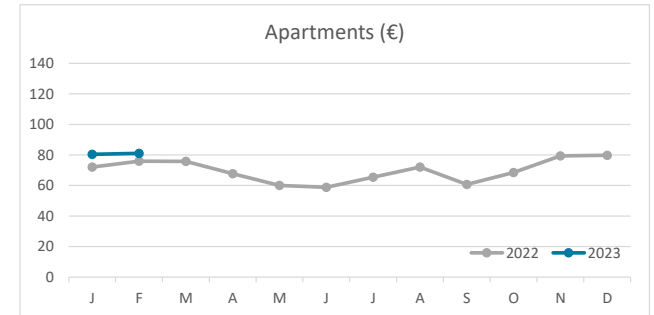
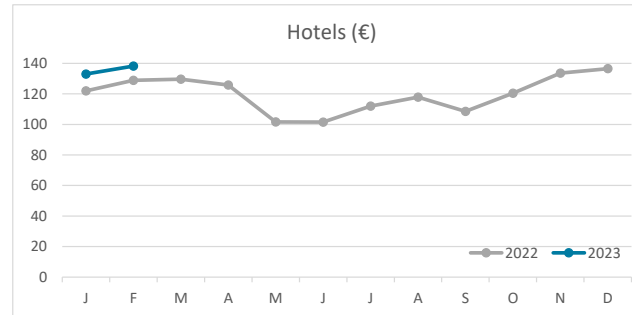
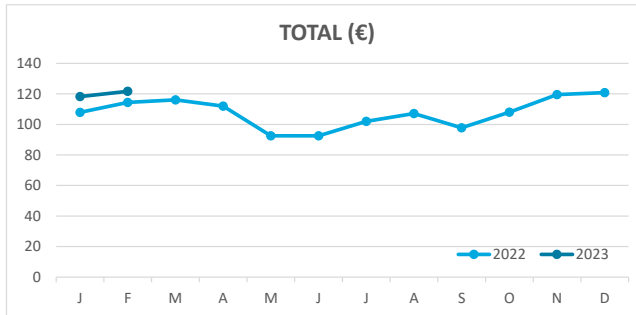
Main tourist accommodation indicators GRAN CANARIA (January - February 2023)



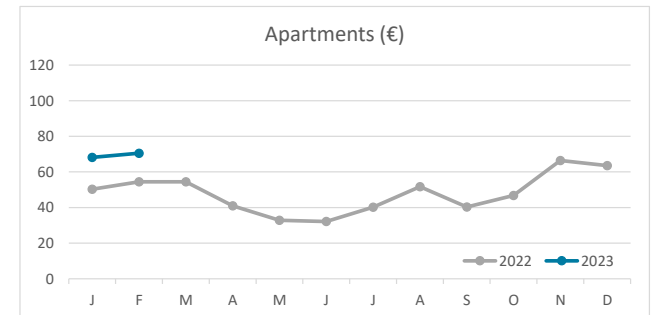
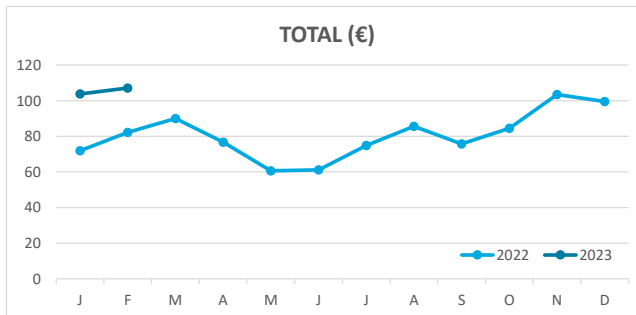
OCCUPANCY RATE PER ROOM / APARTMENT



ADR (Average Daily Rate)



REVPAR (Revenue Per Available Room)



Note: "Guests indicator" refers to number of guests checking in as new arrivals.
Source: Encuestas de Alojamiento Turístico (ISTAC)