

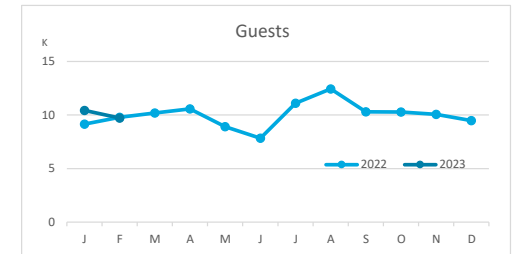
Main tourist accommodation indicators

LA GOMERA (January - February 2023)



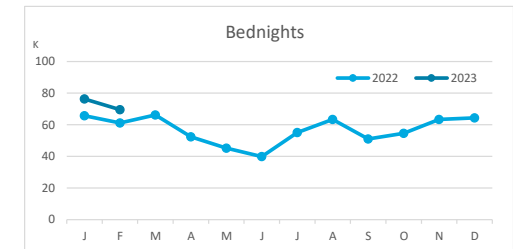
GUESTS BY ACCOMMODATION TYPE (*)

	Breakdown by accommodation type											
	TOTAL				Hotels				Apartments			
	Abroad	Mainland	Canary Islands	Total	Abroad	Mainland	Canary Islands	Total	Abroad	Mainland	Canary Islands	Total
Jan - Feb 22	14,158	705	4,092	18,955	9,058	524	3,035	12,617	5,100	181	1,057	6,338
Jan - Feb 23	15,816	504	3,835	20,155	10,526	426	3,026	13,978	5,290	78	809	6,177
Change	1,658	-201	-257	1,200	1,468	-98	-9	1,361	190	-103	-248	-161
Change, %	11.7%	-28.5%	-6.3%	6.3%	16.2%	-18.7%	-0.3%	10.8%	3.7%	-56.9%	-23.5%	-2.5%



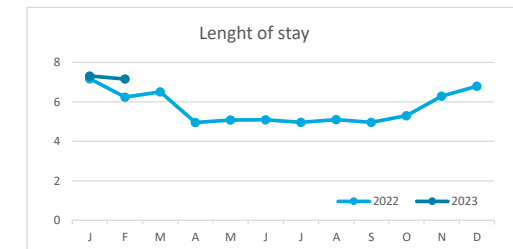
BEDNIGHTS

	Breakdown by accommodation type											
	TOTAL				Hotels				Apartments			
	Abroad	Mainland	Canary Islands	Total	Abroad	Mainland	Canary Islands	Total	Abroad	Mainland	Canary Islands	Total
Jan - Feb 22	114,999	2,072	9,758	126,829	57,423	1,512	6,412	65,347	57,576	560	3,346	61,482
Jan - Feb 23	132,117	1,674	12,110	145,901	68,198	1,387	6,717	76,302	63,919	287	5,393	69,599
Change	17,118	-398	2,352	19,072	10,775	-125	305	10,955	6,343	-273	2,047	8,117
Change, %	14.9%	-19.2%	24.1%	15.0%	18.8%	-8.3%	4.8%	16.8%	11.0%	-48.8%	61.2%	13.2%

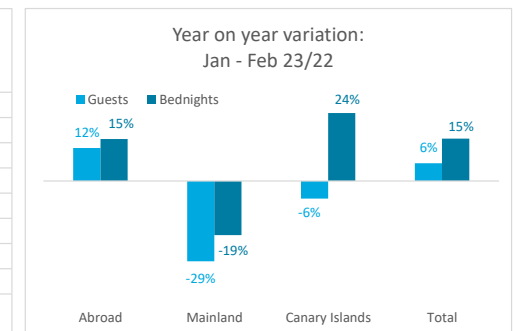
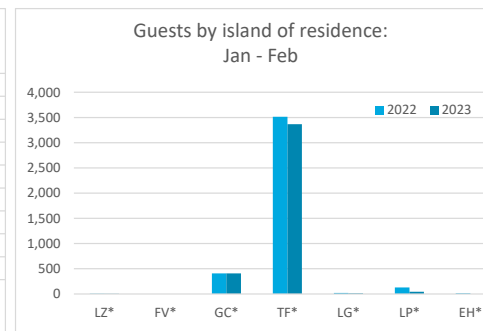
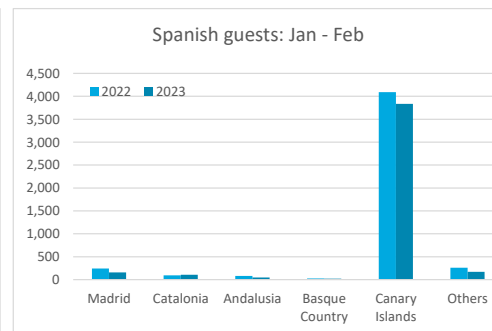
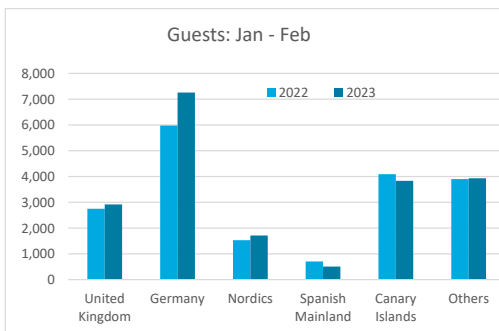


LENGHT OF STAY

	Breakdown by accommodation type											
	TOTAL				Hotels				Apartments			
	Abroad	Mainland	Canary Islands	Total	Abroad	Mainland	Canary Islands	Total	Abroad	Mainland	Canary Islands	Total
Jan - Feb 22	8.1	2.9	2.4	6.7	6.3	2.9	2.1	5.2	11.3	3.1	3.2	9.7
Jan - Feb 23	8.4	3.3	3.2	7.2	6.5	3.3	2.2	5.5	12.1	3.7	6.7	11.3
Change	0.2	0.4	0.8	0.5	0.1	0.4	0.1	0.3	0.8	0.6	3.5	1.6




GUESTS AND BEDNIGHTS BY PLACE OF RESIDENCE

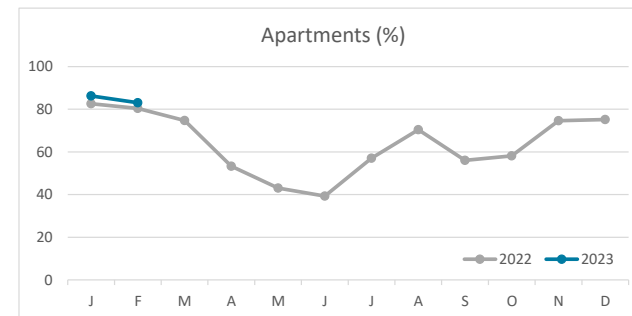
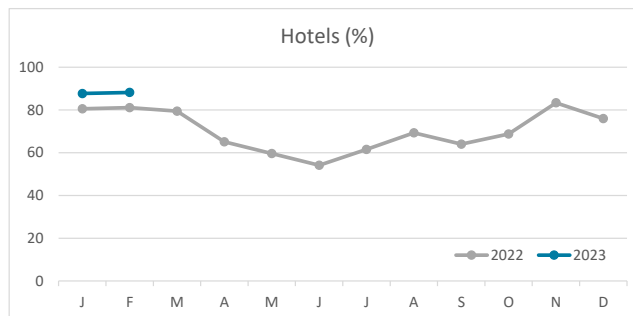
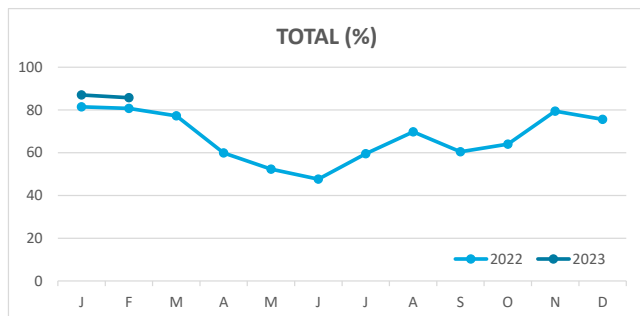


Note: LZ* (Lanzarote), FV* (Fuerteventura), GC* (Gran Canaria), TF* (Tenerife), LG* (La Gomera), LP* (La Palma) and EH* (El Hierro).

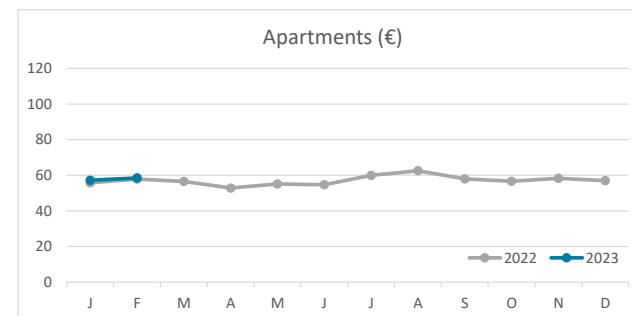
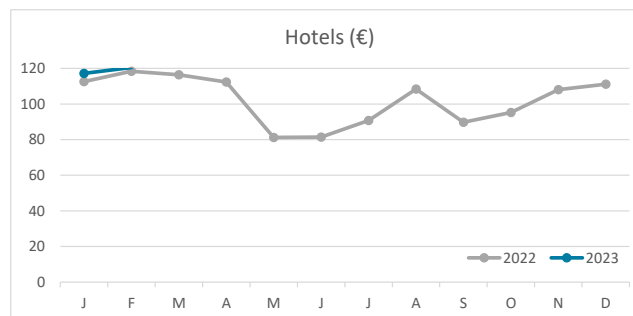
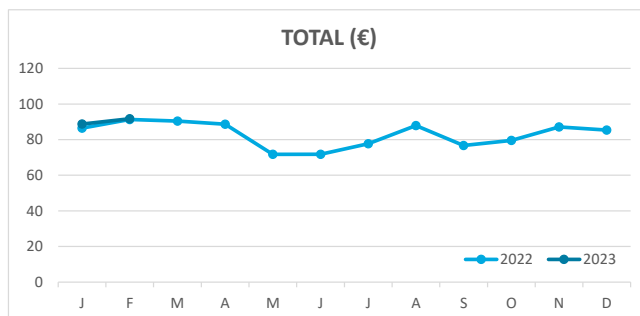
Main tourist accommodation indicators LA GOMERA (January - February 2023)



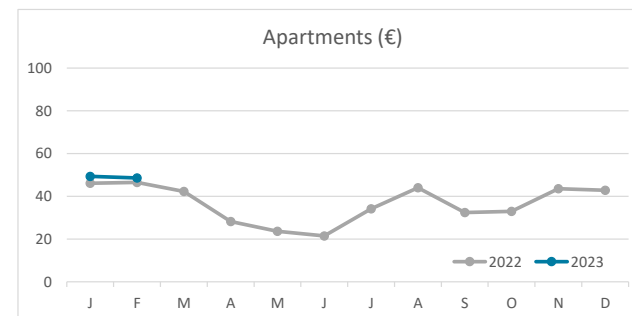
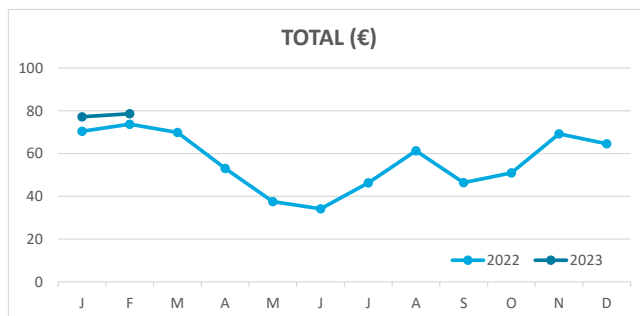
OCCUPANCY RATE PER ROOM / APARTMENT



ADR (Average Daily Rate)



REVPAR (Revenue Per Available Room)



Note: "Guests indicator" refers to number of guests checking in as new arrivals.
Source: Encuestas de Alojamiento Turístico (ISTAC)