

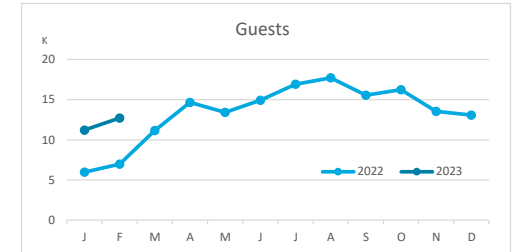
# Main tourist accommodation indicators

## LA PALMA (January - February 2023)



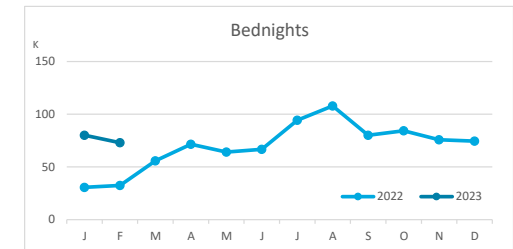
### GUESTS BY ACCOMMODATION TYPE (\*)

	Breakdown by accommodation type											
	TOTAL				Hotels				Apartments			
	Abroad	Mainland	Canary Islands	Total	Abroad	Mainland	Canary Islands	Total	Abroad	Mainland	Canary Islands	Total
Jan - Feb 22	3,740	5,451	3,747	<b>12,938</b>	1,981	4,196	1,735	<b>7,912</b>	1,759	1,255	2,012	<b>5,026</b>
Jan - Feb 23	14,411	5,551	3,965	<b>23,927</b>	10,308	4,825	2,737	<b>17,870</b>	4,103	726	1,228	<b>6,057</b>
Change	10,671	100	218	<b>10,989</b>	8,327	629	1,002	<b>9,958</b>	2,344	-529	-784	<b>1,031</b>
Change, %	285.3%	1.8%	5.8%	<b>84.9%</b>	420.3%	15.0%	57.8%	<b>125.9%</b>	133.3%	-42.2%	-39.0%	<b>20.5%</b>



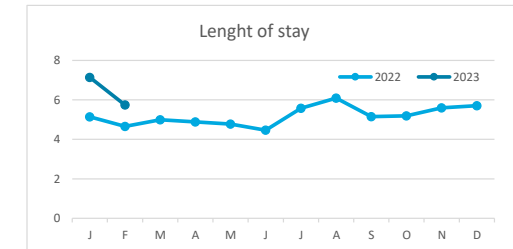
### BEDNIGHTS

	Breakdown by accommodation type											
	TOTAL				Hotels				Apartments			
	Abroad	Mainland	Canary Islands	Total	Abroad	Mainland	Canary Islands	Total	Abroad	Mainland	Canary Islands	Total
Jan - Feb 22	21,742	23,291	18,107	<b>63,140</b>	9,952	18,374	10,911	<b>39,237</b>	11,790	4,917	7,196	<b>23,903</b>
Jan - Feb 23	119,401	20,600	13,098	<b>153,099</b>	70,983	16,715	8,702	<b>96,400</b>	48,418	3,885	4,396	<b>56,699</b>
Change	97,659	-2,691	-5,009	<b>89,959</b>	61,031	-1,659	-2,209	<b>57,163</b>	36,628	-1,032	-2,800	<b>32,796</b>
Change, %	449.2%	-11.6%	-27.7%	<b>142.5%</b>	613.3%	-9.0%	-20.2%	<b>145.7%</b>	310.7%	-21.0%	-38.9%	<b>137.2%</b>

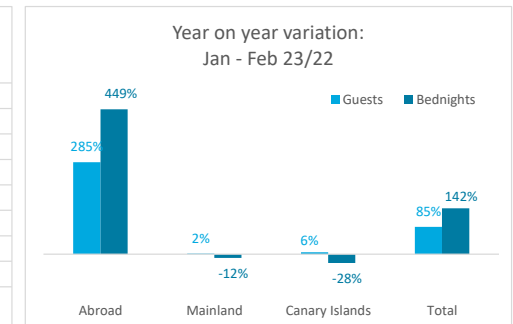
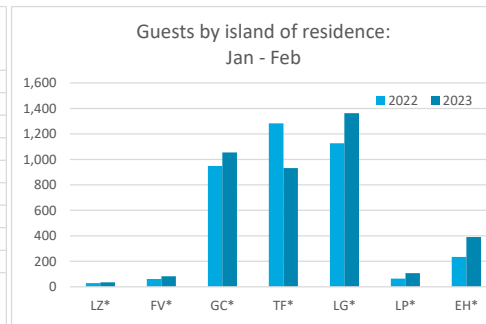
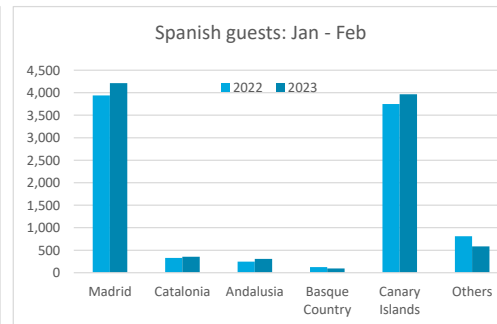
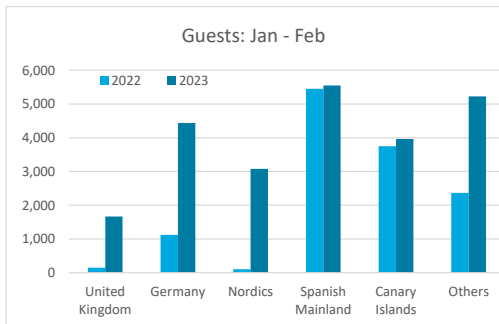


### LENGHT OF STAY

	Breakdown by accommodation type											
	TOTAL				Hotels				Apartments			
	Abroad	Mainland	Canary Islands	Total	Abroad	Mainland	Canary Islands	Total	Abroad	Mainland	Canary Islands	Total
Jan - Feb 22	5.8	4.3	4.8	<b>4.9</b>	5.0	4.4	6.3	<b>5.0</b>	6.7	3.9	3.6	<b>4.8</b>
Jan - Feb 23	8.3	3.7	3.3	<b>6.4</b>	6.9	3.5	3.2	<b>5.4</b>	11.8	5.4	3.6	<b>9.4</b>
Change	2.5	-0.6	-1.5	<b>1.5</b>	1.9	-0.9	-3.1	<b>0.4</b>	5.1	1.4	0.0	<b>4.6</b>



### GUESTS AND BEDNIGHTS BY PLACE OF RESIDENCE

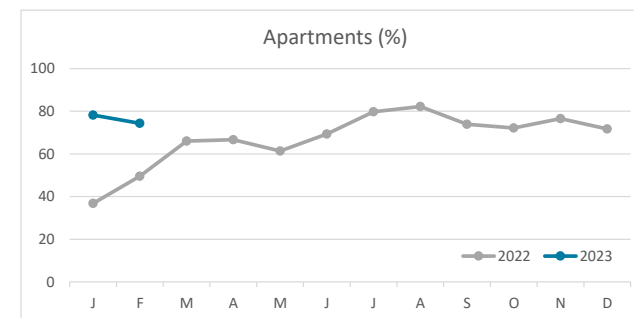
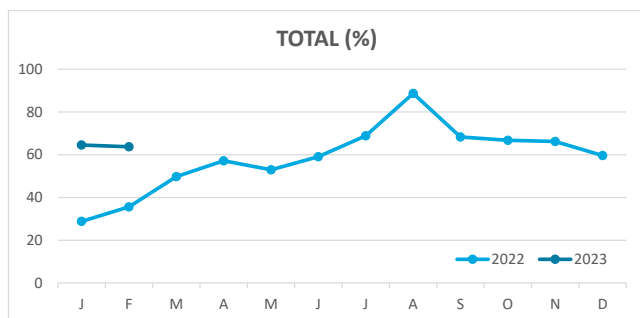


Note: LZ\* (Lanzarote), FV\* (Fuerteventura), GC\* (Gran Canaria), TF\* (Tenerife), LG\* (La Gomera), LP\* (La Palma) and EH\* (El Hierro).

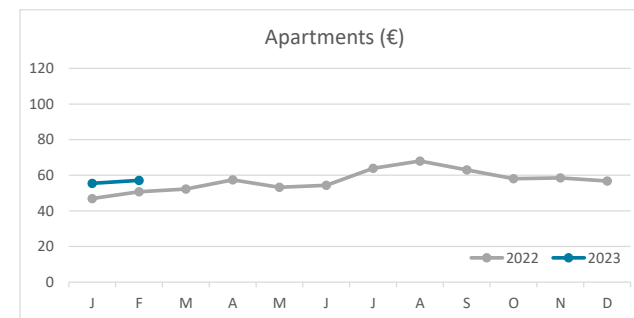
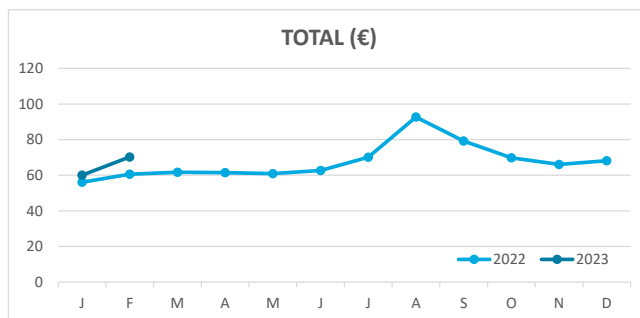
# Main tourist accommodation indicators LA PALMA (January - February 2023)



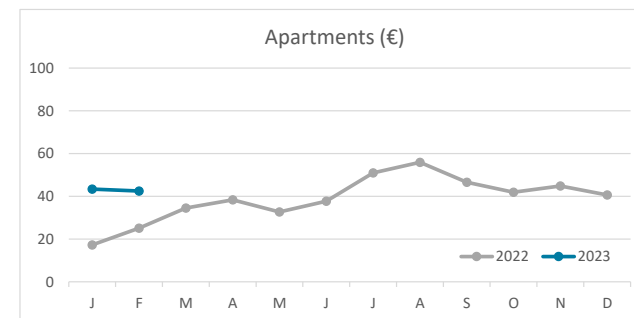
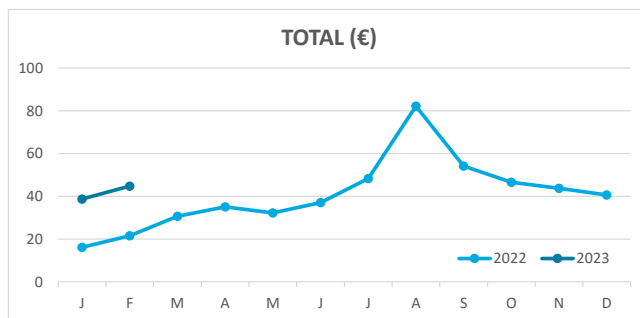
## OCCUPANCY RATE PER ROOM / APARTMENT



## ADR (Average Daily Rate)



## REVPAR (Revenue Per Available Room)



Note: "Guests indicator" refers to number of guests checking in as new arrivals.  
Source: Encuestas de Alojamiento Turístico (ISTAC)