

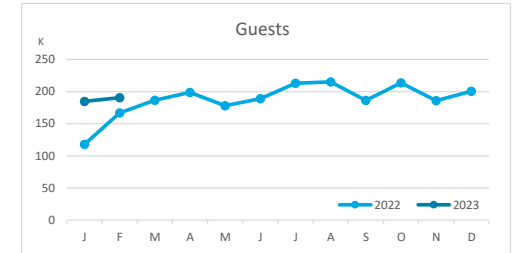
# Main tourist accommodation indicators

## LANZAROTE (January - February 2023)



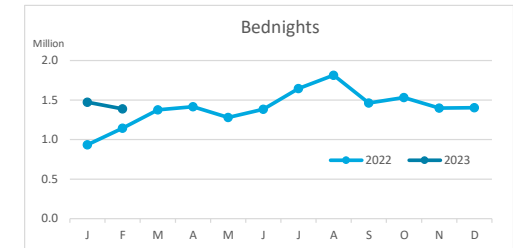
### GUESTS BY ACCOMMODATION TYPE (\*)

	Breakdown by accommodation type											
	TOTAL				Hotels				Apartments			
	Abroad	Mainland	Canary Islands	Total	Abroad	Mainland	Canary Islands	Total	Abroad	Mainland	Canary Islands	Total
Jan - Feb 22	245,326	27,116	12,305	<b>284,747</b>	171,418	22,702	7,764	<b>201,884</b>	73,908	4,414	4,541	<b>82,863</b>
Jan - Feb 23	334,235	30,183	10,894	<b>375,312</b>	237,557	25,868	6,777	<b>270,202</b>	96,678	4,315	4,117	<b>105,110</b>
Change	88,909	3,067	-1,411	<b>90,565</b>	66,139	3,166	-987	<b>68,318</b>	22,770	-99	-424	<b>22,247</b>
Change, %	36.2%	11.3%	-11.5%	<b>31.8%</b>	38.6%	13.9%	-12.7%	<b>33.8%</b>	30.8%	-2.2%	-9.3%	<b>26.8%</b>



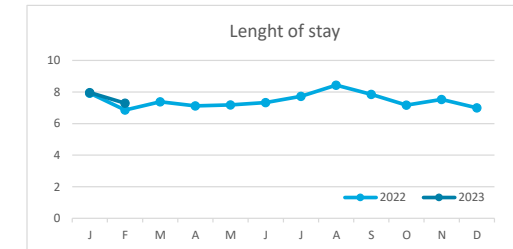
### BEDNIGHTS

	Breakdown by accommodation type											
	TOTAL				Hotels				Apartments			
	Abroad	Mainland	Canary Islands	Total	Abroad	Mainland	Canary Islands	Total	Abroad	Mainland	Canary Islands	Total
Jan - Feb 22	1,888,443	132,976	57,526	<b>2,078,945</b>	1,232,633	104,309	30,145	<b>1,367,087</b>	655,810	28,667	27,381	<b>711,858</b>
Jan - Feb 23	2,654,458	160,105	46,883	<b>2,861,446</b>	1,773,777	120,319	21,353	<b>1,915,449</b>	880,681	39,786	25,530	<b>945,997</b>
Change	766,015	27,129	-10,643	<b>782,501</b>	541,144	16,010	-8,792	<b>548,362</b>	224,871	11,119	-1,851	<b>234,139</b>
Change, %	40.6%	20.4%	-18.5%	<b>37.6%</b>	43.9%	15.3%	-29.2%	<b>40.1%</b>	34.3%	38.8%	-6.8%	<b>32.9%</b>

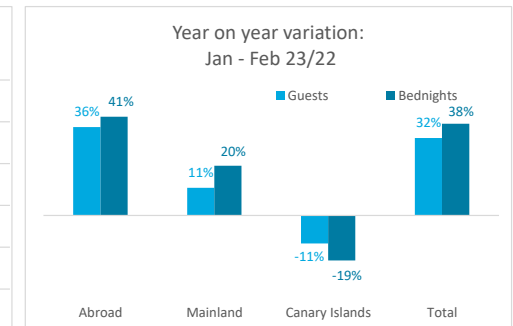
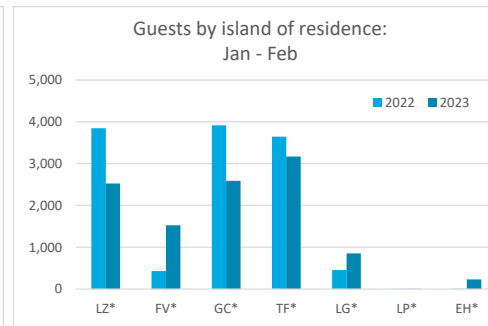
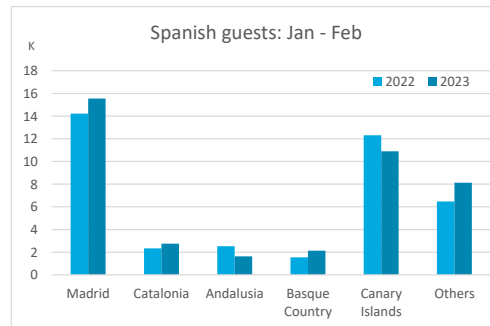
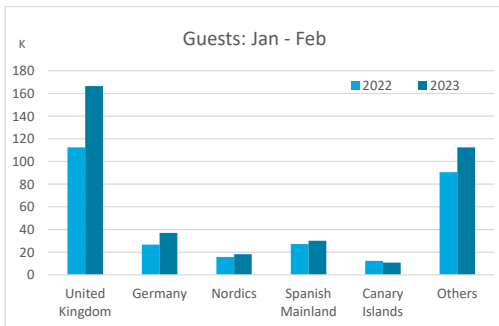


### LENGTH OF STAY

	Breakdown by accommodation type											
	TOTAL				Hotels				Apartments			
	Abroad	Mainland	Canary Islands	Total	Abroad	Mainland	Canary Islands	Total	Abroad	Mainland	Canary Islands	Total
Jan - Feb 22	7.7	4.9	4.7	<b>7.3</b>	7.2	4.6	3.9	<b>6.8</b>	8.9	6.5	6.0	<b>8.6</b>
Jan - Feb 23	7.9	5.3	4.3	<b>7.6</b>	7.5	4.7	3.2	<b>7.1</b>	9.1	9.2	6.2	<b>9.0</b>
Change	0.2	0.4	-0.4	<b>0.3</b>	0.3	0.1	-0.7	<b>0.3</b>	0.2	2.7	0.2	<b>0.4</b>




### GUESTS AND BEDNIGHTS BY PLACE OF RESIDENCE



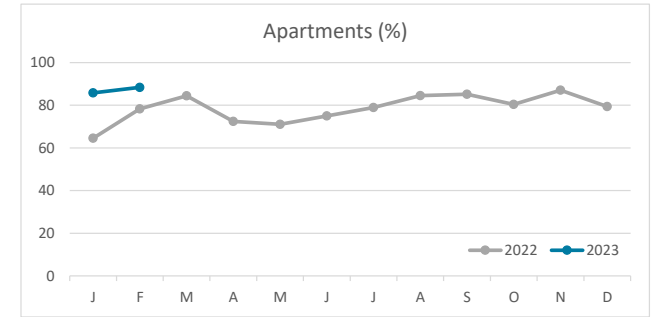
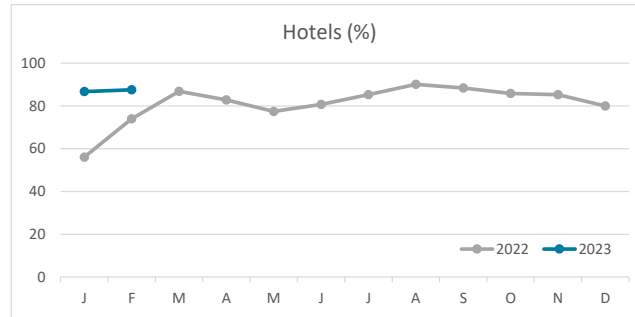
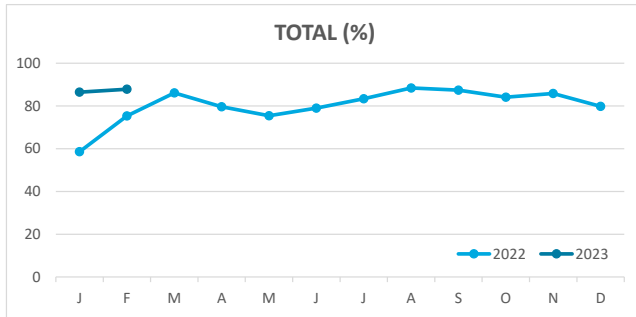
Note: LZ\* (Lanzarote), FV\* (Fuerteventura), GC\* (Gran Canaria), TF\* (Tenerife), LG\* (La Gomera), LP\* (La Palma) and EH\* (El Hierro).

# Main tourist accommodation indicators

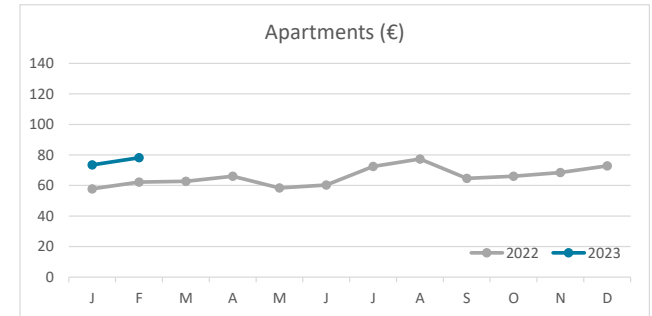
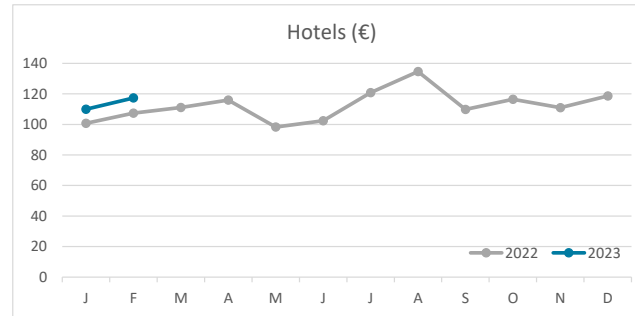
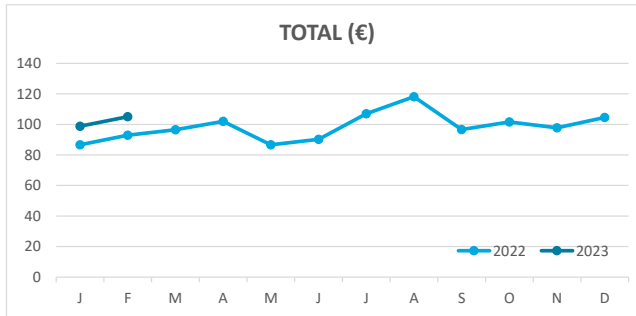
## LANZAROTE (January - February 2023)



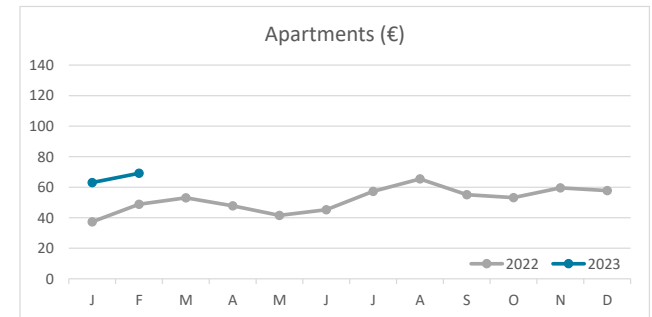
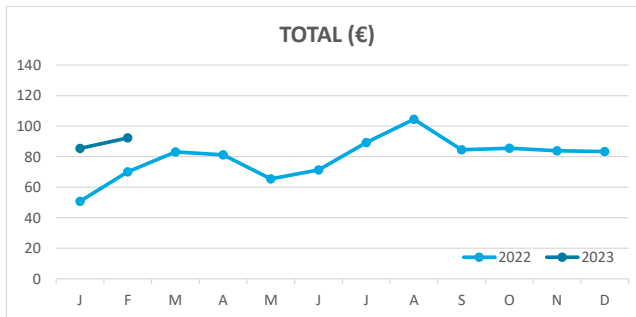
### OCCUPANCY RATE PER ROOM / APARTMENT



### ADR (Average Daily Rate)



### REVPAR (Revenue Per Available Room)



Note: "Guests indicator" refers to number of guests checking in as new arrivals.  
 Source: Encuestas de Alojamiento Turístico (ISTAC)