

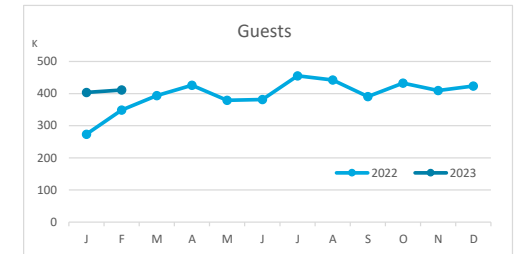
Main tourist accommodation indicators

TENERIFE (January - February 2023)



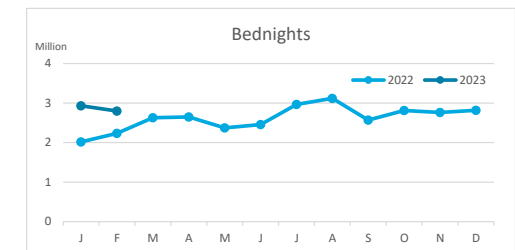
GUESTS BY ACCOMMODATION TYPE (*)

	Breakdown by accommodation type											
	TOTAL				Hotels				Apartments			
	Abroad	Mainland	Canary Islands	Total	Abroad	Mainland	Canary Islands	Total	Abroad	Mainland	Canary Islands	Total
Jan - Feb 22	523,955	57,484	41,357	622,796	402,778	53,090	35,799	491,667	121,177	4,394	5,558	131,129
Jan - Feb 23	698,254	71,504	45,001	814,759	544,295	66,416	39,745	650,456	153,959	5,088	5,256	164,303
Change	174,299	14,020	3,644	191,963	141,517	13,326	3,946	158,789	32,782	694	-302	33,174
Change, %	33.3%	24.4%	8.8%	30.8%	35.1%	25.1%	11.0%	32.3%	27.1%	15.8%	-5.4%	25.3%



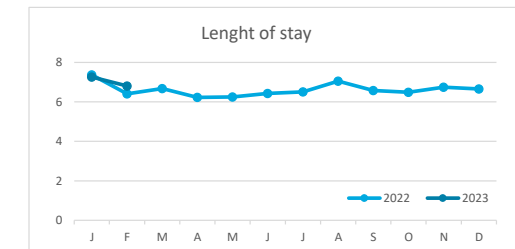
BEDNIGHTS

	Breakdown by accommodation type											
	TOTAL				Hotels				Apartments			
	Abroad	Mainland	Canary Islands	Total	Abroad	Mainland	Canary Islands	Total	Abroad	Mainland	Canary Islands	Total
Jan - Feb 22	3,853,783	277,539	122,241	4,253,563	2,822,614	253,770	101,581	3,177,965	1,031,169	23,769	20,660	1,075,598
Jan - Feb 23	5,220,961	354,599	154,380	5,729,940	3,881,237	326,219	129,155	4,336,611	1,339,724	28,380	25,225	1,393,329
Change	1,367,178	77,060	32,139	1,476,377	1,058,623	72,449	27,574	1,158,646	308,555	4,611	4,565	317,731
Change, %	35.5%	27.8%	26.3%	34.7%	37.5%	28.5%	27.1%	36.5%	29.9%	19.4%	22.1%	29.5%

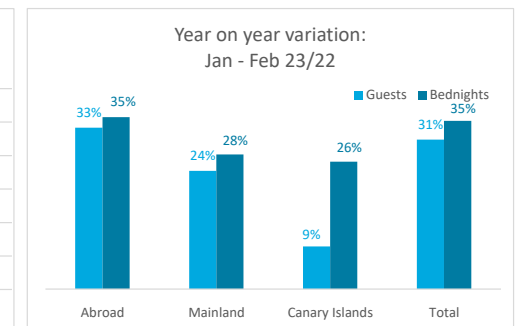
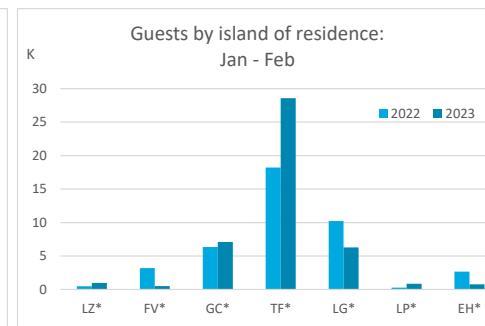
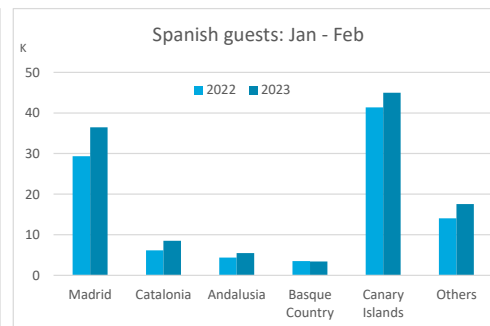
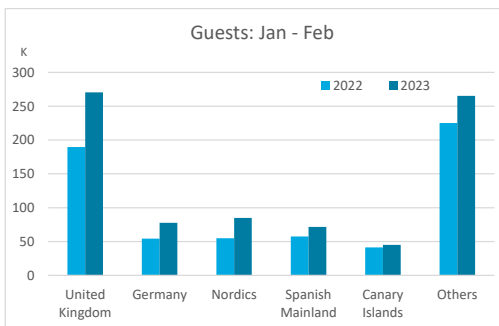


LENGHT OF STAY

	Breakdown by accommodation type											
	TOTAL				Hotels				Apartments			
	Abroad	Mainland	Canary Islands	Total	Abroad	Mainland	Canary Islands	Total	Abroad	Mainland	Canary Islands	Total
Jan - Feb 22	7.4	4.8	3.0	6.8	7.0	4.8	2.8	6.5	8.5	5.4	3.7	8.2
Jan - Feb 23	7.5	5.0	3.4	7.0	7.1	4.9	3.2	6.7	8.7	5.6	4.8	8.5
Change	0.1	0.1	0.5	0.2	0.1	0.1	0.4	0.2	0.2	0.2	1.1	0.3



GUESTS AND BEDNIGHTS BY PLACE OF RESIDENCE



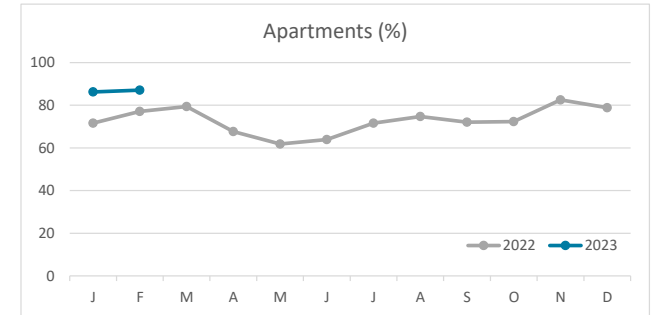
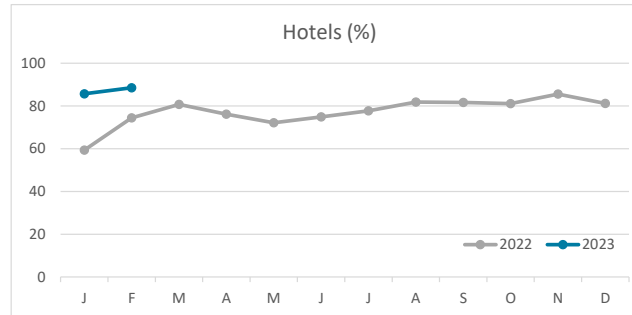
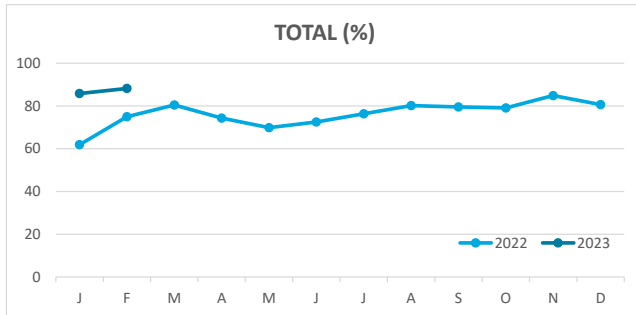
Note: LZ* (Lanzarote), FV* (Fuerteventura), GC* (Gran Canaria), TF* (Tenerife), LG* (La Gomera), LP* (La Palma) and EH* (El Hierro).

Main tourist accommodation indicators

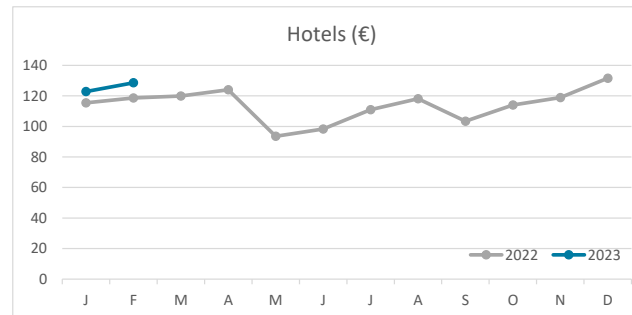
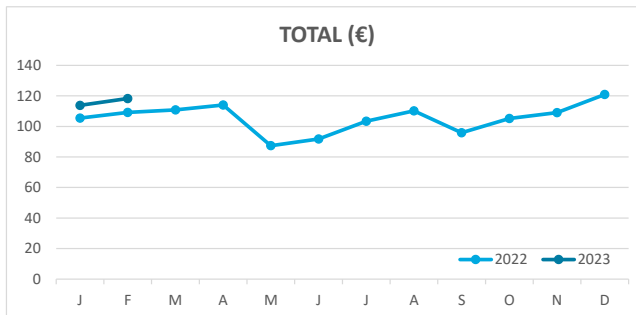
TENERIFE (January - February 2023)



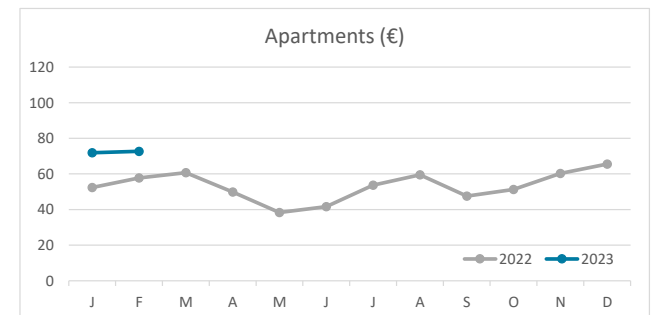
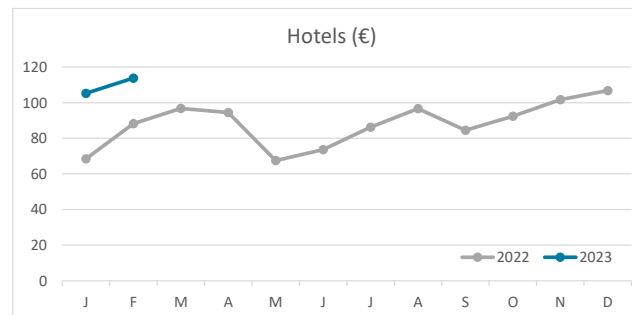
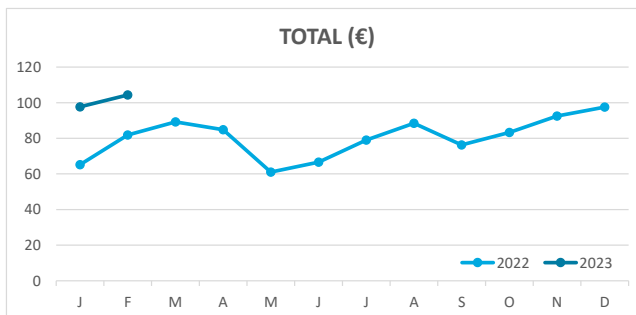
OCCUPANCY RATE PER ROOM / APARTMENT



ADR (Average Daily Rate)



REVPAR (Revenue Per Available Room)



Note: "Guests indicator" refers to number of guests checking in as new arrivals.
 Source: Encuestas de Alojamiento Turístico (ISTAC)