

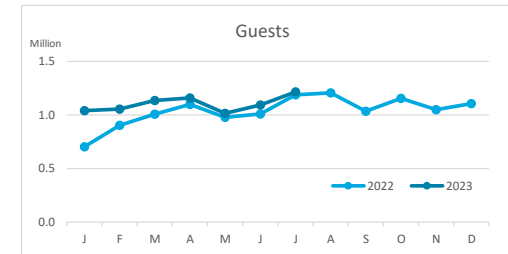
Main tourist accommodation indicators

CANARY ISLANDS (January - July 2023)



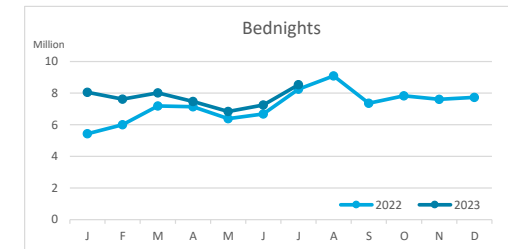
GUESTS BY ACCOMMODATION TYPE (*)

	Breakdown by accommodation type											
	TOTAL				Hotels				Apartments			
	Abroad	Mainland	Canary Islands	Total	Abroad	Mainland	Canary Islands	Total	Abroad	Mainland	Canary Islands	Total
Jan - Jul 22	5,384,520	773,560	735,839	6,893,919	4,224,365	672,150	528,243	5,424,758	1,160,155	101,410	207,596	1,469,161
Jan - Jul 23	6,163,884	803,252	749,929	7,717,065	4,820,412	695,751	538,878	6,055,041	1,343,472	107,501	211,051	1,662,024
Change	779,364	29,692	14,090	823,146	596,047	23,601	10,635	630,283	183,317	6,091	3,455	192,863
Change, %	14.5%	3.8%	1.9%	11.9%	14.1%	3.5%	2.0%	11.6%	15.8%	6.0%	1.7%	13.1%



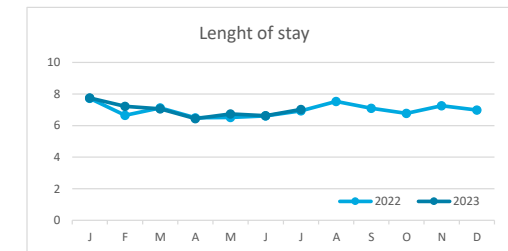
BEDNIGHTS

	Breakdown by accommodation type											
	TOTAL				Hotels				Apartments			
	Abroad	Mainland	Canary Islands	Total	Abroad	Mainland	Canary Islands	Total	Abroad	Mainland	Canary Islands	Total
Jan - Jul 22	41,129,118	3,637,256	2,312,412	47,078,786	31,100,087	3,090,497	1,479,016	35,669,600	10,029,031	546,759	833,396	11,409,186
Jan - Jul 23	47,598,142	3,712,700	2,481,073	53,791,915	35,676,549	3,134,865	1,630,452	40,441,866	11,921,593	577,835	850,621	13,350,049
Change	6,469,024	75,444	168,661	6,713,129	4,576,462	44,368	151,436	4,772,266	1,892,562	31,076	17,225	1,940,863
Change, %	15.7%	2.1%	7.3%	14.3%	14.7%	1.4%	10.2%	13.4%	18.9%	5.7%	2.1%	17.0%

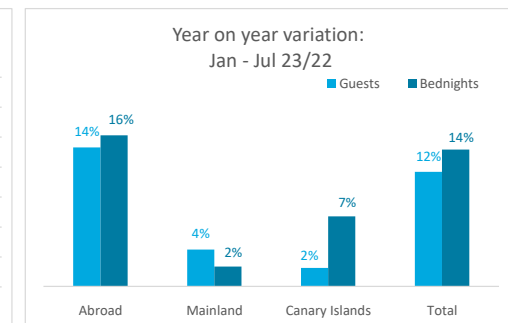
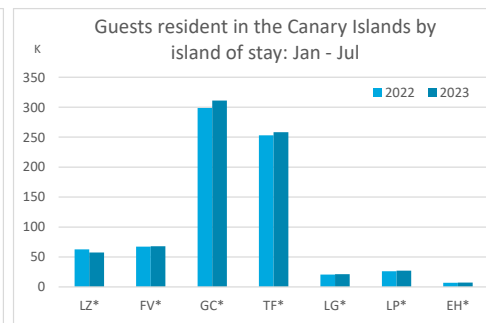
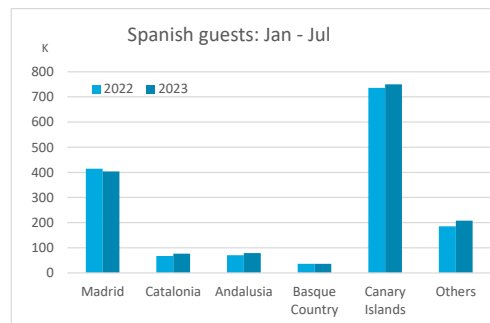
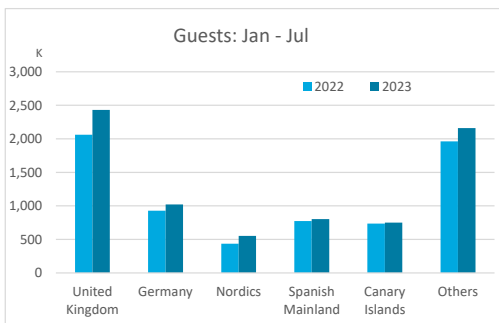


LENGHT OF STAY

	Breakdown by accommodation type											
	TOTAL				Hotels				Apartments			
	Abroad	Mainland	Canary Islands	Total	Abroad	Mainland	Canary Islands	Total	Abroad	Mainland	Canary Islands	Total
Jan - Jul 22	7.6	4.7	3.1	6.8	7.4	4.6	2.8	6.6	8.6	5.4	4.0	7.8
Jan - Jul 23	7.7	4.6	3.3	7.0	7.4	4.5	3.0	6.7	8.9	5.4	4.0	8.0
Change	0.1	-0.1	0.2	0.1	0.0	-0.1	0.2	0.1	0.2	0.0	0.0	0.3



GUESTS AND BEDNIGHTS BY PLACE OF RESIDENCE

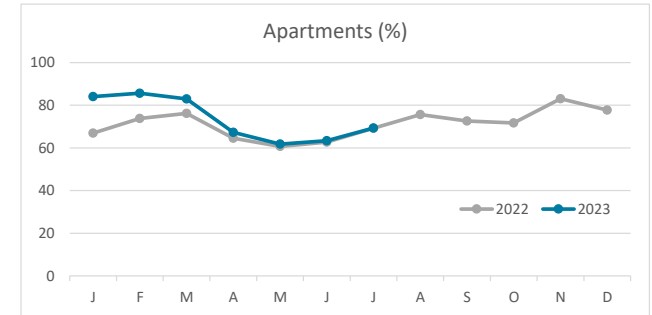
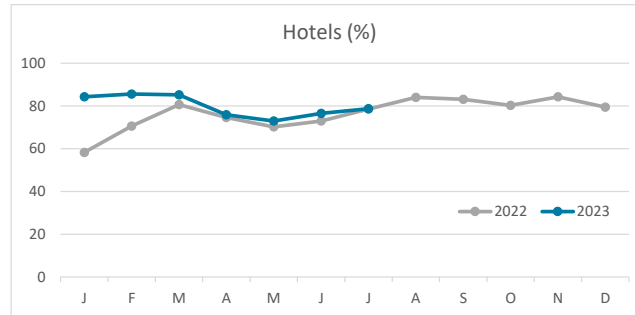
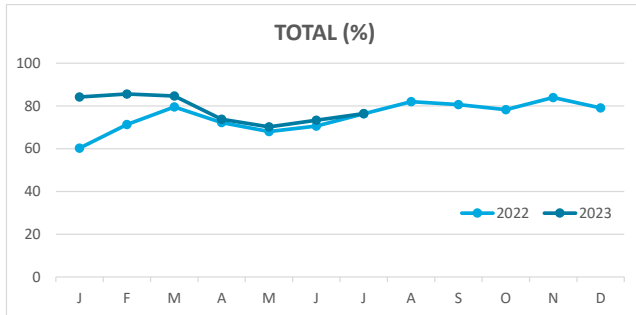


Note: LZ* (Lanzarote), FV* (Fuerteventura), GC* (Gran Canaria), TF* (Tenerife), LG* (La Gomera), LP* (La Palma) and EH* (El Hierro).

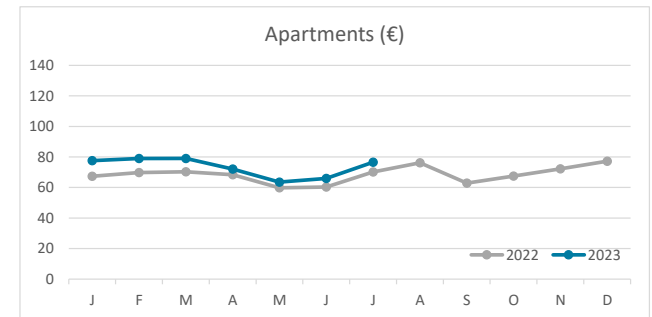
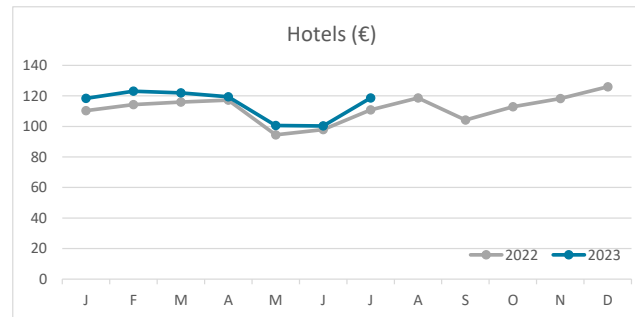
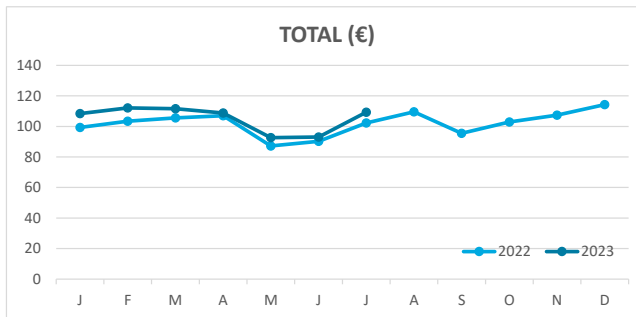
Main tourist accommodation indicators CANARY ISLANDS (January - July 2023)



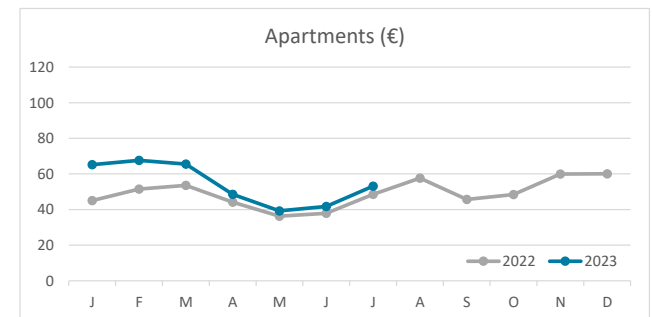
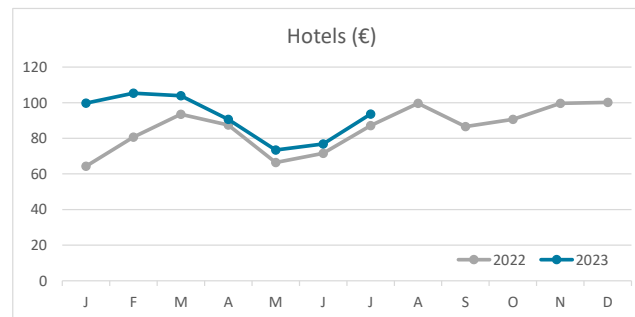
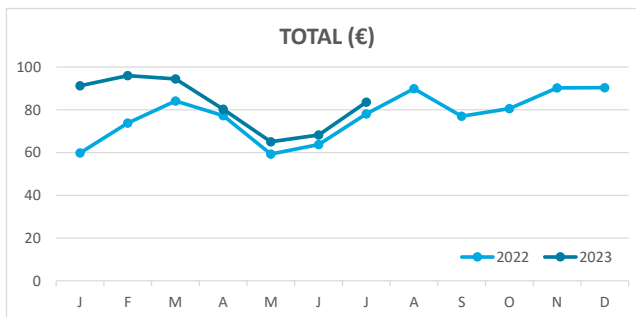
OCCUPANCY RATE PER ROOM / APARTMENT



ADR (Average Daily Rate)



REVPAR (Revenue Per Available Room)



Note: "Guests indicator" refers to number of guests checking in as new arrivals.
Source: Encuestas de Alojamiento Turístico (ISTAC)