

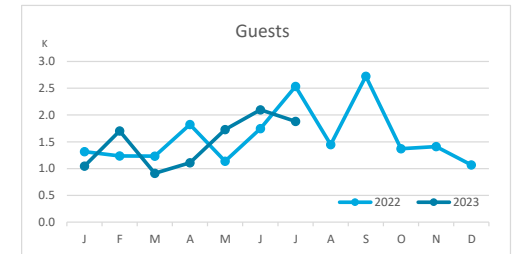
Main tourist accommodation indicators

EL HIERRO (January - July 2023)



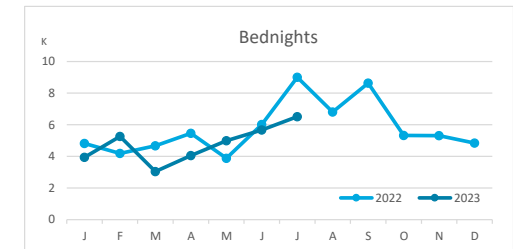
GUESTS BY ACCOMMODATION TYPE (*)

	Breakdown by accommodation type											
	TOTAL				Hotels				Apartments			
	Abroad	Mainland	Canary Islands	Total	Abroad	Mainland	Canary Islands	Total	Abroad	Mainland	Canary Islands	Total
Jan - Jul 22	1,977	1,960	7,088	11,025	1,749	1,736	3,217	6,702	228	224	3,871	4,323
Jan - Jul 23	1,763	1,523	7,188	10,474	1,368	1,235	3,736	6,339	395	288	3,452	4,135
Change	-214	-437	100	-551	-381	-501	519	-363	167	64	-419	-188
Change, %	-10.8%	-22.3%	1.4%	-5.0%	-21.8%	-28.9%	16.1%	-5.4%	73.2%	28.6%	-10.8%	-4.3%



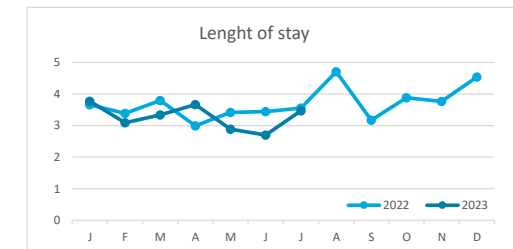
BEDNIGHTS

	Breakdown by accommodation type											
	TOTAL				Hotels				Apartments			
	Abroad	Mainland	Canary Islands	Total	Abroad	Mainland	Canary Islands	Total	Abroad	Mainland	Canary Islands	Total
Jan - Jul 22	7,871	7,963	22,213	38,047	6,691	6,552	7,698	20,941	1,180	1,411	14,515	17,106
Jan - Jul 23	7,017	5,938	20,526	33,481	4,799	4,478	8,950	18,227	2,218	1,460	11,576	15,254
Change	-854	-2,025	-1,687	-4,566	-1,892	-2,074	1,252	-2,714	1,038	49	-2,939	-1,852
Change, %	-10.8%	-25.4%	-7.6%	-12.0%	-28.3%	-31.7%	16.3%	-13.0%	88.0%	3.5%	-20.2%	-10.8%

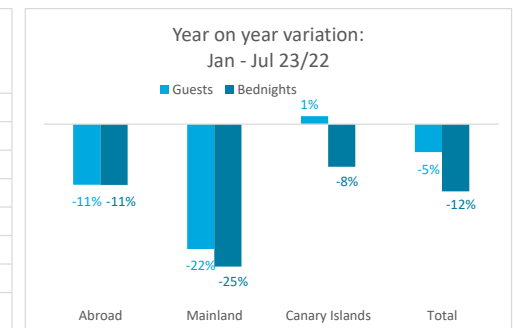
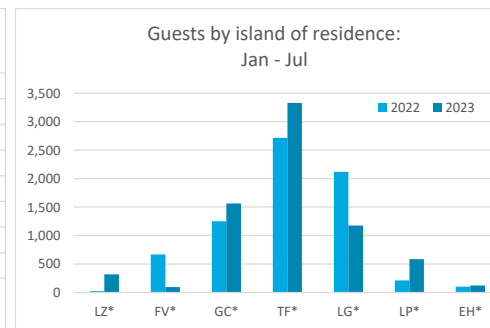
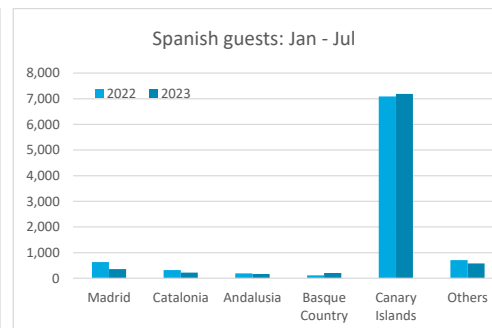
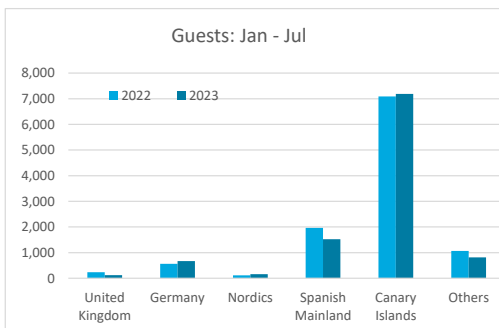


LENGHT OF STAY

	Breakdown by accommodation type											
	TOTAL				Hotels				Apartments			
	Abroad	Mainland	Canary Islands	Total	Abroad	Mainland	Canary Islands	Total	Abroad	Mainland	Canary Islands	Total
Jan - Jul 22	4.0	4.1	3.1	3.5	3.8	3.8	2.4	3.1	5.2	6.3	3.7	4.0
Jan - Jul 23	4.0	3.9	2.9	3.2	3.5	3.6	2.4	2.9	5.6	5.1	3.4	3.7
Change	0.0	-0.2	-0.3	-0.3	-0.3	-0.1	0.0	-0.2	0.4	-1.2	-0.4	-0.3



GUESTS AND BEDNIGHTS BY PLACE OF RESIDENCE



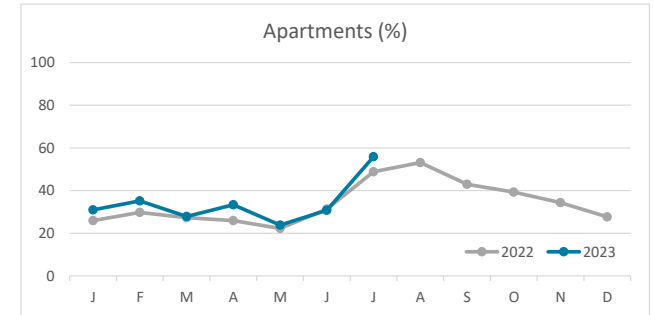
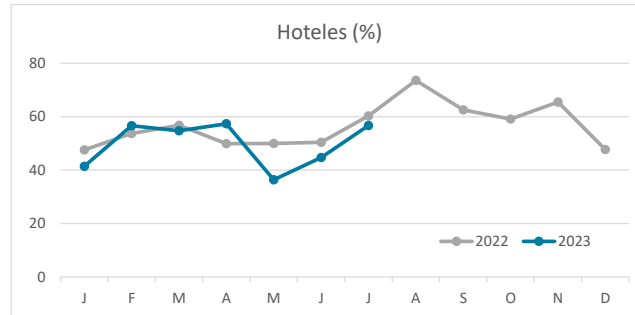
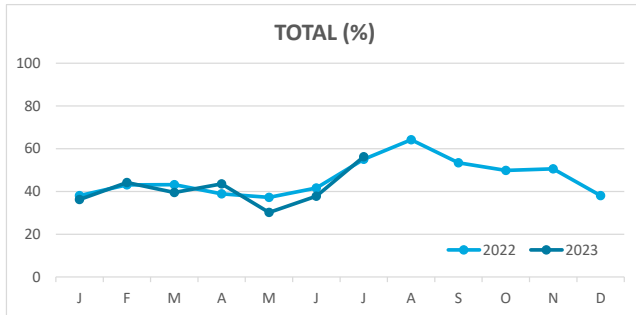
Note: LZ* (Lanzarote), FV* (Fuerteventura), GC* (Gran Canaria), TF* (Tenerife), LG* (La Gomera), LP* (La Palma) and EH* (El Hierro).

Main tourist accommodation indicators

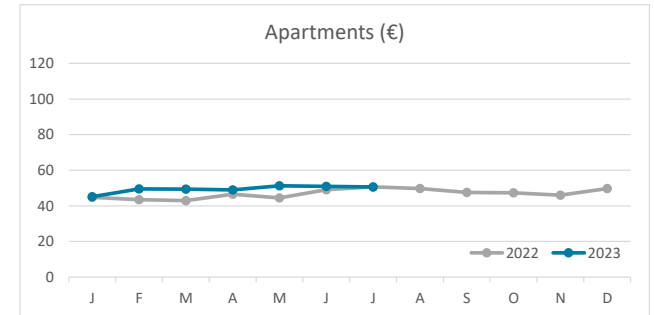
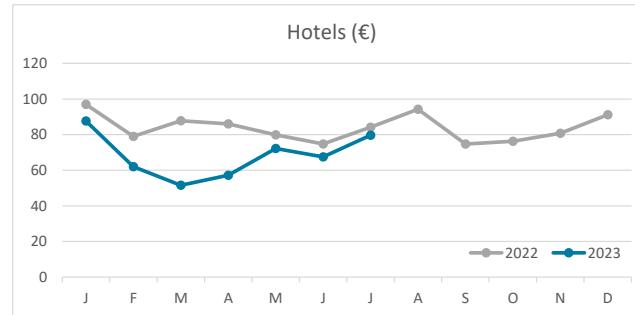
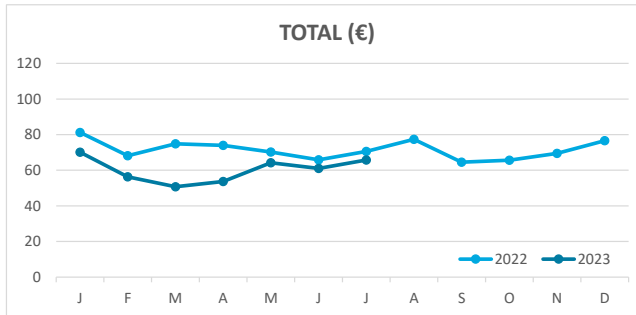
EL HIERRO (January - July 2023)



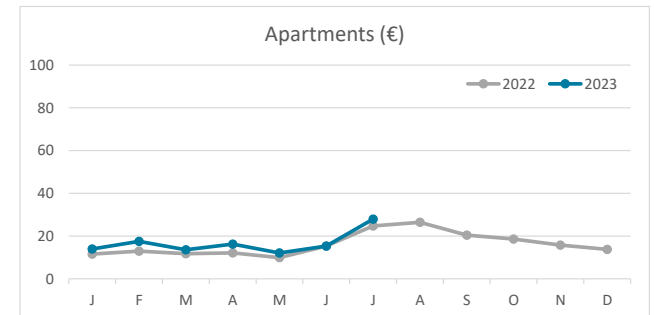
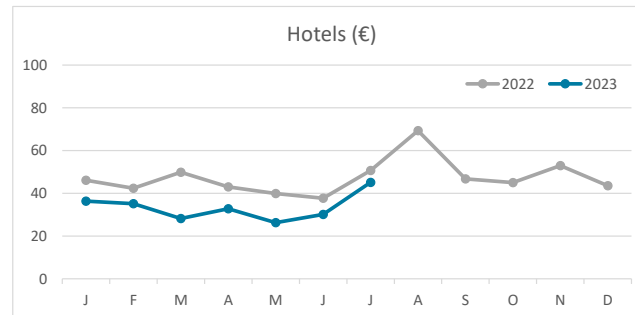
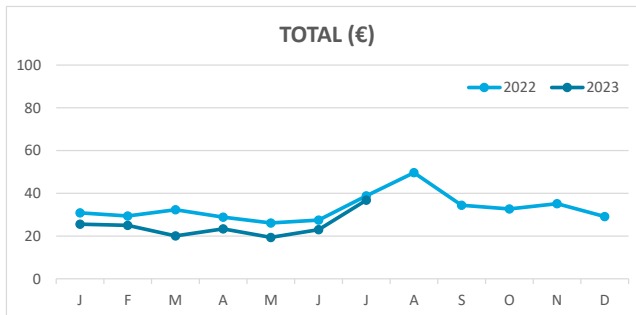
OCCUPANCY RATE PER ROOM / APARTMENT



ADR (Average Daily Rate)



REVPAR (Revenue Per Available Room)



Note: "Guests indicator" refers to number of guests checking in as new arrivals.
 Source: Encuestas de Alojamiento Turístico (ISTAC)