

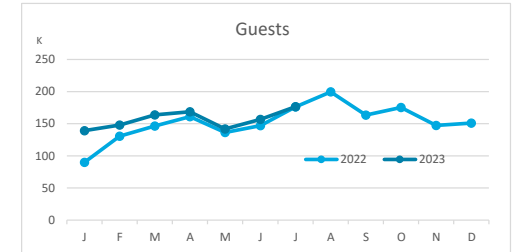
Main tourist accommodation indicators

FUERTEVENTURA (January - July 2023)



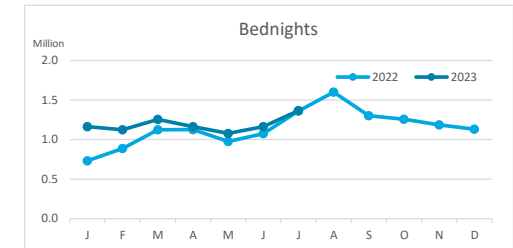
GUESTS BY ACCOMMODATION TYPE (*)

	Breakdown by accommodation type											
	TOTAL				Hotels				Apartments			
	Abroad	Mainland	Canary Islands	Total	Abroad	Mainland	Canary Islands	Total	Abroad	Mainland	Canary Islands	Total
Jan - Jul 22	853,799	66,517	67,361	987,677	765,135	53,357	54,373	872,865	88,664	13,160	12,988	114,812
Jan - Jul 23	954,636	72,449	67,852	1,094,937	875,573	61,644	54,014	991,231	79,063	10,805	13,838	103,706
Change	100,837	5,932	491	107,260	110,438	8,287	-359	118,366	-9,601	-2,355	850	-11,106
Change, %	11.8%	8.9%	0.7%	10.9%	14.4%	15.5%	-0.7%	13.6%	-10.8%	-17.9%	6.5%	-9.7%



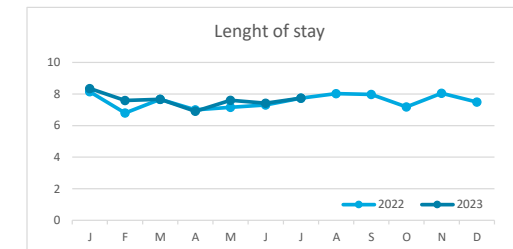
BEDNIGHTS

	Breakdown by accommodation type											
	TOTAL				Hotels				Apartments			
	Abroad	Mainland	Canary Islands	Total	Abroad	Mainland	Canary Islands	Total	Abroad	Mainland	Canary Islands	Total
Jan - Jul 22	6,717,841	318,554	247,761	7,284,156	5,906,908	258,538	192,947	6,358,393	810,933	60,016	54,814	925,763
Jan - Jul 23	7,663,984	348,958	304,374	8,317,316	6,888,417	298,166	239,254	7,425,837	775,567	50,792	65,120	891,479
Change	946,143	30,404	56,613	1,033,160	981,509	39,628	46,307	1,067,444	-35,366	-9,224	10,306	-34,284
Change, %	14.1%	9.5%	22.8%	14.2%	16.6%	15.3%	24.0%	16.8%	-4.4%	-15.4%	18.8%	-3.7%

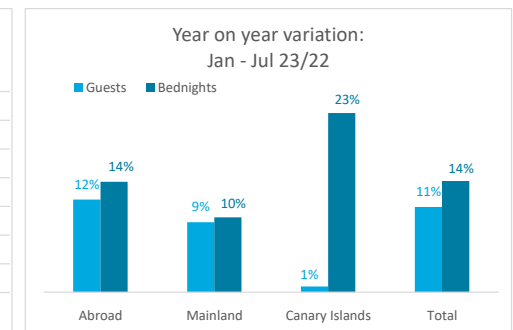
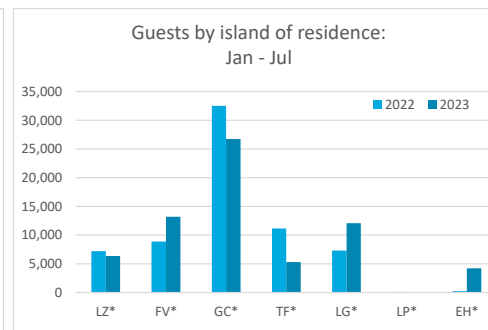
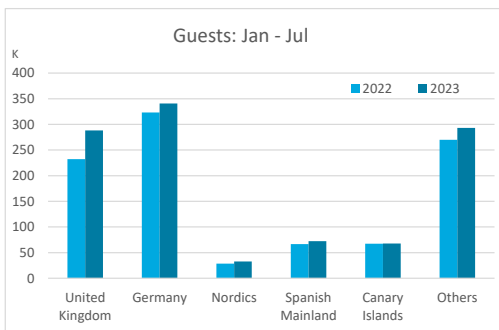


LENGHT OF STAY

	Breakdown by accommodation type											
	TOTAL				Hotels				Apartments			
	Abroad	Mainland	Canary Islands	Total	Abroad	Mainland	Canary Islands	Total	Abroad	Mainland	Canary Islands	Total
Jan - Jul 22	7.9	4.8	3.7	7.4	7.7	4.8	3.5	7.3	9.1	4.6	4.2	8.1
Jan - Jul 23	8.0	4.8	4.5	7.6	7.9	4.8	4.4	7.5	9.8	4.7	4.7	8.6
Change	0.2	0.0	0.8	0.2	0.1	0.0	0.9	0.2	0.7	0.1	0.5	0.5



GUESTS AND BEDNIGHTS BY PLACE OF RESIDENCE

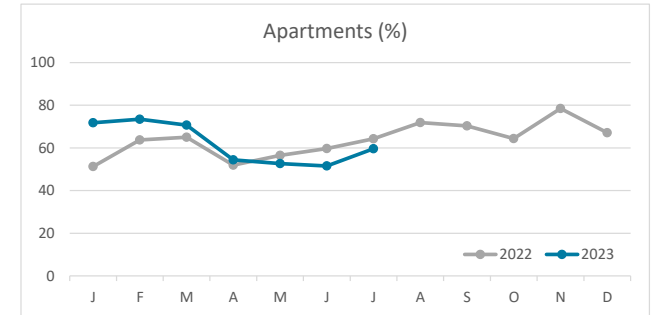
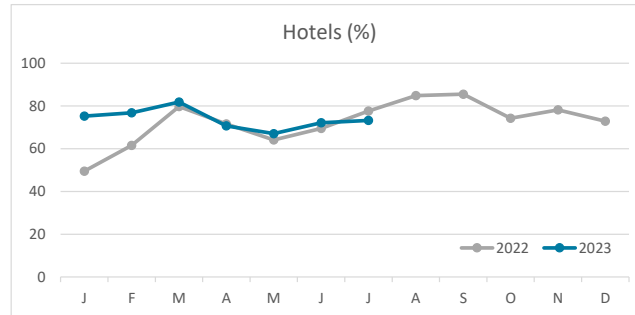
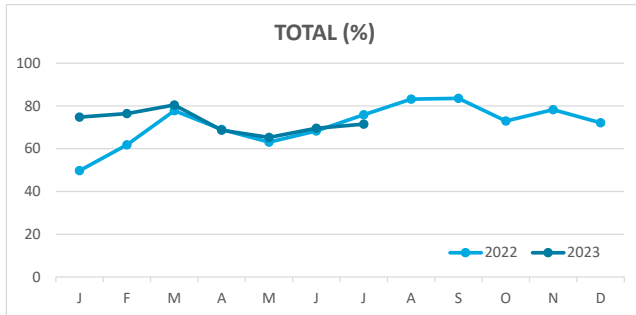


Note: LZ* (Lanzarote), FV* (Fuerteventura), GC* (Gran Canaria), TF* (Tenerife), LG* (La Gomera), LP* (La Palma) and EH* (El Hierro).

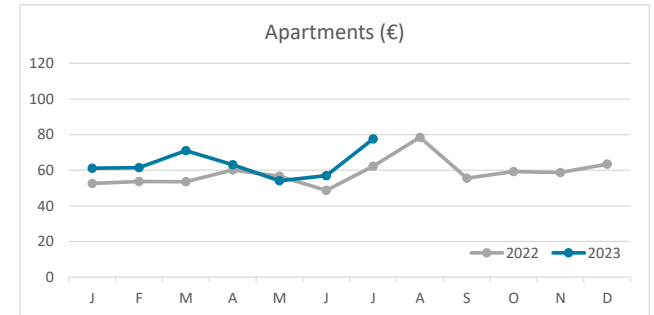
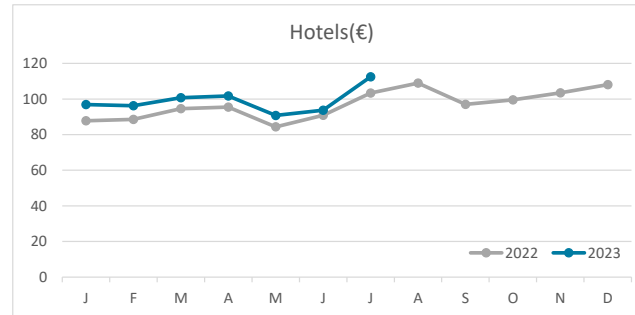
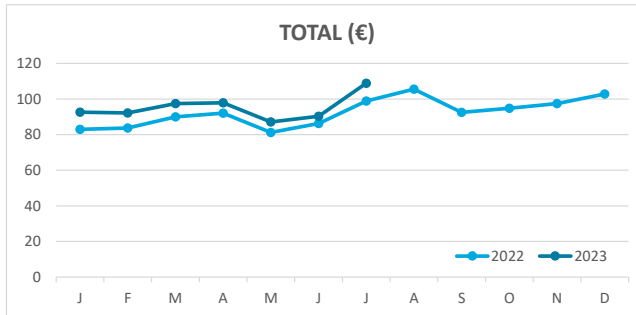
Main tourist accommodation indicators FUERTEVENTURA (January - July 2023)



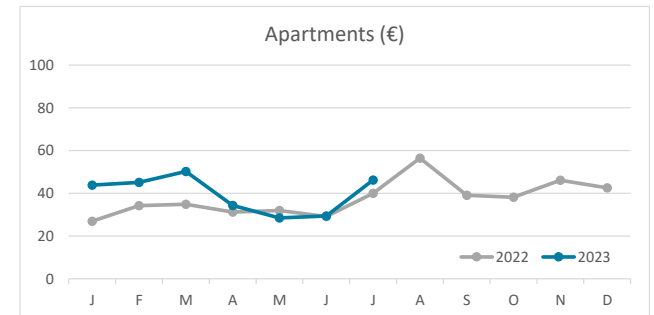
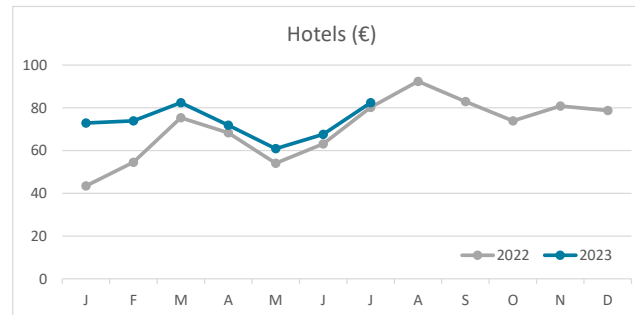
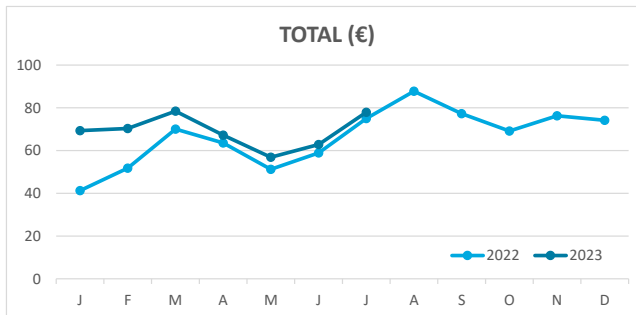
OCCUPANCY RATE PER ROOM / APARTMENT



ADR (Average Daily Rate)



REVPAR (Revenue Per Available Room)



Note: "Guests indicator" refers to number of guests checking in as new arrivals.
Source: Encuestas de Alojamiento Turístico (ISTAC)