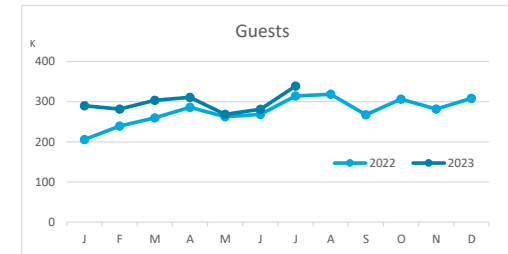


Main tourist accommodation indicators GRAN CANARIA (January - July 2023)



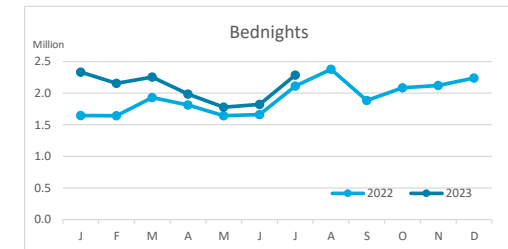
GUESTS BY ACCOMMODATION TYPE (*)

	Breakdown by accommodation type											
	TOTAL				Hotels				Apartments			
	Abroad	Mainland	Canary Islands	Total	Abroad	Mainland	Canary Islands	Total	Abroad	Mainland	Canary Islands	Total
Jan - Jul 22	1,331,420	204,707	298,691	1,834,818	1,046,622	185,549	203,669	1,435,840	284,798	19,158	95,022	398,978
Jan - Jul 23	1,562,910	199,560	310,940	2,073,410	1,208,764	174,626	210,126	1,593,516	354,146	24,934	100,814	479,894
Change	231,490	-5,147	12,249	238,592	162,142	-10,923	6,457	157,676	69,348	5,776	5,792	80,916
Change, %	17.4%	-2.5%	4.1%	13.0%	15.5%	-5.9%	3.2%	11.0%	24.3%	30.1%	6.1%	20.3%



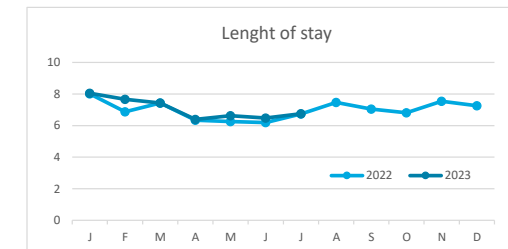
BEDNIGHTS

	Breakdown by accommodation type											
	TOTAL				Hotels				Apartments			
	Abroad	Mainland	Canary Islands	Total	Abroad	Mainland	Canary Islands	Total	Abroad	Mainland	Canary Islands	Total
Jan - Jul 22	10,669,943	842,006	938,186	12,450,135	7,900,811	747,377	541,272	9,189,460	2,769,132	94,629	396,914	3,260,675
Jan - Jul 23	12,780,822	808,165	1,025,416	14,614,403	9,202,758	693,761	612,316	10,508,835	3,578,064	114,404	413,100	4,105,568
Change	2,110,879	-33,841	87,230	2,164,268	1,301,947	-53,616	71,044	1,319,375	808,932	19,775	16,186	844,893
Change, %	19.8%	-4.0%	9.3%	17.4%	16.5%	-7.2%	13.1%	14.4%	29.2%	20.9%	4.1%	25.9%

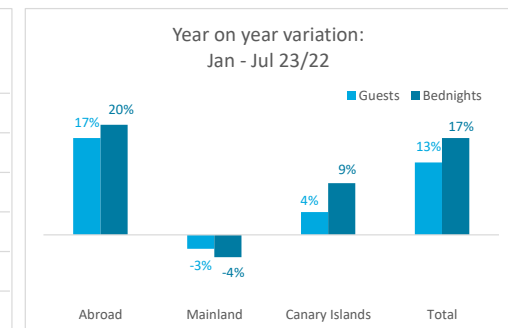
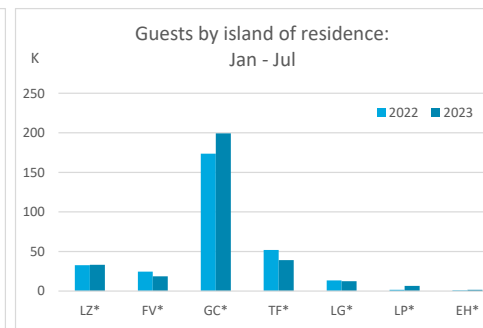
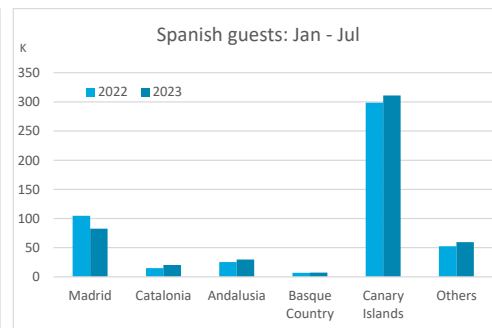
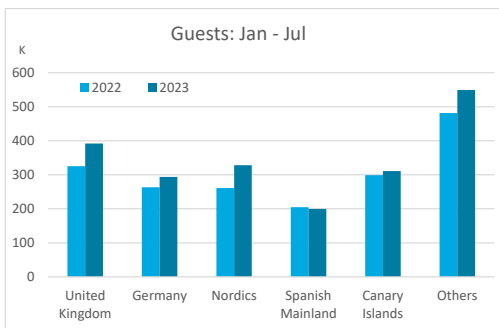


LENGHT OF STAY

	Breakdown by accommodation type											
	TOTAL				Hotels				Apartments			
	Abroad	Mainland	Canary Islands	Total	Abroad	Mainland	Canary Islands	Total	Abroad	Mainland	Canary Islands	Total
Jan - Jul 22	8.0	4.1	3.1	6.8	7.5	4.0	2.7	6.4	9.7	4.9	4.2	8.2
Jan - Jul 23	8.2	4.0	3.3	7.0	7.6	4.0	2.9	6.6	10.1	4.6	4.1	8.6
Change	0.2	-0.1	0.2	0.3	0.1	-0.1	0.3	0.2	0.4	-0.4	-0.1	0.4



GUESTS AND BEDNIGHTS BY PLACE OF RESIDENCE

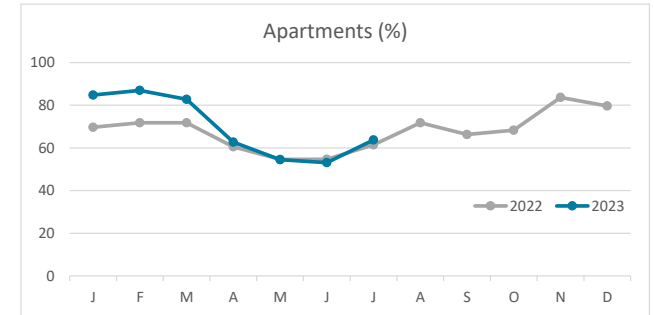
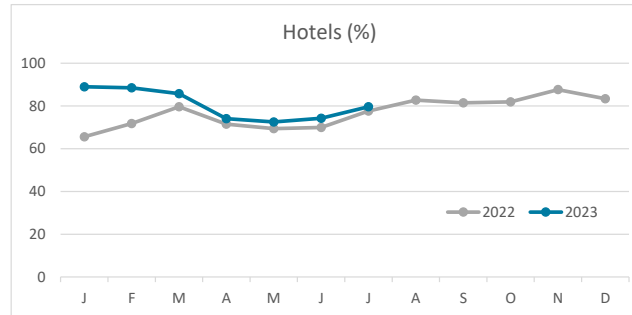
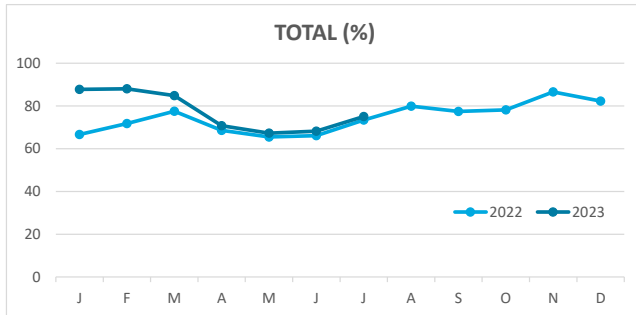


Note: LZ* (Lanzarote), FV* (Fuerteventura), GC* (Gran Canaria), TF* (Tenerife), LG* (La Gomera), LP* (La Palma) and EH* (El Hierro).

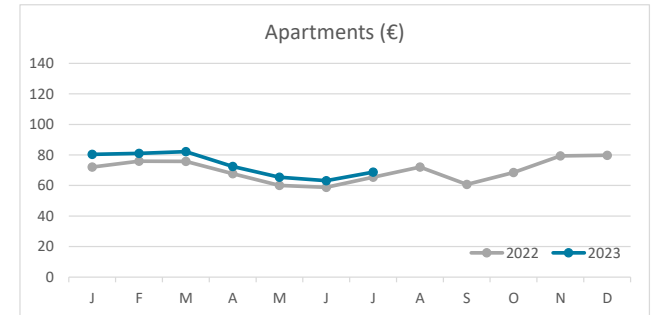
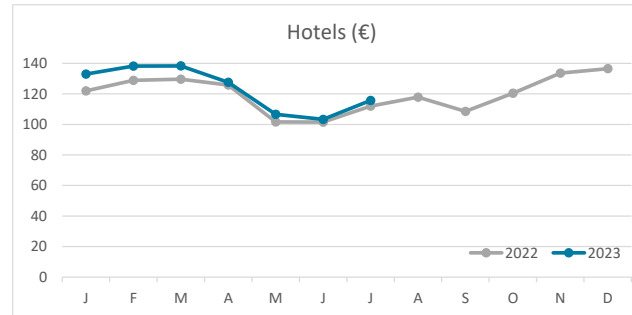
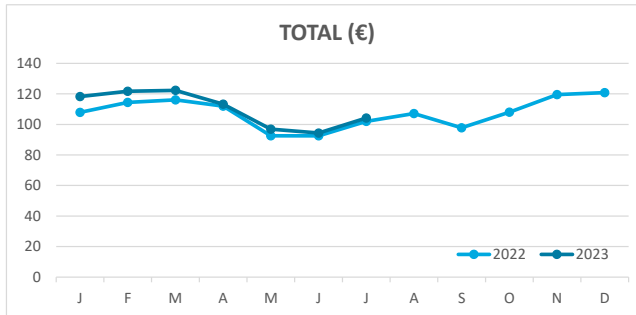
Main tourist accommodation indicators GRAN CANARIA (January - July 2023)



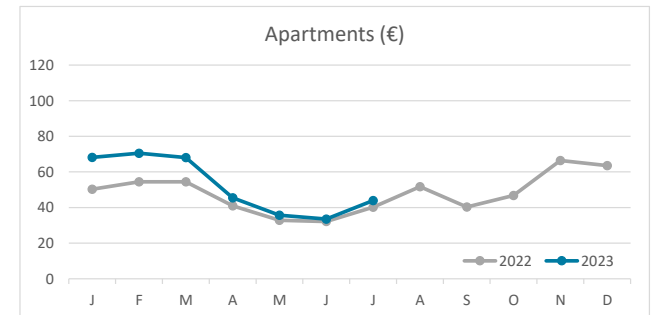
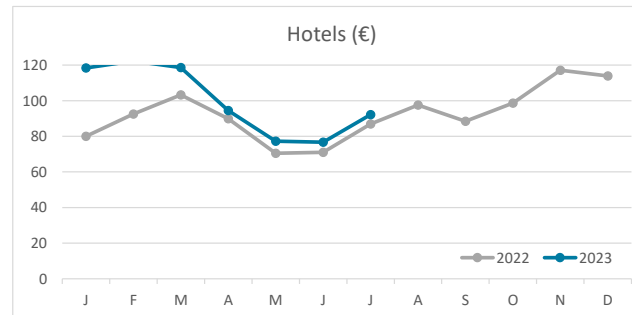
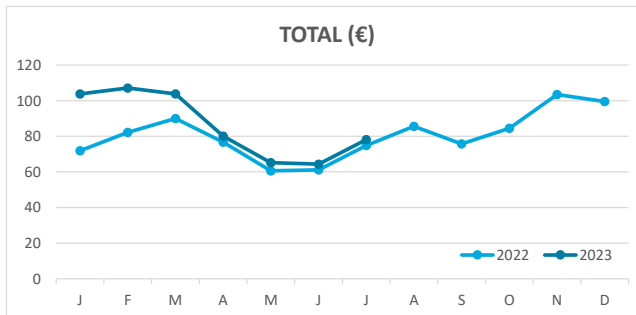
OCCUPANCY RATE PER ROOM / APARTMENT



ADR (Average Daily Rate)



REVPAR (Revenue Per Available Room)



Note: "Guests indicator" refers to number of guests checking in as new arrivals.
Source: Encuestas de Alojamiento Turístico (ISTAC)