

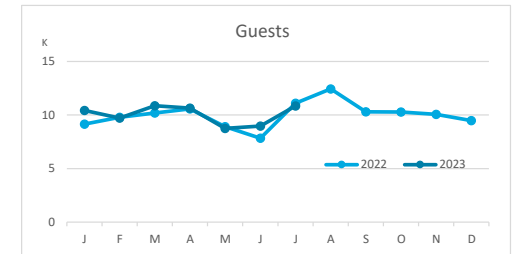
Main tourist accommodation indicators

LA GOMERA (January - July 2023)



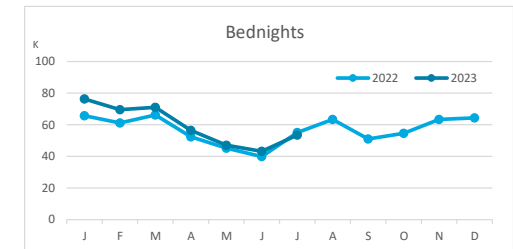
GUESTS BY ACCOMMODATION TYPE (*)

	Breakdown by accommodation type											
	TOTAL				Hotels				Apartments			
	Abroad	Mainland	Canary Islands	Total	Abroad	Mainland	Canary Islands	Total	Abroad	Mainland	Canary Islands	Total
Jan - Jul 22	38,735	2,746	26,085	67,566	24,930	2,048	17,326	44,304	13,805	698	8,759	23,262
Jan - Jul 23	40,632	2,583	27,009	70,224	26,951	2,016	18,750	47,717	13,681	567	8,259	22,507
Change	1,897	-163	924	2,658	2,021	-32	1,424	3,413	-124	-131	-500	-755
Change, %	4.9%	-5.9%	3.5%	3.9%	8.1%	-1.6%	8.2%	7.7%	-0.9%	-18.8%	-5.7%	-3.2%



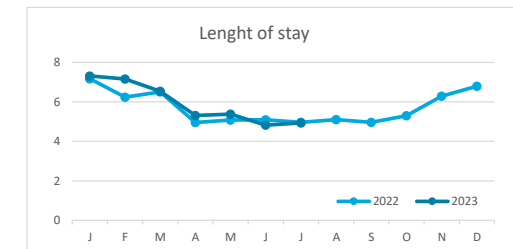
BEDNIGHTS

	Breakdown by accommodation type											
	TOTAL				Hotels				Apartments			
	Abroad	Mainland	Canary Islands	Total	Abroad	Mainland	Canary Islands	Total	Abroad	Mainland	Canary Islands	Total
Jan - Jul 22	305,953	9,265	70,568	385,786	163,050	6,673	40,000	209,723	142,903	2,592	30,568	176,063
Jan - Jul 23	326,565	8,727	81,938	417,230	176,687	6,975	47,016	230,678	149,878	1,752	34,922	186,552
Change	20,612	-538	11,370	31,444	13,637	302	7,016	20,955	6,975	-840	4,354	10,489
Change, %	6.7%	-5.8%	16.1%	8.2%	8.4%	4.5%	17.5%	10.0%	4.9%	-32.4%	14.2%	6.0%

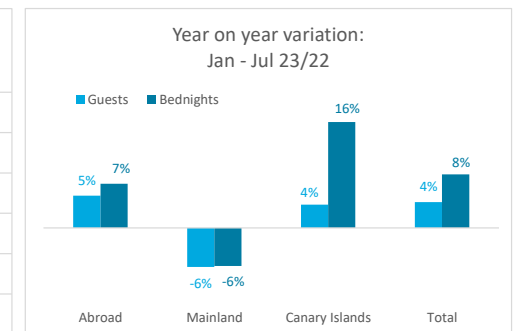
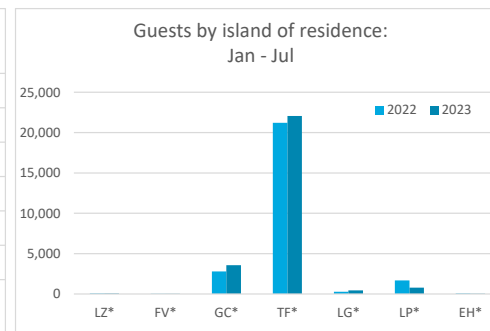
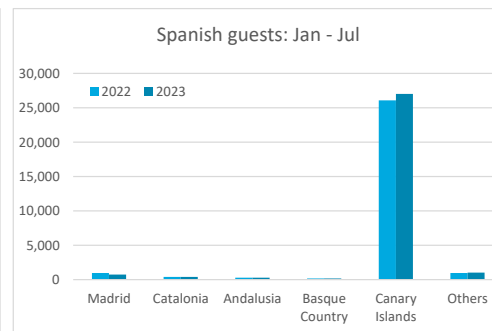
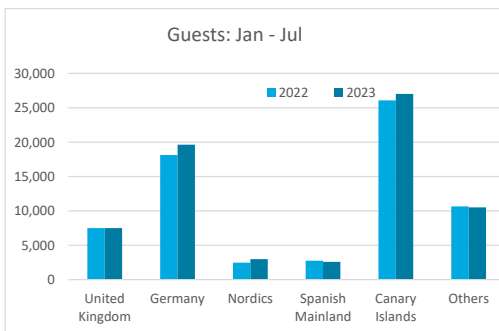


LENGHT OF STAY

	Breakdown by accommodation type											
	TOTAL				Hotels				Apartments			
	Abroad	Mainland	Canary Islands	Total	Abroad	Mainland	Canary Islands	Total	Abroad	Mainland	Canary Islands	Total
Jan - Jul 22	7.9	3.4	2.7	5.7	6.5	3.3	2.3	4.7	10.4	3.7	3.5	7.6
Jan - Jul 23	8.0	3.4	3.0	5.9	6.6	3.5	2.5	4.8	11.0	3.1	4.2	8.3
Change	0.1	0.0	0.3	0.2	0.0	0.2	0.2	0.1	0.6	-0.6	0.7	0.7



GUESTS AND BEDNIGHTS BY PLACE OF RESIDENCE

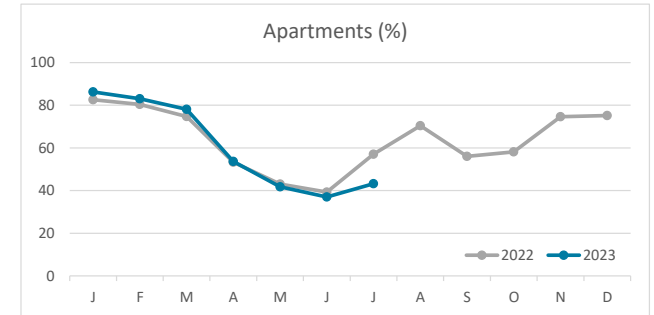
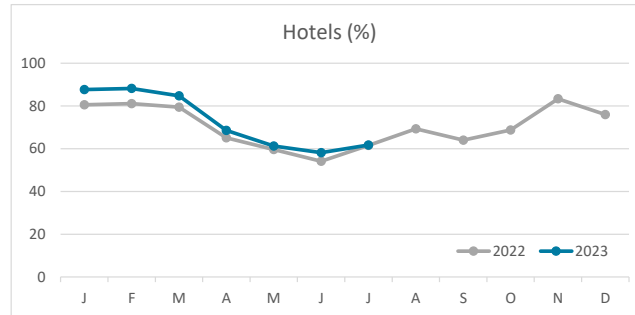
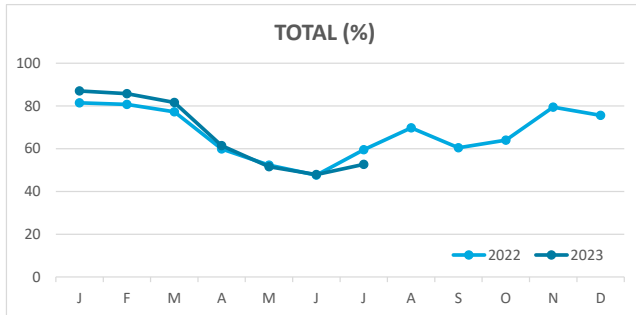


Note: LZ* (Lanzarote), FV* (Fuerteventura), GC* (Gran Canaria), TF* (Tenerife), LG* (La Gomera), LP* (La Palma) and EH* (El Hierro).

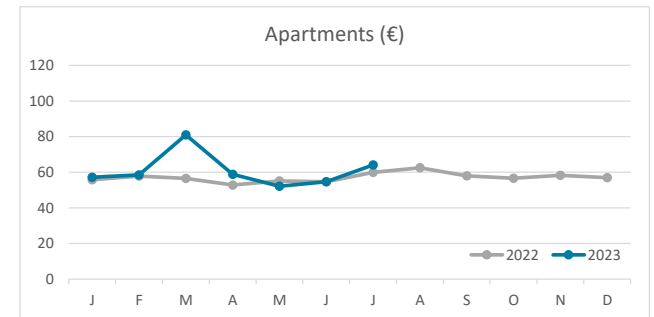
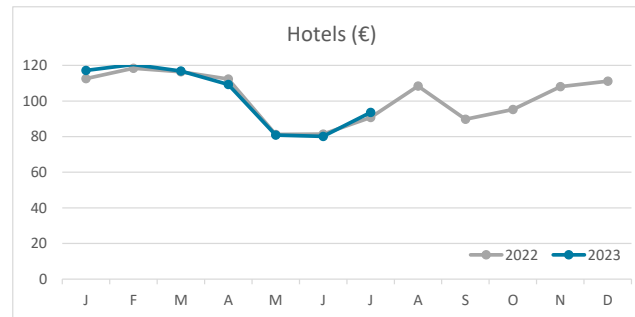
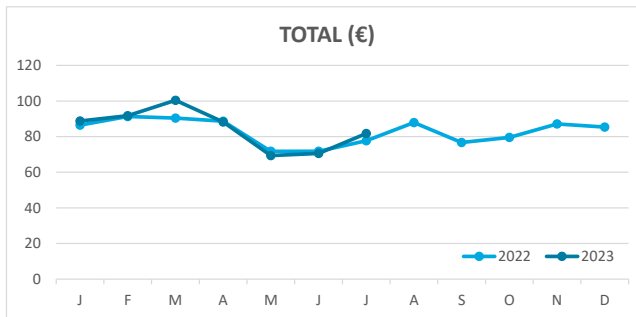
Main tourist accommodation indicators LA GOMERA (January - July 2023)



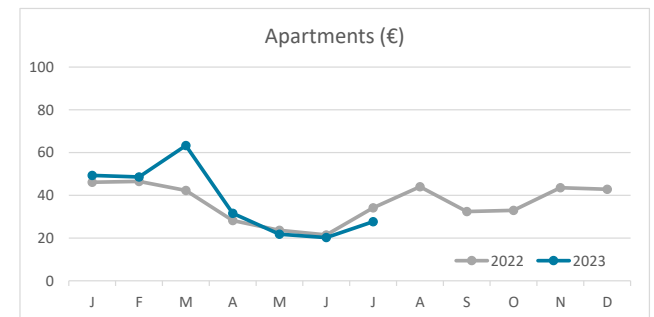
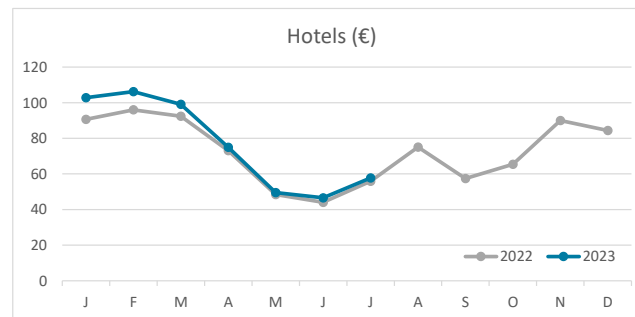
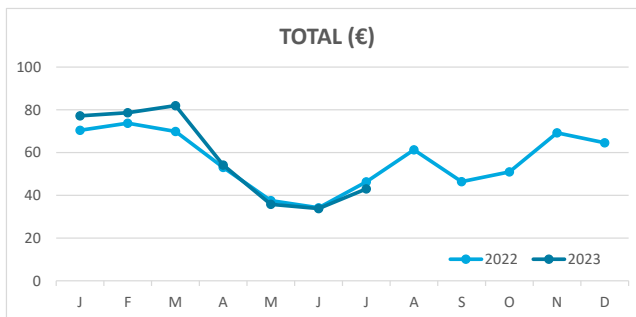
OCCUPANCY RATE PER ROOM / APARTMENT



ADR (Average Daily Rate)



REVPAR (Revenue Per Available Room)



Note: "Guests indicator" refers to number of guests checking in as new arrivals.
Source: Encuestas de Alojamiento Turístico (ISTAC)