

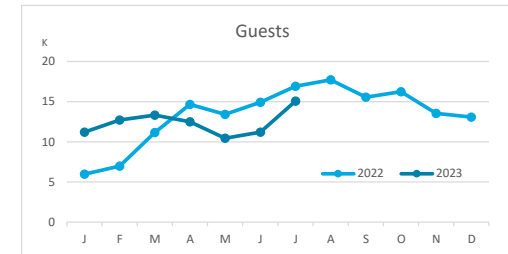
# Main tourist accommodation indicators

## LA PALMA (January - July 2023)



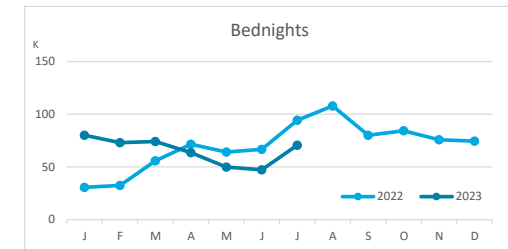
### GUESTS BY ACCOMMODATION TYPE (\*)

	Breakdown by accommodation type											
	TOTAL				Hotels				Apartments			
	Abroad	Mainland	Canary Islands	Total	Abroad	Mainland	Canary Islands	Total	Abroad	Mainland	Canary Islands	Total
Jan - Jul 22	30,108	33,274	20,645	<b>84,027</b>	19,951	25,409	10,923	<b>56,283</b>	10,157	7,865	9,722	<b>27,744</b>
Jan - Jul 23	40,366	24,945	21,125	<b>86,436</b>	30,343	22,043	11,790	<b>64,176</b>	10,023	2,902	9,335	<b>22,260</b>
Change	10,258	-8,329	480	<b>2,409</b>	10,392	-3,366	867	<b>7,893</b>	-134	-4,963	-387	<b>-5,484</b>
Change, %	34.1%	-25.0%	2.3%	<b>2.9%</b>	52.1%	-13.2%	7.9%	<b>14.0%</b>	-1.3%	-63.1%	-4.0%	<b>-19.8%</b>



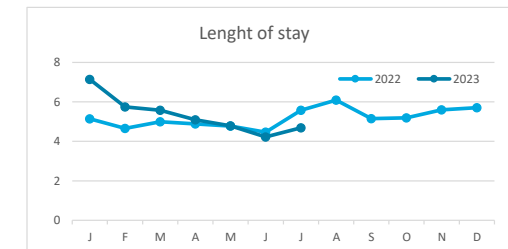
### BEDNIGHTS

	Breakdown by accommodation type											
	TOTAL				Hotels				Apartments			
	Abroad	Mainland	Canary Islands	Total	Abroad	Mainland	Canary Islands	Total	Abroad	Mainland	Canary Islands	Total
Jan - Jul 22	197,005	139,004	79,615	<b>415,624</b>	124,083	102,663	43,504	<b>270,250</b>	72,922	36,341	36,111	<b>145,374</b>
Jan - Jul 23	292,416	95,572	70,827	<b>458,815</b>	198,023	80,258	36,773	<b>315,054</b>	94,393	15,314	34,054	<b>143,761</b>
Change	95,411	-43,432	-8,788	<b>43,191</b>	73,940	-22,405	-6,731	<b>44,804</b>	21,471	-21,027	-2,057	<b>-1,613</b>
Change, %	48.4%	-31.2%	-11.0%	<b>10.4%</b>	59.6%	-21.8%	-15.5%	<b>16.6%</b>	29.4%	-57.9%	-5.7%	<b>-1.1%</b>

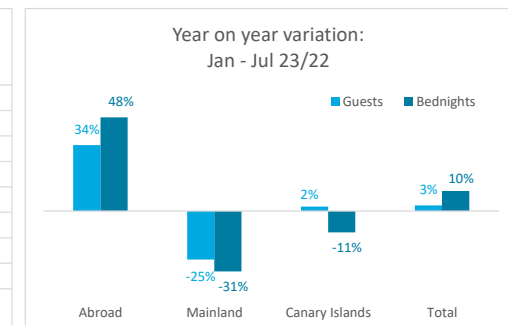
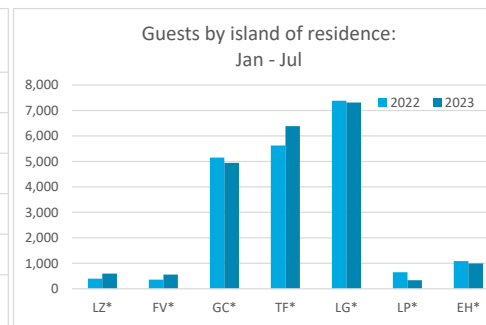
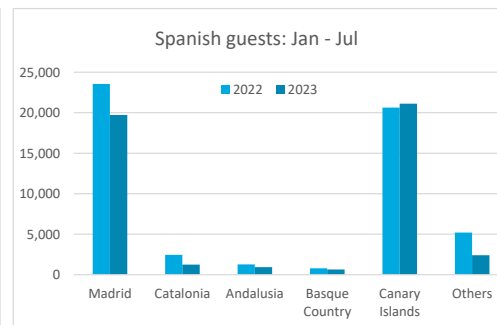
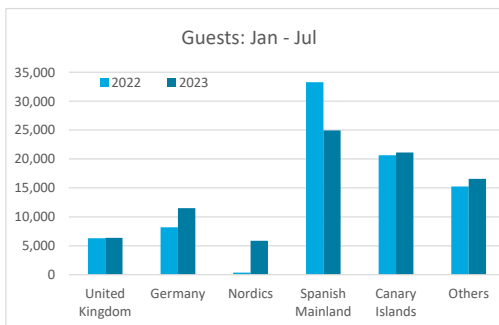


### LENGTH OF STAY

	Breakdown by accommodation type											
	TOTAL				Hotels				Apartments			
	Abroad	Mainland	Canary Islands	Total	Abroad	Mainland	Canary Islands	Total	Abroad	Mainland	Canary Islands	Total
Jan - Jul 22	6.5	4.2	3.9	<b>4.9</b>	6.2	4.0	4.0	<b>4.8</b>	7.2	4.6	3.7	<b>5.2</b>
Jan - Jul 23	7.2	3.8	3.4	<b>5.3</b>	6.5	3.6	3.1	<b>4.9</b>	9.4	5.3	3.6	<b>6.5</b>
Change	0.7	-0.3	-0.5	<b>0.4</b>	0.3	-0.4	-0.9	<b>0.1</b>	2.2	0.7	-0.1	<b>1.2</b>



### GUESTS AND BEDNIGHTS BY PLACE OF RESIDENCE



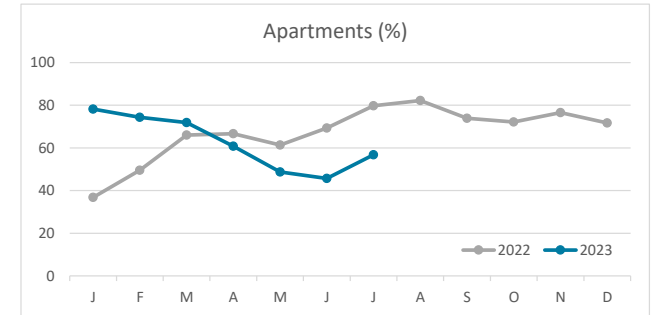
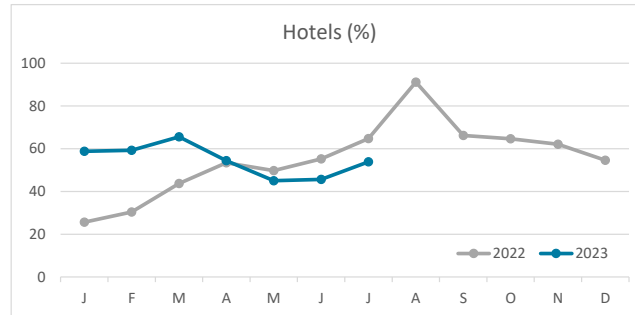
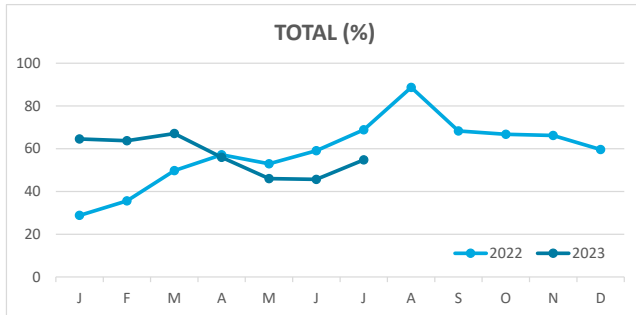
Note: LZ\* (Lanzarote), FV\* (Fuerteventura), GC\* (Gran Canaria), TF\* (Tenerife), LG\* (La Gomera), LP\* (La Palma) and EH\* (El Hierro).

# Main tourist accommodation indicators

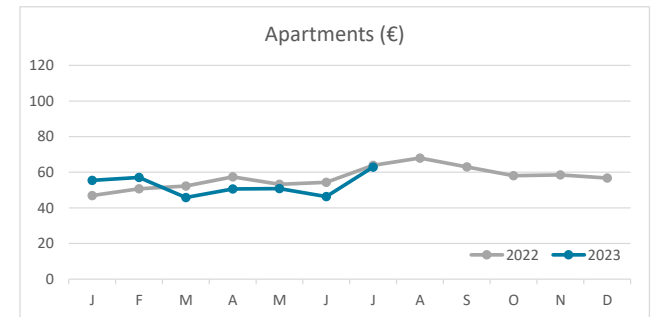
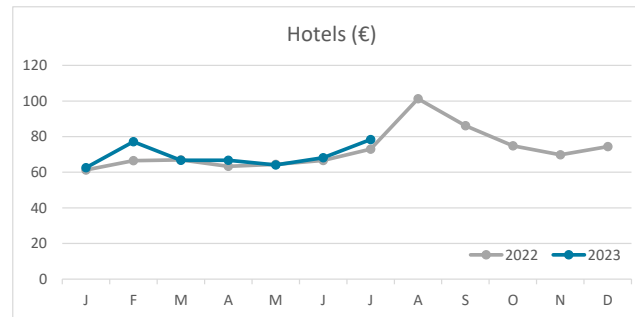
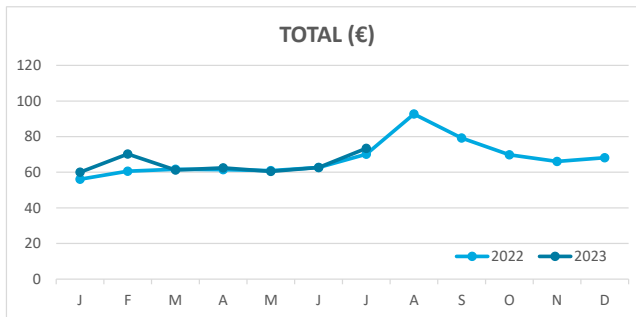
## LA PALMA (January - July 2023)



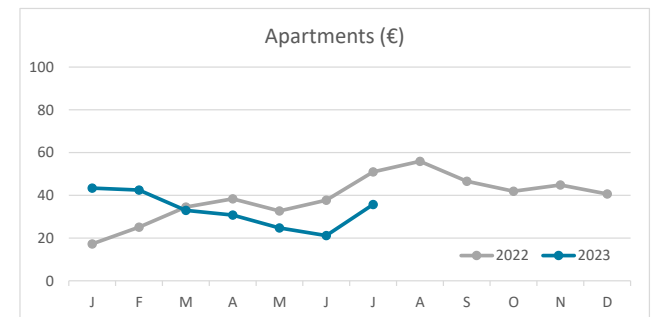
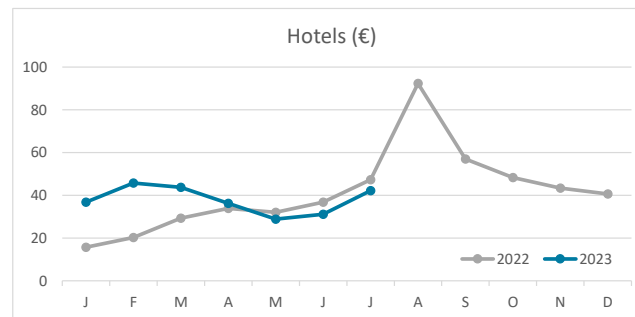
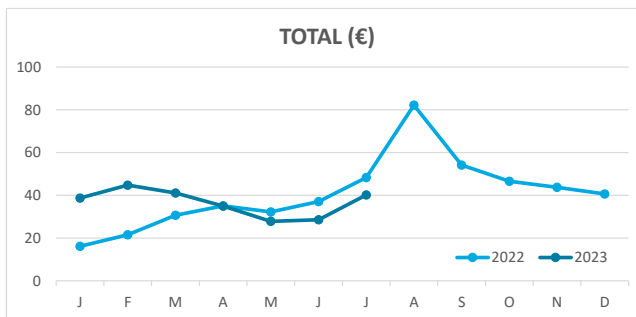
### OCCUPANCY RATE PER ROOM / APARTMENT



### ADR (Average Daily Rate)



### REVPAR (Revenue Per Available Room)



Note: "Guests indicator" refers to number of guests checking in as new arrivals.  
 Source: Encuestas de Alojamiento Turístico (ISTAC)