

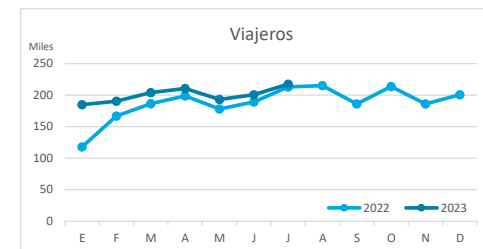
# Principales indicadores de alojamiento turístico

## LANZAROTE (hasta julio de 2023)



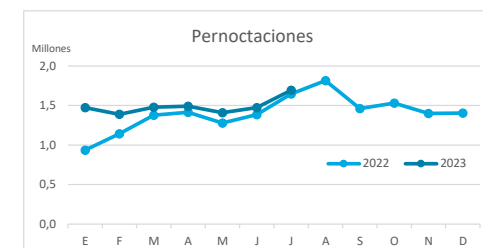
### VIAJEROS EN ALOJAMIENTO TURÍSTICO

|           | TOTAL       |              |               |                  | Detalle según tipo de alojamiento |              |               |                |               |              |              |                |
|-----------|-------------|--------------|---------------|------------------|-----------------------------------|--------------|---------------|----------------|---------------|--------------|--------------|----------------|
|           |             |              |               |                  | Hotelero                          |              |               |                | Extrahotelero |              |              |                |
|           | Extranjeros | Peninsulares | Canarios      | Total            | Extranjeros                       | Peninsulares | Canarios      | Total          | Extranjeros   | Peninsulares | Canarios     | Total          |
| ene-jul22 | 1.052.324   | 134.829      | 62.835        | <b>1.249.988</b> | 748.361                           | 110.468      | 38.836        | <b>897.665</b> | 303.963       | 24.361       | 23.999       | <b>352.323</b> |
| ene-jul23 | 1.198.386   | 145.431      | 57.480        | <b>1.401.297</b> | 846.693                           | 117.703      | 34.248        | <b>998.644</b> | 351.693       | 27.728       | 23.232       | <b>402.653</b> |
| Dif       | 146.062     | 10.602       | <b>-5.355</b> | <b>151.309</b>   | 98.332                            | 7.235        | <b>-4.588</b> | <b>100.979</b> | 47.730        | 3.367        | <b>-767</b>  | <b>50.330</b>  |
| Dif, %    | 13,9%       | 7,9%         | <b>-8,5%</b>  | <b>12,1%</b>     | 13,1%                             | 6,5%         | <b>-11,8%</b> | <b>11,2%</b>   | 15,7%         | 13,8%        | <b>-3,2%</b> | <b>14,3%</b>   |



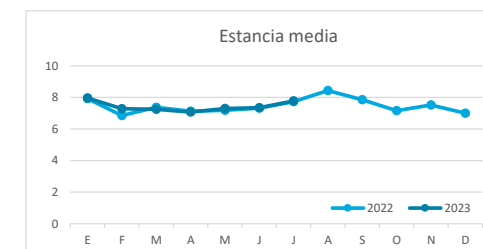
### PERNOCTACIONES

|           | TOTAL       |              |                |                   | Detalle según tipo de alojamiento |              |                |                  |               |              |                |                  |
|-----------|-------------|--------------|----------------|-------------------|-----------------------------------|--------------|----------------|------------------|---------------|--------------|----------------|------------------|
|           |             |              |                |                   | Hotelero                          |              |                |                  | Extrahotelero |              |                |                  |
|           | Extranjeros | Peninsulares | Canarios       | Total             | Extranjeros                       | Peninsulares | Canarios       | Total            | Extranjeros   | Peninsulares | Canarios       | Total            |
| ene-jul22 | 8.197.380   | 717.614      | 265.501        | <b>9.180.495</b>  | 5.603.310                         | 557.886      | 142.178        | <b>6.303.374</b> | 2.594.070     | 159.728      | 123.323        | <b>2.877.121</b> |
| ene-jul23 | 9.421.991   | 768.932      | 216.141        | <b>10.407.064</b> | 6.347.083                         | 578.841      | 107.476        | <b>7.033.400</b> | 3.074.908     | 190.091      | 108.665        | <b>3.373.664</b> |
| Dif       | 1.224.611   | 51.318       | <b>-49.360</b> | <b>1.226.569</b>  | 743.773                           | 20.955       | <b>-34.702</b> | <b>730.026</b>   | 480.838       | 30.363       | <b>-14.658</b> | <b>496.543</b>   |
| Dif, %    | 14,9%       | 7,2%         | <b>-18,6%</b>  | <b>13,4%</b>      | 13,3%                             | 3,8%         | <b>-24,4%</b>  | <b>11,6%</b>     | 18,5%         | 19,0%        | <b>-11,9%</b>  | <b>17,3%</b>     |

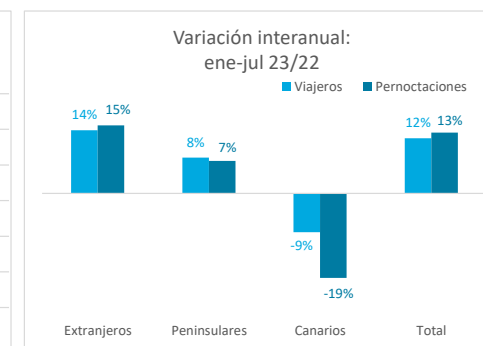
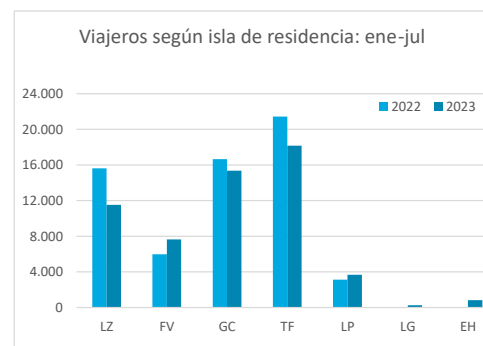
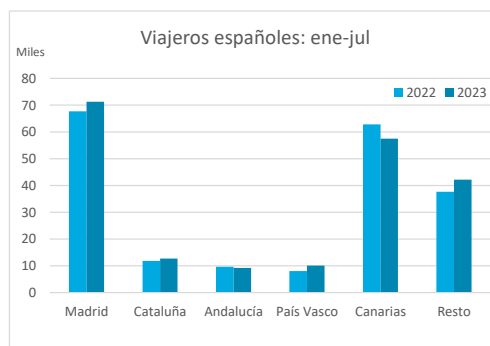
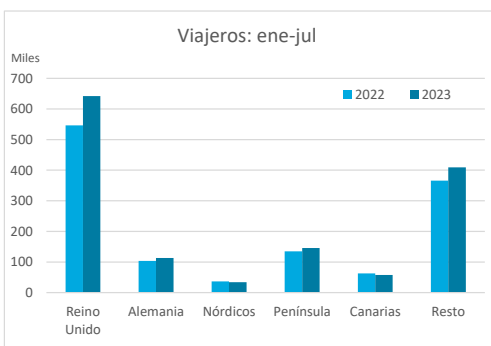


### ESTANCIA MEDIA

|           | TOTAL       |              |             |            | Detalle según tipo de alojamiento |              |             |            |               |              |             |            |
|-----------|-------------|--------------|-------------|------------|-----------------------------------|--------------|-------------|------------|---------------|--------------|-------------|------------|
|           |             |              |             |            | Hotelero                          |              |             |            | Extrahotelero |              |             |            |
|           | Extranjeros | Peninsulares | Canarios    | Total      | Extranjeros                       | Peninsulares | Canarios    | Total      | Extranjeros   | Peninsulares | Canarios    | Total      |
| ene-jul22 | 7,8         | 5,3          | 4,2         | <b>7,3</b> | 7,5                               | 5,1          | 3,7         | <b>7,0</b> | 8,5           | 6,6          | 5,1         | <b>8,2</b> |
| ene-jul23 | 7,9         | 5,3          | 3,8         | <b>7,4</b> | 7,5                               | 4,9          | 3,1         | <b>7,0</b> | 8,7           | 6,9          | 4,7         | <b>8,4</b> |
| Dif       | 0,1         | 0,0          | <b>-0,5</b> | <b>0,1</b> | 0,0                               | <b>-0,1</b>  | <b>-0,5</b> | <b>0,0</b> | 0,2           | 0,3          | <b>-0,5</b> | <b>0,2</b> |

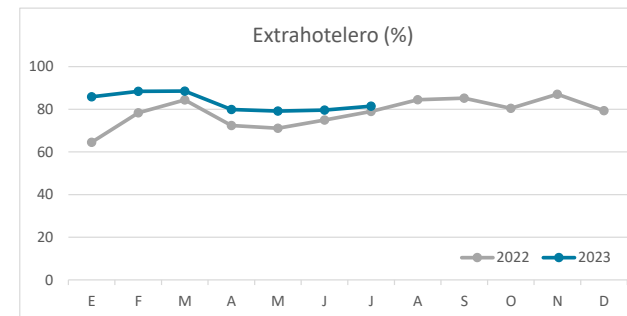
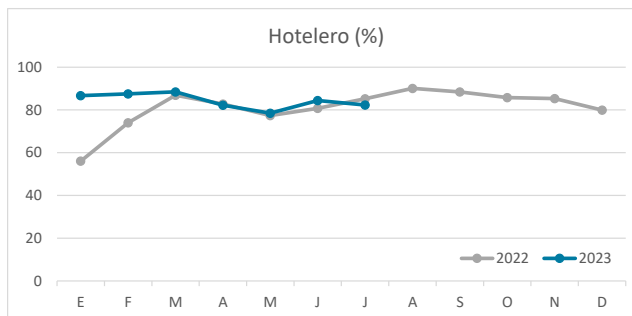
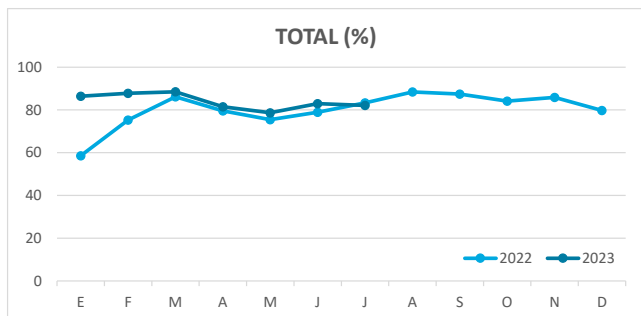


### DETALLE VIAJEROS Y PERNOCTACIONES SEGÚN LUGAR DE RESIDENCIA

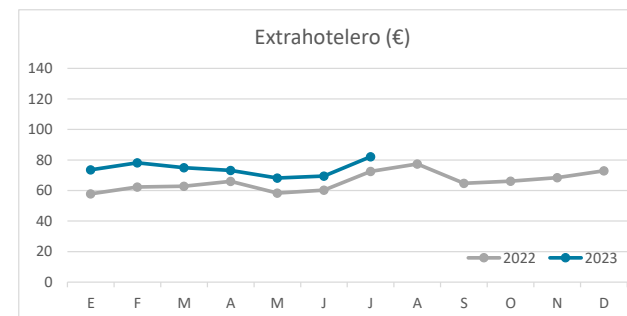
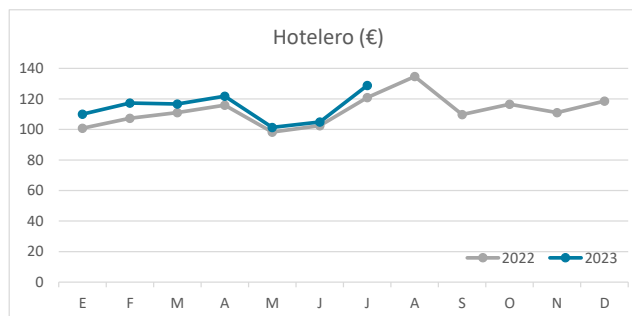
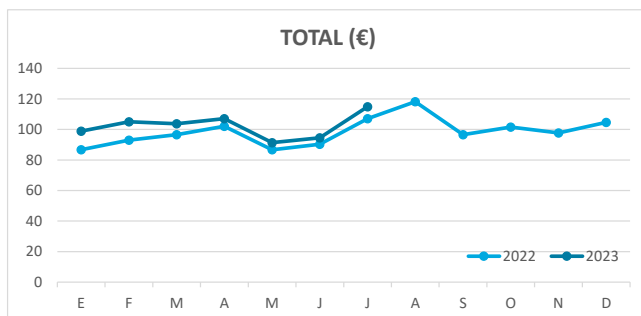


# Principales indicadores de alojamiento turístico LANZAROTE (hasta julio de 2023)

## ÍNDICE DE OCUPACIÓN POR HABITACIÓN / APARTAMENTO



## ADR (tarifa media diaria)



## REVPAR (ingreso por habitación/apartamento disponible)

