

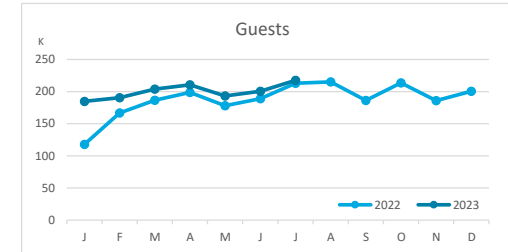
Main tourist accommodation indicators

LANZAROTE (January - July 2023)



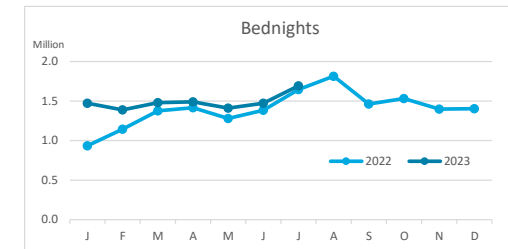
GUESTS BY ACCOMMODATION TYPE (*)

	Breakdown by accommodation type											
	TOTAL				Hotels				Apartments			
	Abroad	Mainland	Canary Islands	Total	Abroad	Mainland	Canary Islands	Total	Abroad	Mainland	Canary Islands	Total
Jan - Jul 22	1,052,324	134,829	62,835	1,249,988	748,361	110,468	38,836	897,665	303,963	24,361	23,999	352,323
Jan - Jul 23	1,198,386	145,431	57,480	1,401,297	846,693	117,703	34,248	998,644	351,693	27,728	23,232	402,653
Change	146,062	10,602	-5,355	151,309	98,332	7,235	-4,588	100,979	47,730	3,367	-767	50,330
Change, %	13.9%	7.9%	-8.5%	12.1%	13.1%	6.5%	-11.8%	11.2%	15.7%	13.8%	-3.2%	14.3%



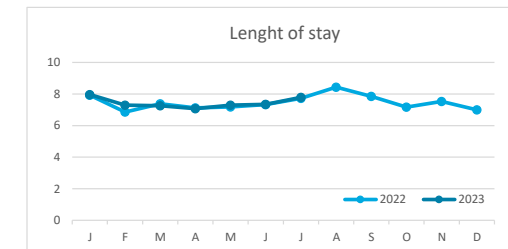
BEDNIGHTS

	Breakdown by accommodation type											
	TOTAL				Hotels				Apartments			
	Abroad	Mainland	Canary Islands	Total	Abroad	Mainland	Canary Islands	Total	Abroad	Mainland	Canary Islands	Total
Jan - Jul 22	8,197,380	717,614	265,501	9,180,495	5,603,310	557,886	142,178	6,303,374	2,594,070	159,728	123,323	2,877,121
Jan - Jul 23	9,421,991	768,932	216,141	10,407,064	6,347,083	578,841	107,476	7,033,400	3,074,908	190,091	108,665	3,373,664
Change	1,224,611	51,318	-49,360	1,226,569	743,773	20,955	-34,702	730,026	480,838	30,363	-14,658	496,543
Change, %	14.9%	7.2%	-18.6%	13.4%	13.3%	3.8%	-24.4%	11.6%	18.5%	19.0%	-11.9%	17.3%

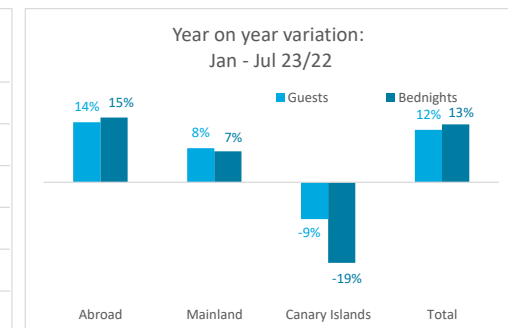
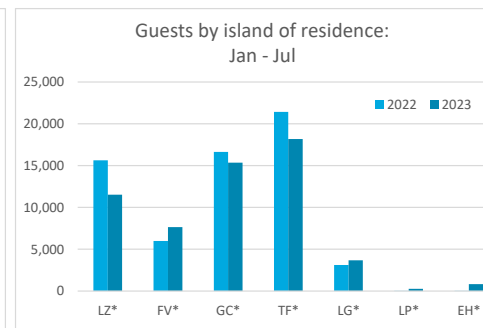
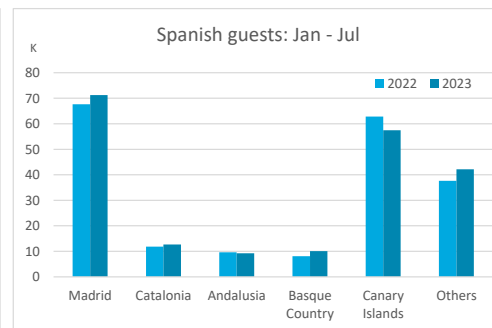
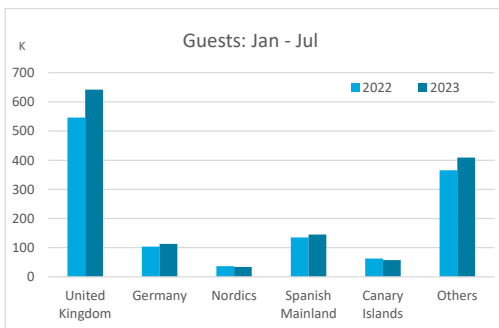


LENGTH OF STAY

	Breakdown by accommodation type											
	TOTAL				Hotels				Apartments			
	Abroad	Mainland	Canary Islands	Total	Abroad	Mainland	Canary Islands	Total	Abroad	Mainland	Canary Islands	Total
Jan - Jul 22	7.8	5.3	4.2	7.3	7.5	5.1	3.7	7.0	8.5	6.6	5.1	8.2
Jan - Jul 23	7.9	5.3	3.8	7.4	7.5	4.9	3.1	7.0	8.7	6.9	4.7	8.4
Change	0.1	0.0	-0.5	0.1	0.0	-0.1	-0.5	0.0	0.2	0.3	-0.5	0.2



GUESTS AND BEDNIGHTS BY PLACE OF RESIDENCE



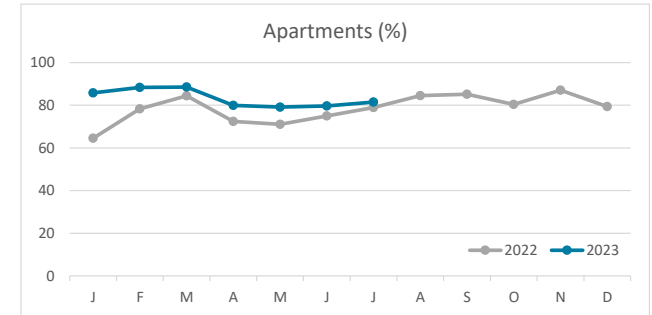
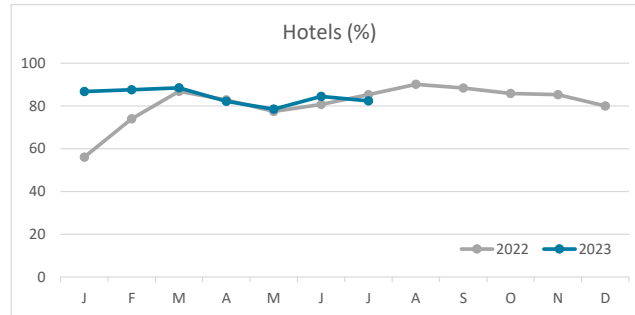
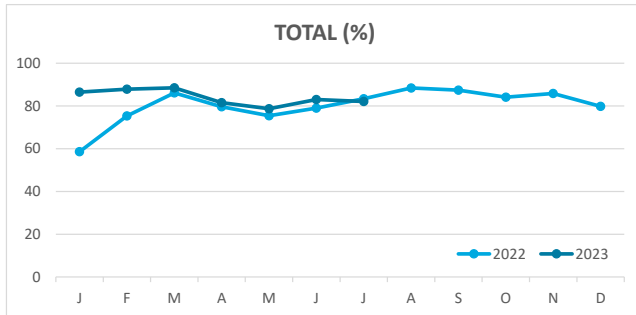
Note: LZ* (Lanzarote), FV* (Fuerteventura), GC* (Gran Canaria), TF* (Tenerife), LG* (La Gomera), LP* (La Palma) and EH* (El Hierro).

Main tourist accommodation indicators

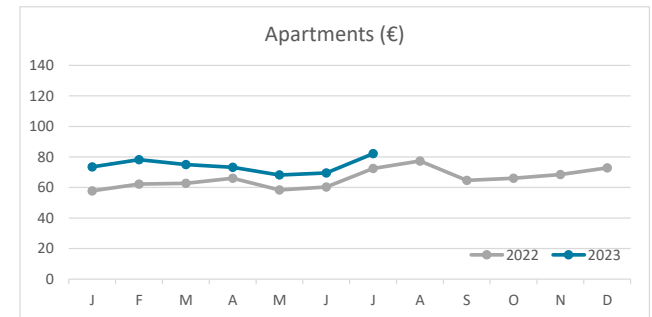
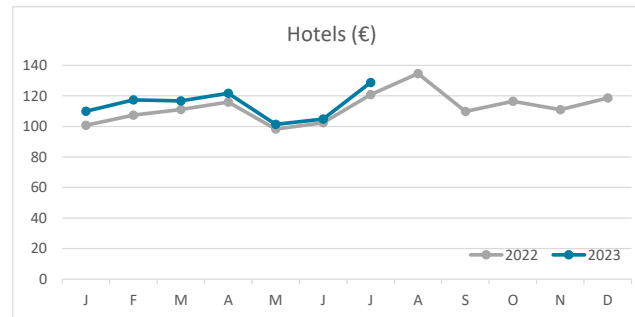
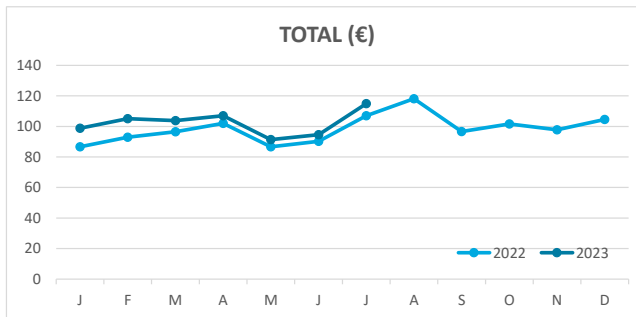
LANZAROTE (January - July 2023)



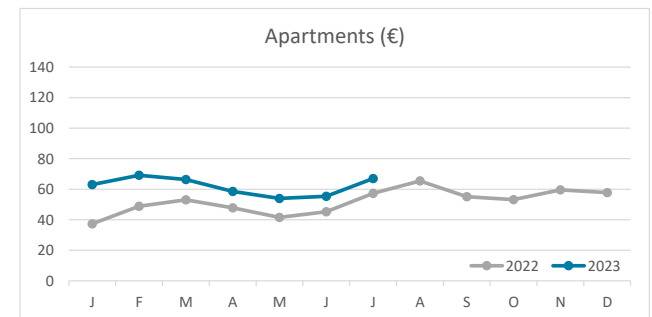
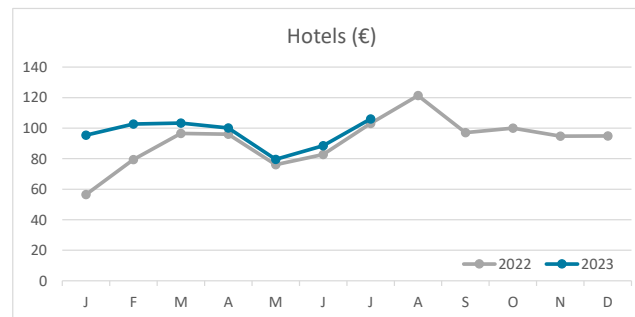
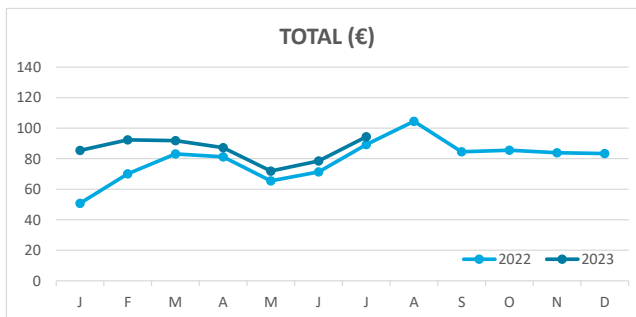
OCCUPANCY RATE PER ROOM / APARTMENT



ADR (Average Daily Rate)



REVPAR (Revenue Per Available Room)



Note: "Guests indicator" refers to number of guests checking in as new arrivals.
 Source: Encuestas de Alojamiento Turístico (ISTAC)