

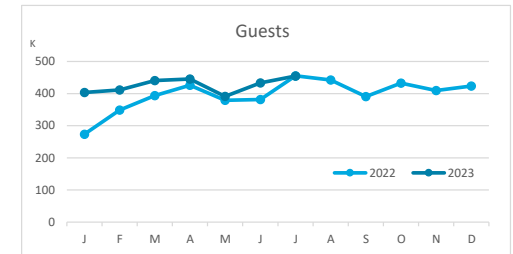
Main tourist accommodation indicators

TENERIFE (January - July 2023)



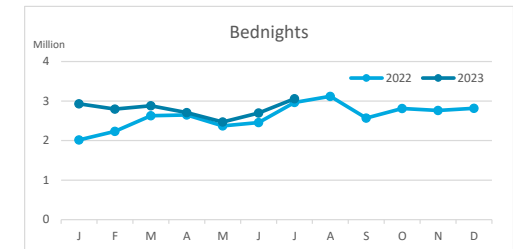
GUESTS BY ACCOMMODATION TYPE (*)

	Breakdown by accommodation type											
	TOTAL				Hotels				Apartments			
	Abroad	Mainland	Canary Islands	Total	Abroad	Mainland	Canary Islands	Total	Abroad	Mainland	Canary Islands	Total
Jan - Jul 22	2,076,157	329,527	253,134	2,658,818	1,617,617	293,583	199,899	2,111,099	458,540	35,944	53,235	547,719
Jan - Jul 23	2,365,191	356,761	258,335	2,980,287	1,830,720	316,484	206,214	2,353,418	534,471	40,277	52,121	626,869
Change	289,034	27,234	5,201	321,469	213,103	22,901	6,315	242,319	75,931	4,333	-1,114	79,150
Change, %	13.9%	8.3%	2.1%	12.1%	13.2%	7.8%	3.2%	11.5%	16.6%	12.1%	-2.1%	14.5%



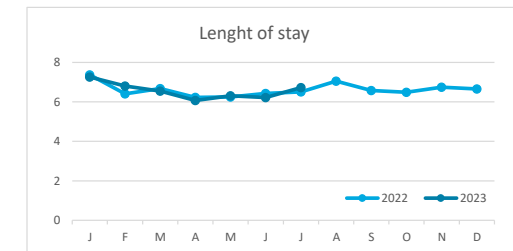
BEDNIGHTS

	Breakdown by accommodation type											
	TOTAL				Hotels				Apartments			
	Abroad	Mainland	Canary Islands	Total	Abroad	Mainland	Canary Islands	Total	Abroad	Mainland	Canary Islands	Total
Jan - Jul 22	15,033,125	1,602,850	688,568	17,324,543	11,395,234	1,410,808	511,417	13,317,459	3,637,891	192,042	177,151	4,007,084
Jan - Jul 23	17,105,347	1,676,408	761,851	19,543,606	12,858,782	1,472,386	578,667	14,909,835	4,246,565	204,022	183,184	4,633,771
Change	2,072,222	73,558	73,283	2,219,063	1,463,548	61,578	67,250	1,592,376	608,674	11,980	6,033	626,687
Change, %	13.8%	4.6%	10.6%	12.8%	12.8%	4.4%	13.1%	12.0%	16.7%	6.2%	3.4%	15.6%

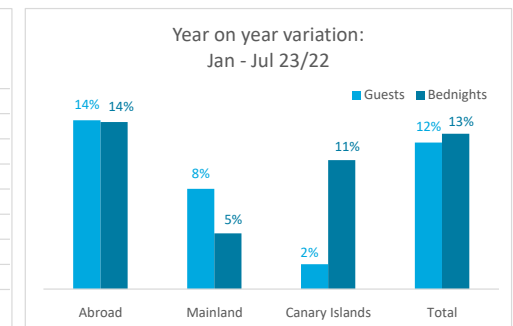
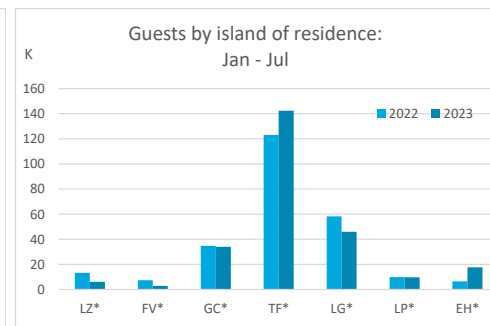
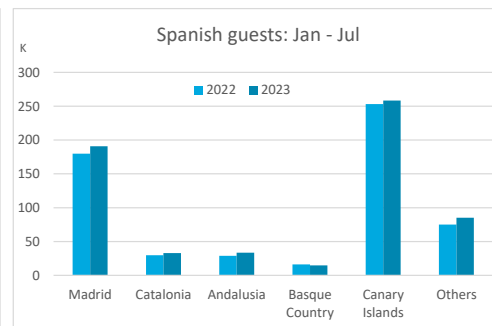
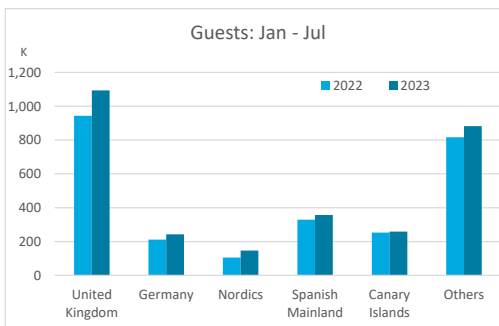


LENGHT OF STAY

	Breakdown by accommodation type											
	TOTAL				Hotels				Apartments			
	Abroad	Mainland	Canary Islands	Total	Abroad	Mainland	Canary Islands	Total	Abroad	Mainland	Canary Islands	Total
Jan - Jul 22	7.2	4.9	2.7	6.5	7.0	4.8	2.6	6.3	7.9	5.3	3.3	7.3
Jan - Jul 23	7.2	4.7	2.9	6.6	7.0	4.7	2.8	6.3	7.9	5.1	3.5	7.4
Change	0.0	-0.2	0.2	0.0	0.0	-0.2	0.2	0.0	0.0	-0.3	0.2	0.1



GUESTS AND BEDNIGHTS BY PLACE OF RESIDENCE



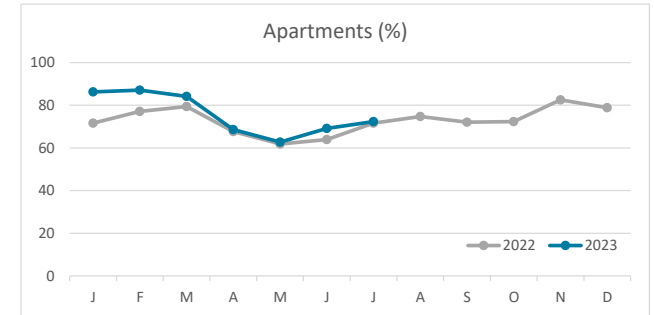
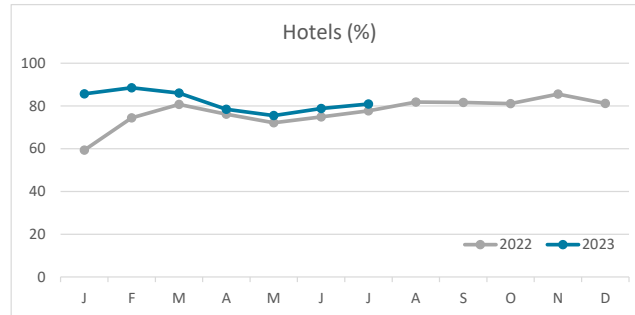
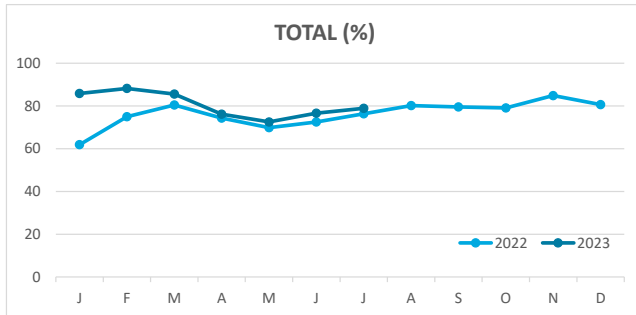
Note: LZ* (Lanzarote), FV* (Fuerteventura), GC* (Gran Canaria), TF* (Tenerife), LG* (La Gomera), LP* (La Palma) and EH* (El Hierro).

Main tourist accommodation indicators

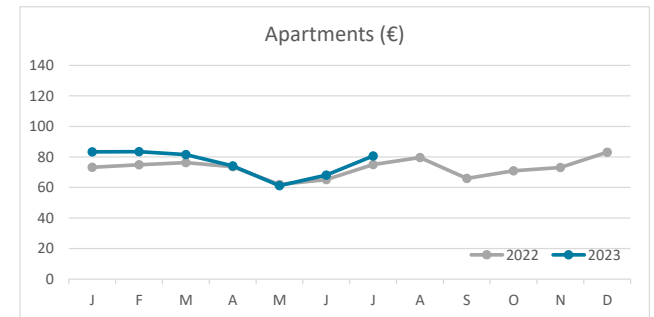
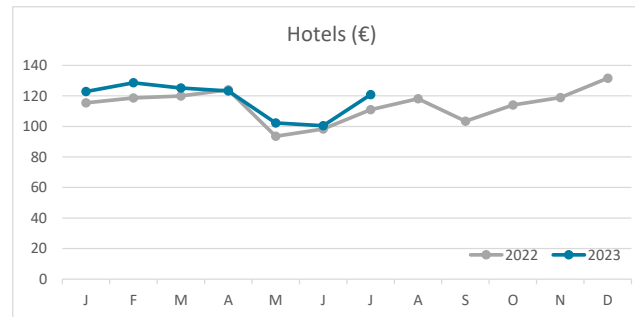
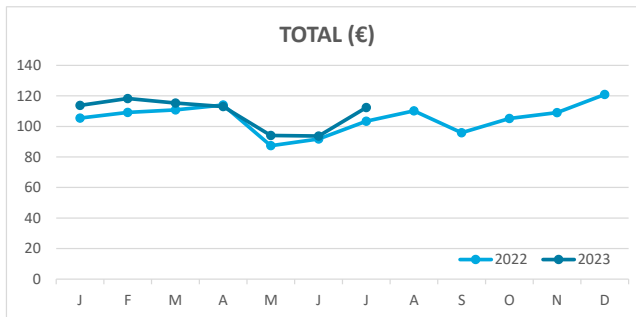
TENERIFE (January - July 2023)



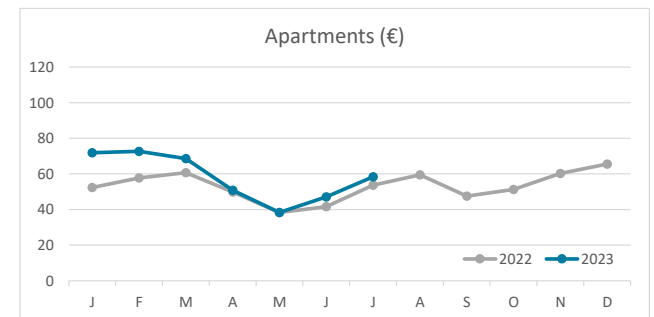
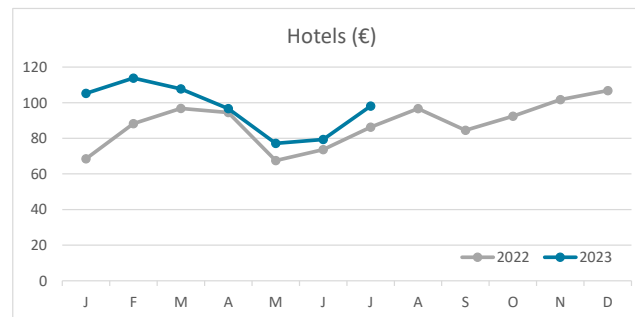
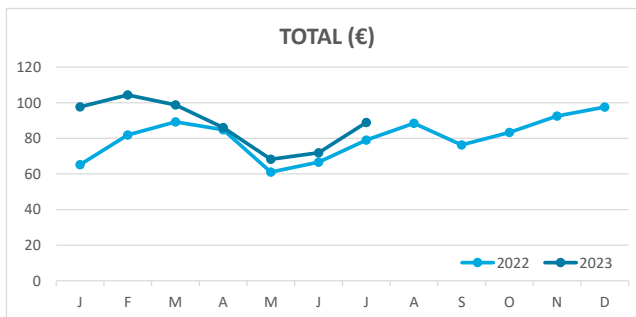
OCCUPANCY RATE PER ROOM / APARTMENT



ADR (Average Daily Rate)



REVPAR (Revenue Per Available Room)



Note: "Guests indicator" refers to number of guests checking in as new arrivals.
 Source: Encuestas de Alojamiento Turístico (ISTAC)