

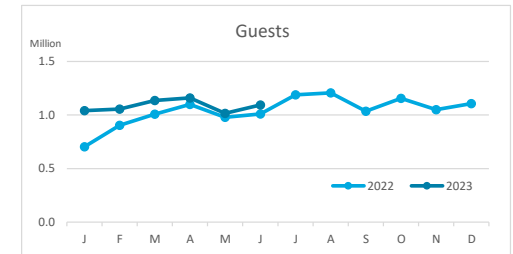
Main tourist accommodation indicators

CANARY ISLANDS (January - June 2023)



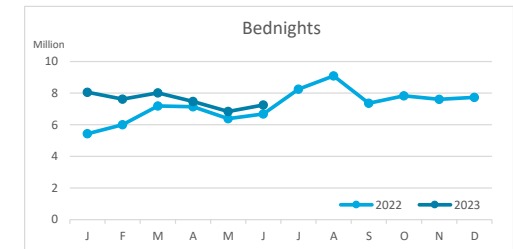
GUESTS BY ACCOMMODATION TYPE (*)

	Breakdown by accommodation type											
	TOTAL				Hotels				Apartments			
	Abroad	Mainland	Canary Islands	Total	Abroad	Mainland	Canary Islands	Total	Abroad	Mainland	Canary Islands	Total
Jan - Jun 22	4,538,943	603,605	562,349	5,704,897	3,558,507	527,746	412,539	4,498,792	980,436	75,859	149,810	1,206,105
Jan - Jun 23	5,286,238	644,073	571,535	6,501,846	4,131,892	562,268	414,865	5,109,025	1,154,346	81,805	156,670	1,392,821
Change	747,295	40,468	9,186	796,949	573,385	34,522	2,326	610,233	173,910	5,946	6,860	186,716
Change, %	16.5%	6.7%	1.6%	14.0%	16.1%	6.5%	0.6%	13.6%	17.7%	7.8%	4.6%	15.5%



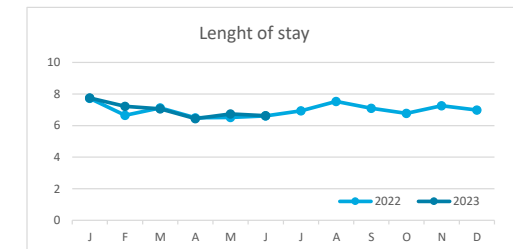
BEDNIGHTS

	Breakdown by accommodation type											
	TOTAL				Hotels				Apartments			
	Abroad	Mainland	Canary Islands	Total	Abroad	Mainland	Canary Islands	Total	Abroad	Mainland	Canary Islands	Total
Jan - Jun 22	34,368,349	2,758,520	1,704,801	38,831,670	25,901,214	2,354,645	1,131,291	29,387,150	8,467,135	403,875	573,510	9,444,520
Jan - Jun 23	40,560,865	2,880,743	1,817,351	45,258,959	30,302,333	2,453,528	1,214,986	33,970,847	10,258,532	427,215	602,365	11,288,112
Change	6,192,516	122,223	112,550	6,427,289	4,401,119	98,883	83,695	4,583,697	1,791,397	23,340	28,855	1,843,592
Change, %	18.0%	4.4%	6.6%	16.6%	17.0%	4.2%	7.4%	15.6%	21.2%	5.8%	5.0%	19.5%

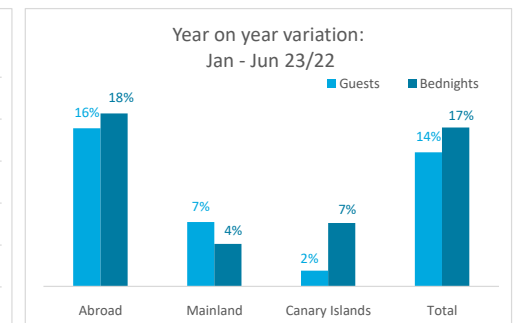
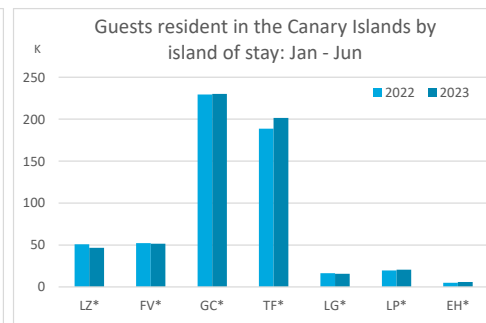
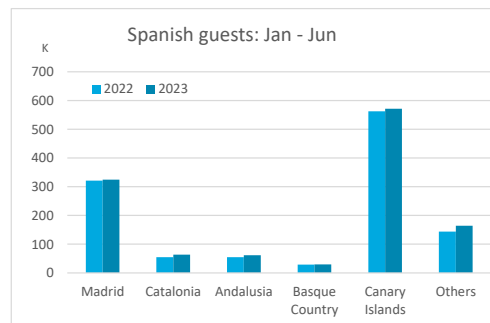
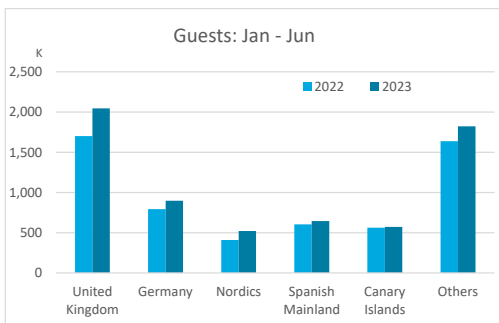


LENGHT OF STAY

	Breakdown by accommodation type											
	TOTAL				Hotels				Apartments			
	Abroad	Mainland	Canary Islands	Total	Abroad	Mainland	Canary Islands	Total	Abroad	Mainland	Canary Islands	Total
Jan - Jun 22	7.6	4.6	3.0	6.8	7.3	4.5	2.7	6.5	8.6	5.3	3.8	7.8
Jan - Jun 23	7.7	4.5	3.2	7.0	7.3	4.4	2.9	6.6	8.9	5.2	3.8	8.1
Change	0.1	-0.1	0.1	0.2	0.1	-0.1	0.2	0.1	0.3	-0.1	0.0	0.3



GUESTS AND BEDNIGHTS BY PLACE OF RESIDENCE

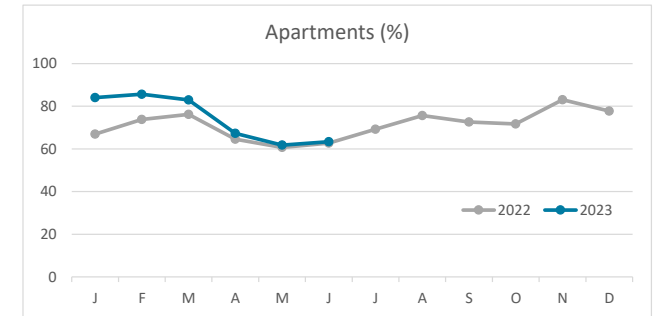
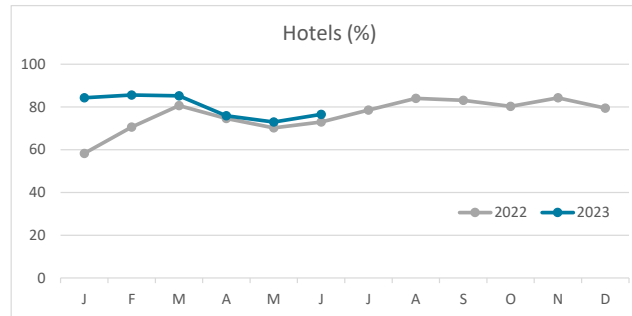
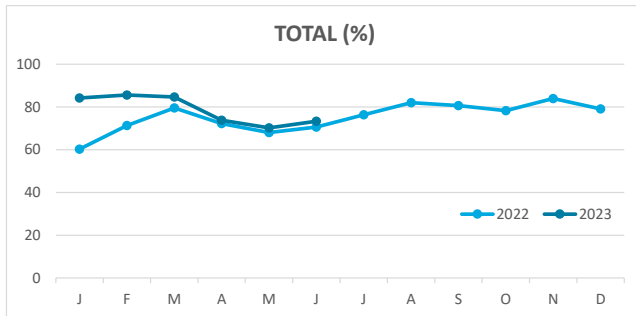


Note: LZ* (Lanzarote), FV* (Fuerteventura), GC* (Gran Canaria), TF* (Tenerife), LG* (La Gomera), LP* (La Palma) and EH* (El Hierro).

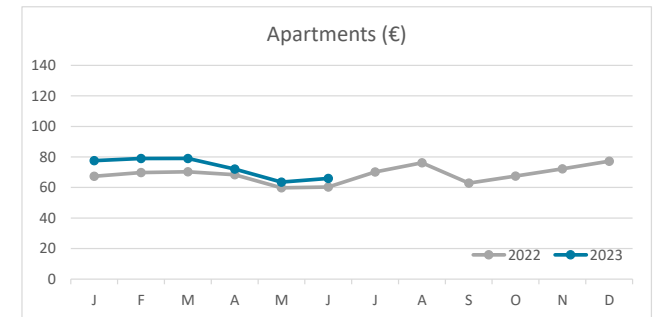
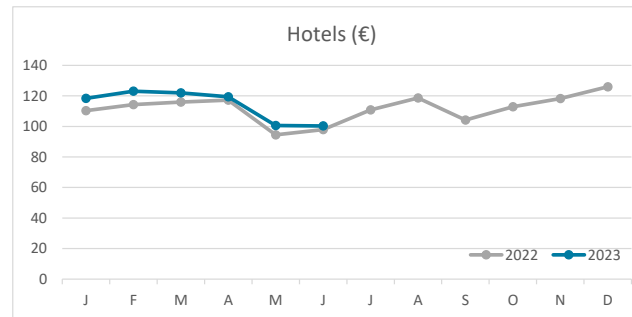
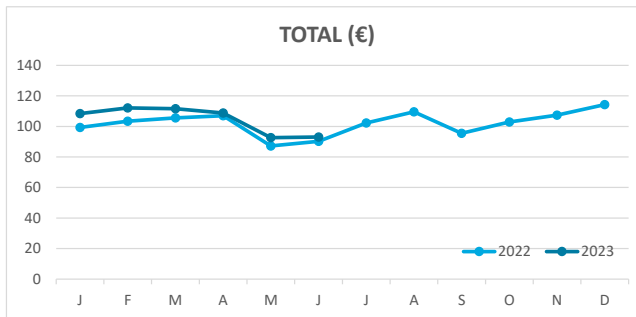
Main tourist accommodation indicators CANARY ISLANDS (January - June 2023)



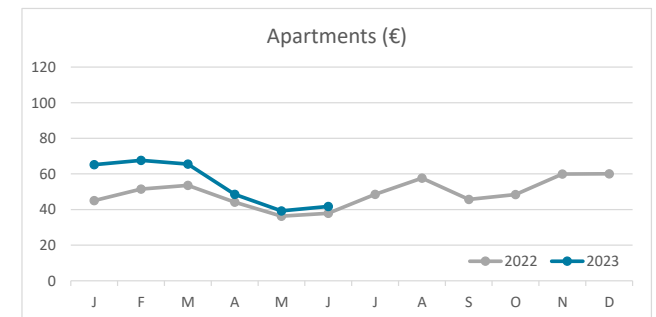
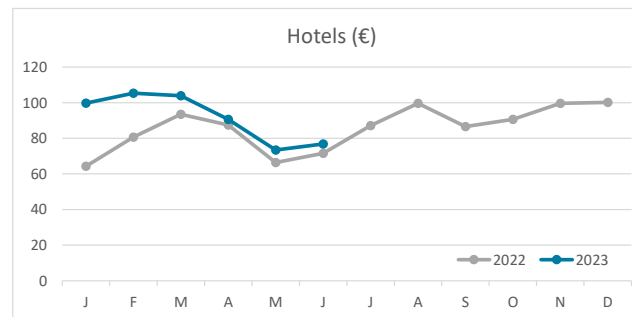
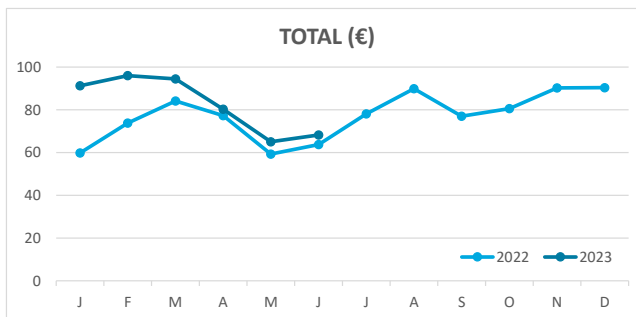
OCCUPANCY RATE PER ROOM / APARTMENT



ADR (Average Daily Rate)



REVPAR (Revenue Per Available Room)



Note: "Guests indicator" refers to number of guests checking in as new arrivals.
Source: Encuestas de Alojamiento Turístico (ISTAC)