

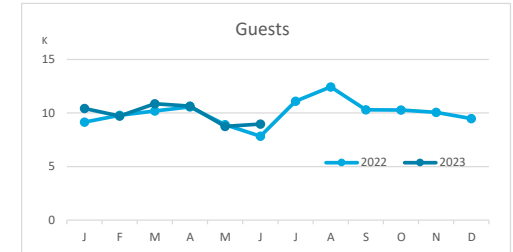
Main tourist accommodation indicators

LA GOMERA (January - June 2023)



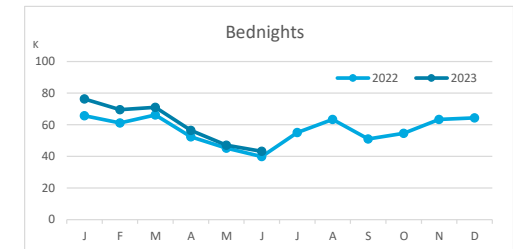
GUESTS BY ACCOMMODATION TYPE (*)

	Breakdown by accommodation type											
	TOTAL				Hotels				Apartments			
	Abroad	Mainland	Canary Islands	Total	Abroad	Mainland	Canary Islands	Total	Abroad	Mainland	Canary Islands	Total
Jan - Jun 22	34,759	2,098	19,612	56,469	22,573	1,593	13,288	37,454	12,186	505	6,324	19,015
Jan - Jun 23	36,914	1,987	20,477	59,378	24,488	1,590	14,979	41,057	12,426	397	5,498	18,321
Change	2,155	-111	865	2,909	1,915	-3	1,691	3,603	240	-108	-826	-694
Change, %	6.2%	-5.3%	4.4%	5.2%	8.5%	-0.2%	12.7%	9.6%	2.0%	-21.4%	-13.1%	-3.6%



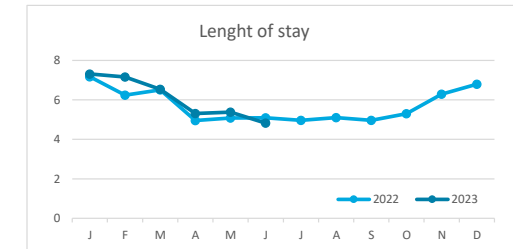
BEDNIGHTS

	Breakdown by accommodation type											
	TOTAL				Hotels				Apartments			
	Abroad	Mainland	Canary Islands	Total	Abroad	Mainland	Canary Islands	Total	Abroad	Mainland	Canary Islands	Total
Jan - Jun 22	274,205	6,567	49,880	330,652	145,602	5,009	30,086	180,697	128,603	1,558	19,794	149,955
Jan - Jun 23	298,036	6,551	59,154	363,741	160,136	5,507	36,500	202,143	137,900	1,044	22,654	161,598
Change	23,831	-16	9,274	33,089	14,534	498	6,414	21,446	9,297	-514	2,860	11,643
Change, %	8.7%	-0.2%	18.6%	10.0%	10.0%	9.9%	21.3%	11.9%	7.2%	-33.0%	14.4%	7.8%

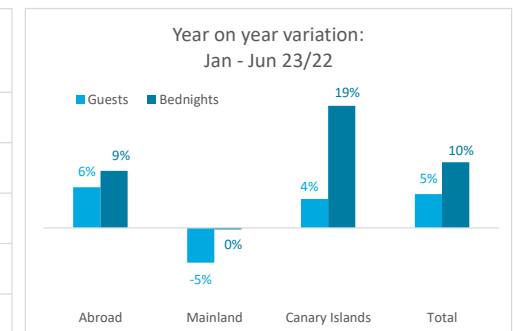
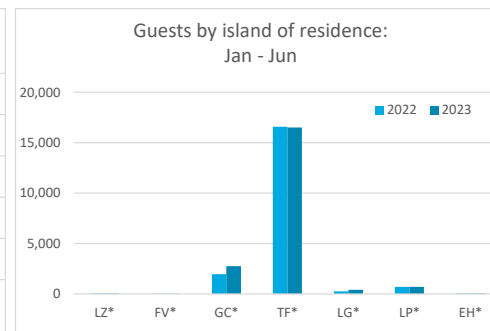
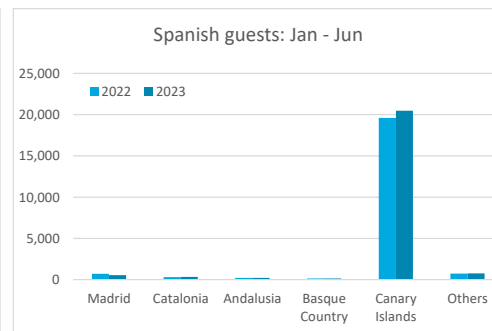
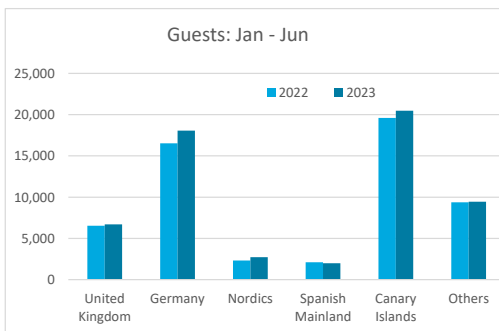


LENGHT OF STAY

	Breakdown by accommodation type											
	TOTAL				Hotels				Apartments			
	Abroad	Mainland	Canary Islands	Total	Abroad	Mainland	Canary Islands	Total	Abroad	Mainland	Canary Islands	Total
Jan - Jun 22	7.9	3.1	2.5	5.9	6.5	3.1	2.3	4.8	10.6	3.1	3.1	7.9
Jan - Jun 23	8.1	3.3	2.9	6.1	6.5	3.5	2.4	4.9	11.1	2.6	4.1	8.8
Change	0.2	0.2	0.3	0.3	0.1	0.3	0.2	0.1	0.5	-0.5	1.0	0.9



GUESTS AND BEDNIGHTS BY PLACE OF RESIDENCE

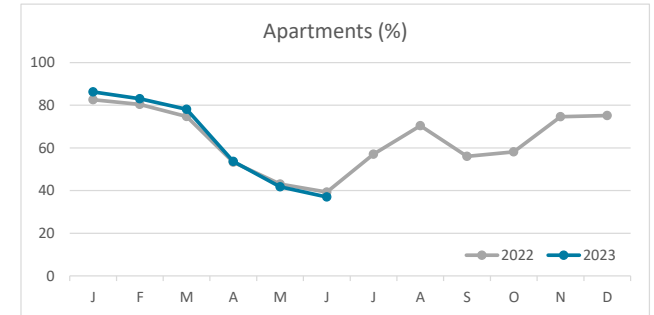
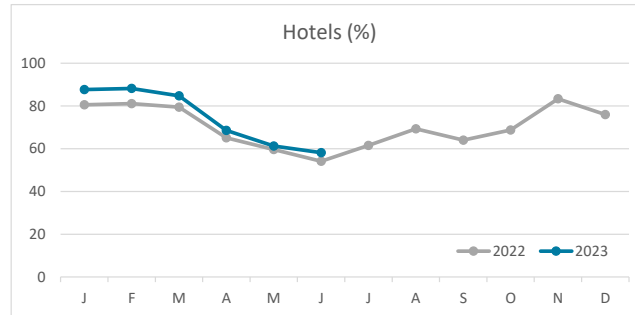
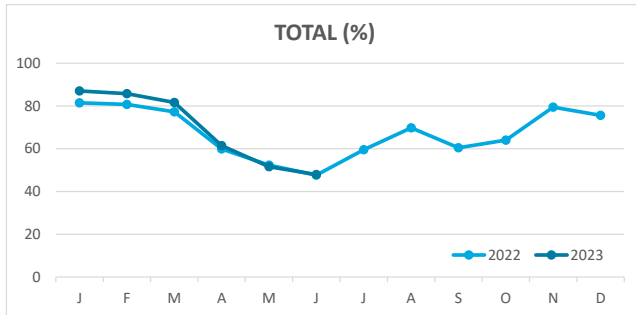


Note: LZ* (Lanzarote), FV* (Fuerteventura), GC* (Gran Canaria), TF* (Tenerife), LG* (La Gomera), LP* (La Palma) and EH* (El Hierro).

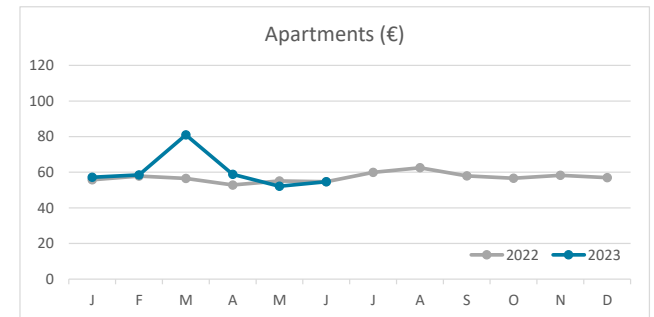
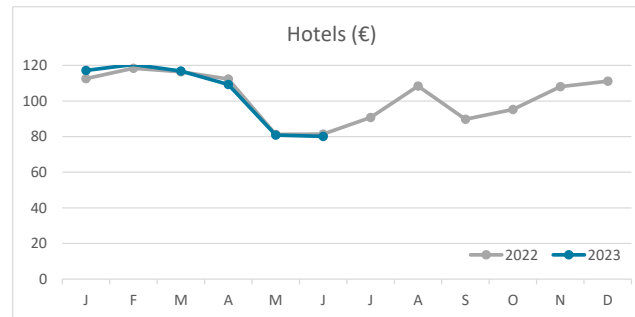
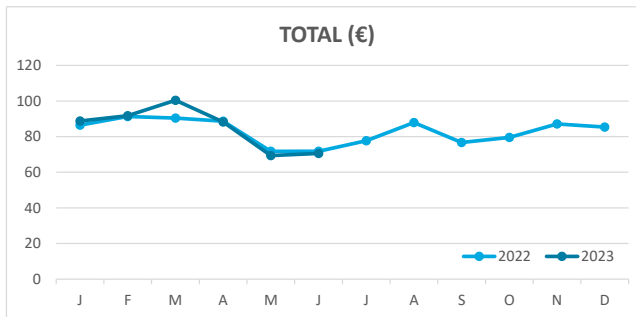
Main tourist accommodation indicators LA GOMERA (January - June 2023)



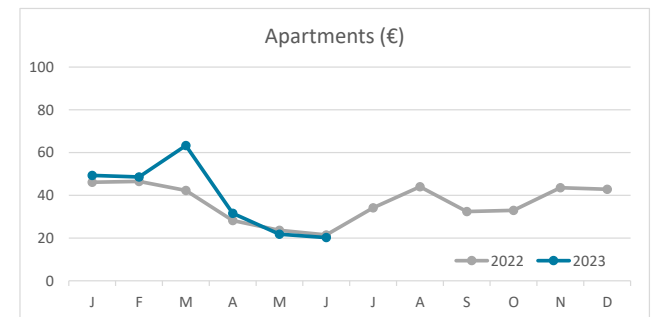
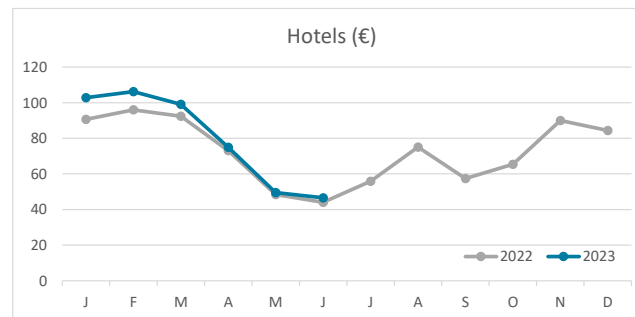
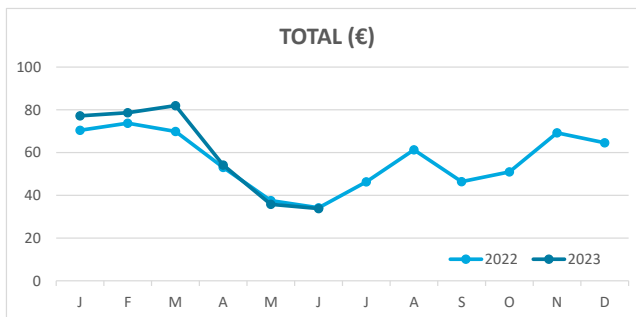
OCCUPANCY RATE PER ROOM / APARTMENT



ADR (Average Daily Rate)



REVPAR (Revenue Per Available Room)



Note: "Guests indicator" refers to number of guests checking in as new arrivals.
Source: Encuestas de Alojamiento Turístico (ISTAC)