

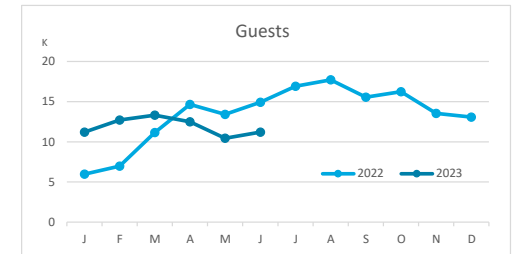
Main tourist accommodation indicators

LA PALMA (January - June 2023)



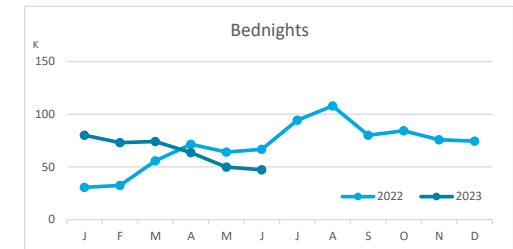
GUESTS BY ACCOMMODATION TYPE (*)

| | Breakdown by accommodation type | | | | | | | | | | | |
|--------------|---------------------------------|----------|----------------|---------------|--------|----------|----------------|---------------|------------|----------|----------------|---------------|
| | TOTAL | | | | Hotels | | | | Apartments | | | |
| | Abroad | Mainland | Canary Islands | Total | Abroad | Mainland | Canary Islands | Total | Abroad | Mainland | Canary Islands | Total |
| Jan - Jun 22 | 24,194 | 26,445 | 16,472 | 67,111 | 15,749 | 20,276 | 8,593 | 44,618 | 8,445 | 6,169 | 7,879 | 22,493 |
| Jan - Jun 23 | 36,044 | 19,666 | 15,662 | 71,372 | 27,422 | 17,442 | 9,053 | 53,917 | 8,622 | 2,224 | 6,609 | 17,455 |
| Change | 11,850 | -6,779 | -810 | 4,261 | 11,673 | -2,834 | 460 | 9,299 | 177 | -3,945 | -1,270 | -5,038 |
| Change, % | 49.0% | -25.6% | -4.9% | 6.3% | 74.1% | -14.0% | 5.4% | 20.8% | 2.1% | -63.9% | -16.1% | -22.4% |



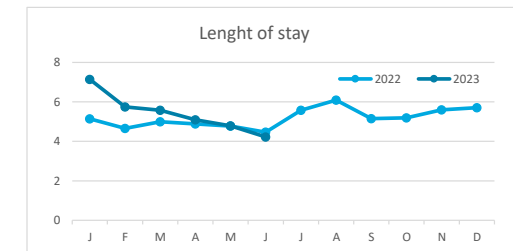
BEDNIGHTS

| | Breakdown by accommodation type | | | | | | | | | | | |
|--------------|---------------------------------|----------|----------------|----------------|---------|----------|----------------|----------------|------------|----------|----------------|----------------|
| | TOTAL | | | | Hotels | | | | Apartments | | | |
| | Abroad | Mainland | Canary Islands | Total | Abroad | Mainland | Canary Islands | Total | Abroad | Mainland | Canary Islands | Total |
| Jan - Jun 22 | 152,614 | 105,360 | 63,343 | 321,317 | 93,605 | 79,420 | 35,863 | 208,888 | 59,009 | 25,940 | 27,480 | 112,429 |
| Jan - Jun 23 | 262,874 | 72,822 | 52,459 | 388,155 | 177,999 | 61,671 | 29,313 | 268,983 | 84,875 | 11,151 | 23,146 | 119,172 |
| Change | 110,260 | -32,538 | -10,884 | 66,838 | 84,394 | -17,749 | -6,550 | 60,095 | 25,866 | -14,789 | -4,334 | 6,743 |
| Change, % | 72.2% | -30.9% | -17.2% | 20.8% | 90.2% | -22.3% | -18.3% | 28.8% | 43.8% | -57.0% | -15.8% | 6.0% |

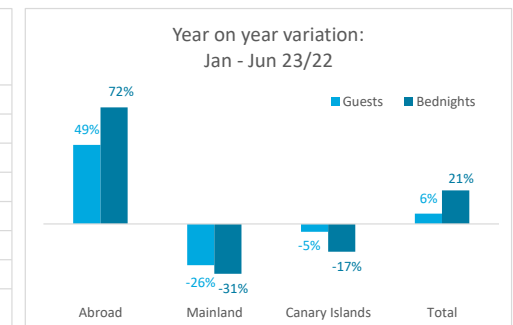
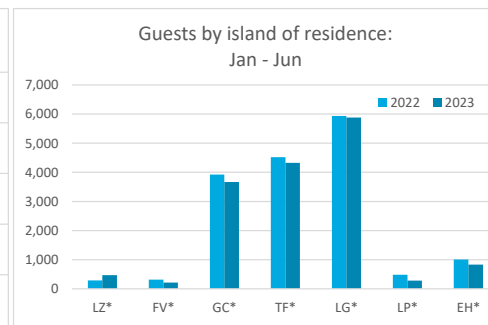
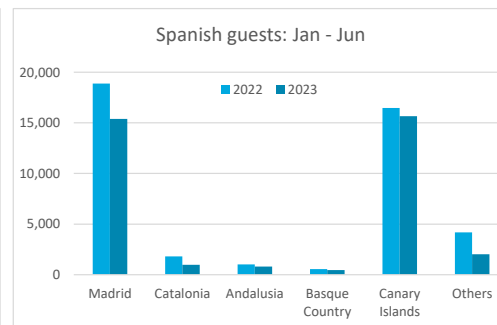
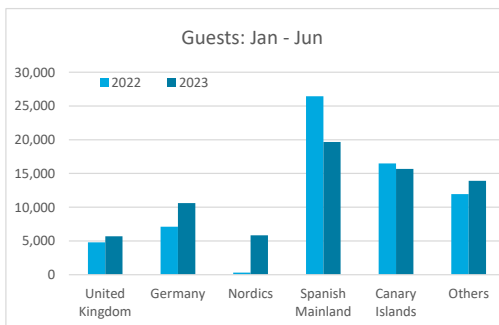


LENGTH OF STAY

| | Breakdown by accommodation type | | | | | | | | | | | |
|--------------|---------------------------------|----------|----------------|------------|--------|----------|----------------|------------|------------|----------|----------------|------------|
| | TOTAL | | | | Hotels | | | | Apartments | | | |
| | Abroad | Mainland | Canary Islands | Total | Abroad | Mainland | Canary Islands | Total | Abroad | Mainland | Canary Islands | Total |
| Jan - Jun 22 | 6.3 | 4.0 | 3.8 | 4.8 | 5.9 | 3.9 | 4.2 | 4.7 | 7.0 | 4.2 | 3.5 | 5.0 |
| Jan - Jun 23 | 7.3 | 3.7 | 3.3 | 5.4 | 6.5 | 3.5 | 3.2 | 5.0 | 9.8 | 5.0 | 3.5 | 6.8 |
| Change | 1.0 | -0.3 | -0.5 | 0.7 | 0.5 | -0.4 | -0.9 | 0.3 | 2.9 | 0.8 | 0.0 | 1.8 |



GUESTS AND BEDNIGHTS BY PLACE OF RESIDENCE



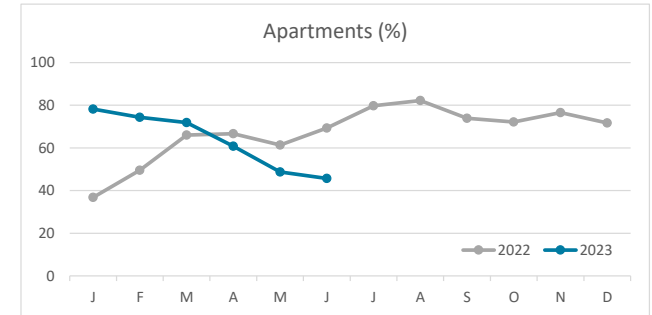
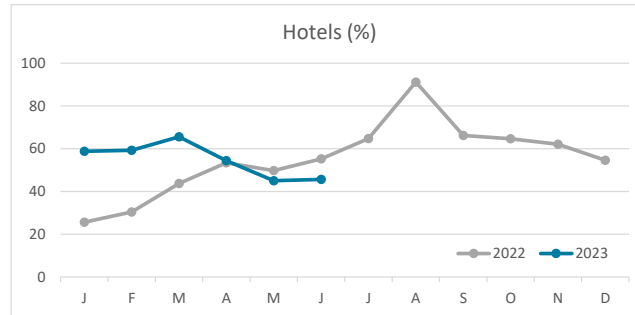
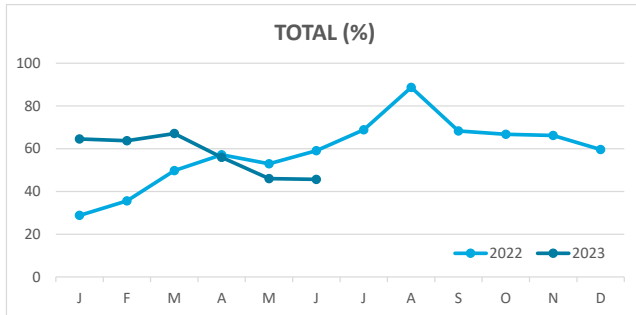
Note: LZ* (Lanzarote), FV* (Fuerteventura), GC* (Gran Canaria), TF* (Tenerife), LG* (La Gomera), LP* (La Palma) and EH* (El Hierro).

Main tourist accommodation indicators

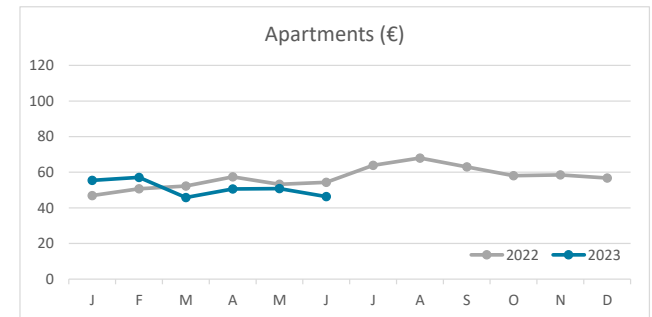
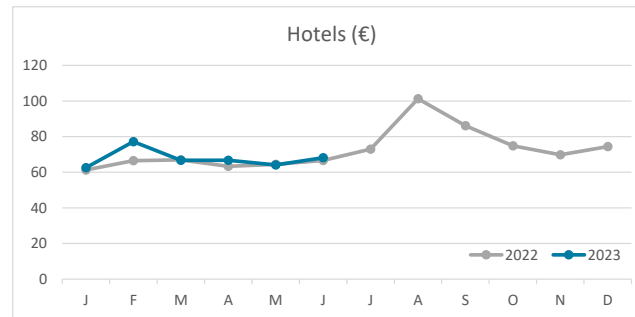
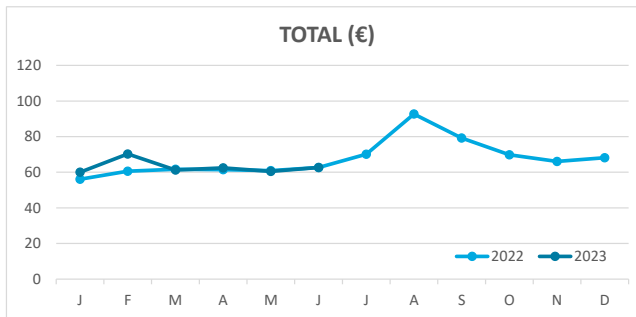
LA PALMA (January - June 2023)



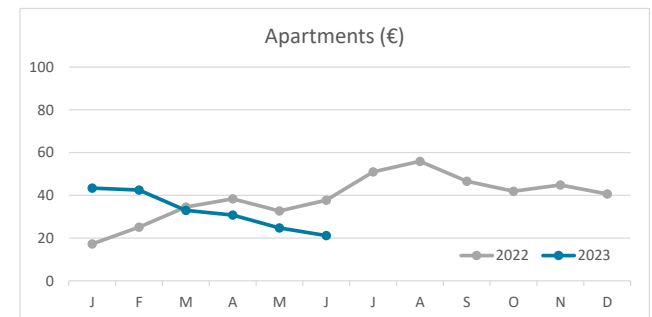
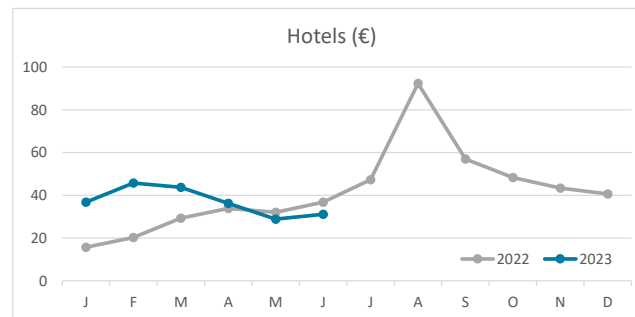
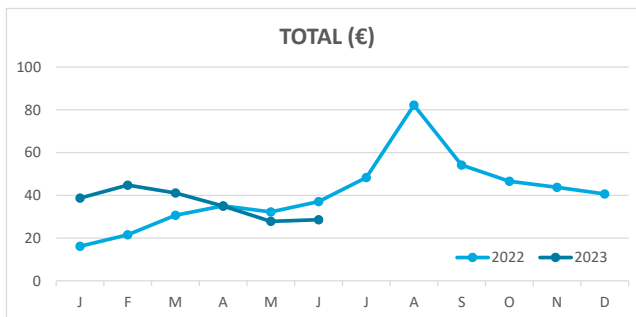
OCCUPANCY RATE PER ROOM / APARTMENT



ADR (Average Daily Rate)



REVPAR (Revenue Per Available Room)



Note: "Guests indicator" refers to number of guests checking in as new arrivals.
 Source: Encuestas de Alojamiento Turístico (ISTAC)