

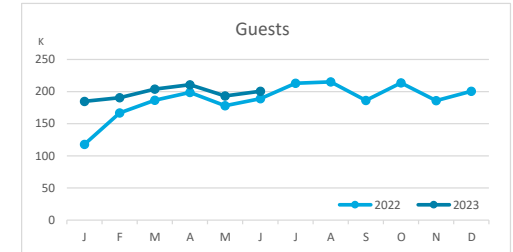
# Main tourist accommodation indicators

## LANZAROTE (January - June 2023)



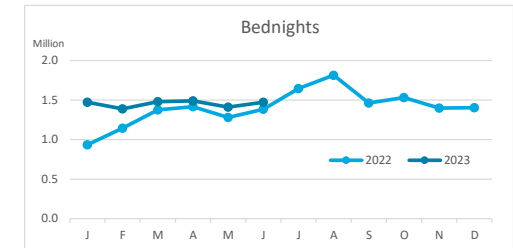
### GUESTS BY ACCOMMODATION TYPE (\*)

	TOTAL				Breakdown by accommodation type							
	TOTAL			Total	Hotels				Apartments			
	Abroad	Mainland	Canary Islands		Abroad	Mainland	Canary Islands	Total	Abroad	Mainland	Canary Islands	Total
Jan - Jun 22	882,973	103,208	50,849	<b>1,037,030</b>	627,730	85,553	31,426	<b>744,709</b>	255,243	17,655	19,423	<b>292,321</b>
Jan - Jun 23	1,024,121	112,948	46,701	<b>1,183,770</b>	725,393	92,156	27,866	<b>845,415</b>	298,728	20,792	18,835	<b>338,355</b>
Change	141,148	9,740	-4,148	<b>146,740</b>	97,663	6,603	-3,560	<b>100,706</b>	43,485	3,137	-588	<b>46,034</b>
Change, %	16.0%	9.4%	-8.2%	<b>14.2%</b>	15.6%	7.7%	-11.3%	<b>13.5%</b>	17.0%	17.8%	-3.0%	<b>15.7%</b>



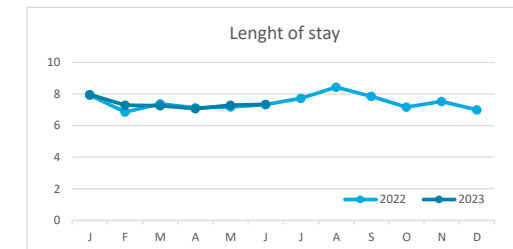
### BEDNIGHTS

	TOTAL				Breakdown by accommodation type							
	TOTAL			Total	Hotels				Apartments			
	Abroad	Mainland	Canary Islands		Abroad	Mainland	Canary Islands	Total	Abroad	Mainland	Canary Islands	Total
Jan - Jun 22	6,797,560	525,804	211,129	<b>7,534,493</b>	4,636,689	408,878	111,901	<b>5,157,468</b>	2,160,871	116,926	99,228	<b>2,377,025</b>
Jan - Jun 23	7,966,659	576,025	171,378	<b>8,714,062</b>	5,362,322	429,460	84,660	<b>5,876,442</b>	2,604,337	146,565	86,718	<b>2,837,620</b>
Change	1,169,099	50,221	-39,751	<b>1,179,569</b>	725,633	20,582	-27,241	<b>718,974</b>	443,466	29,639	-12,510	<b>460,595</b>
Change, %	17.2%	9.6%	-18.8%	<b>15.7%</b>	15.6%	5.0%	-24.3%	<b>13.9%</b>	20.5%	25.3%	-12.6%	<b>19.4%</b>

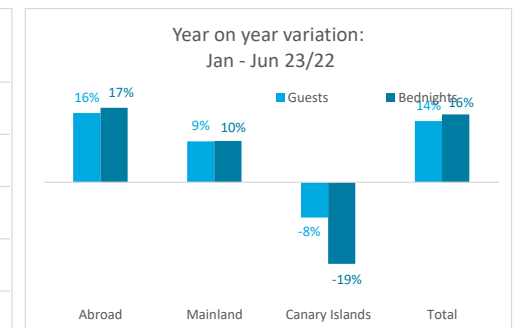
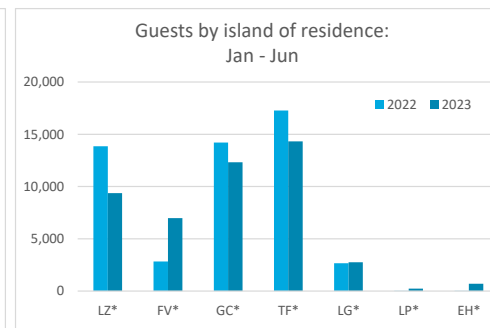
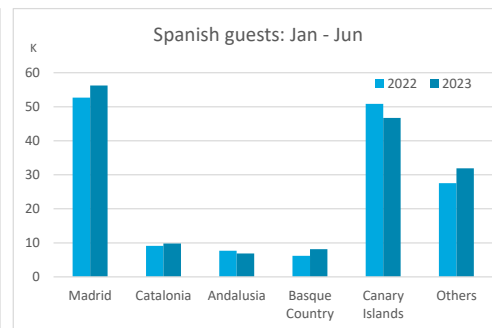
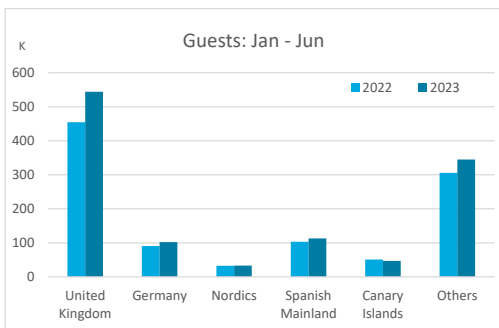


### LENGTH OF STAY

	TOTAL				Breakdown by accommodation type							
	TOTAL			Total	Hotels				Apartments			
	Abroad	Mainland	Canary Islands		Abroad	Mainland	Canary Islands	Total	Abroad	Mainland	Canary Islands	Total
Jan - Jun 22	7.7	5.1	4.2	<b>7.3</b>	7.4	4.8	3.6	<b>6.9</b>	8.5	6.6	5.1	<b>8.1</b>
Jan - Jun 23	7.8	5.1	3.7	<b>7.4</b>	7.4	4.7	3.0	<b>7.0</b>	8.7	7.0	4.6	<b>8.4</b>
Change	0.1	0.0	-0.5	<b>0.1</b>	0.0	-0.1	-0.5	<b>0.0</b>	0.3	0.4	-0.5	<b>0.3</b>



### GUESTS AND BEDNIGHTS BY PLACE OF RESIDENCE



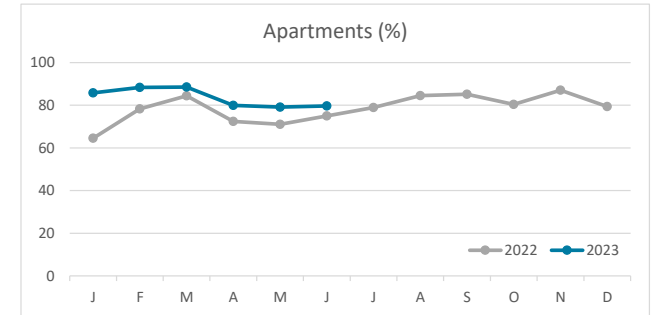
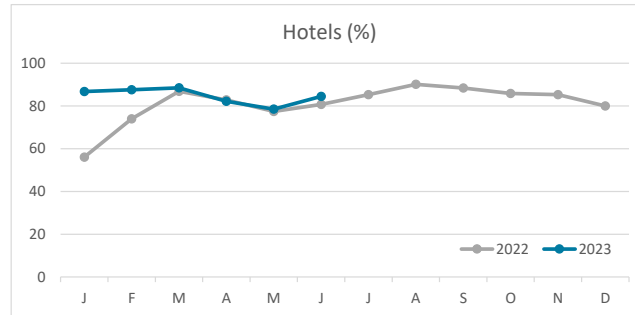
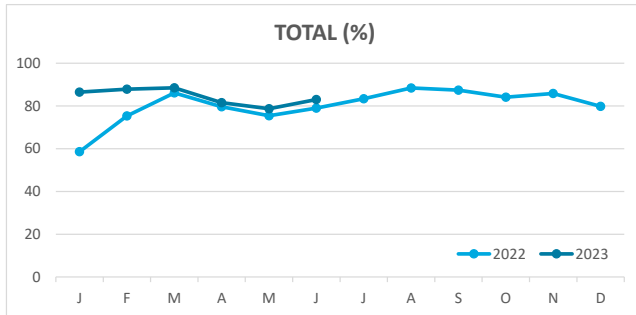
Note: LZ\* (Lanzarote), FV\* (Fuerteventura), GC\* (Gran Canaria), TF\* (Tenerife), LG\* (La Gomera), LP\* (La Palma) and EH\* (El Hierro).

# Main tourist accommodation indicators

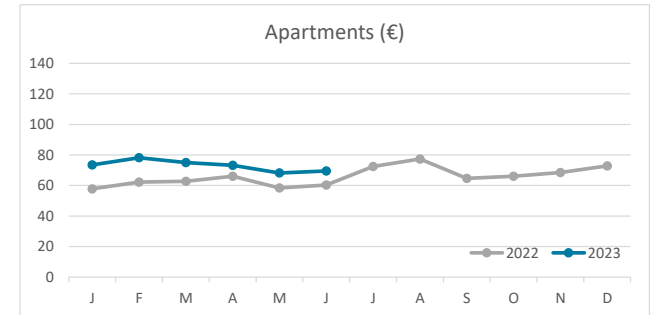
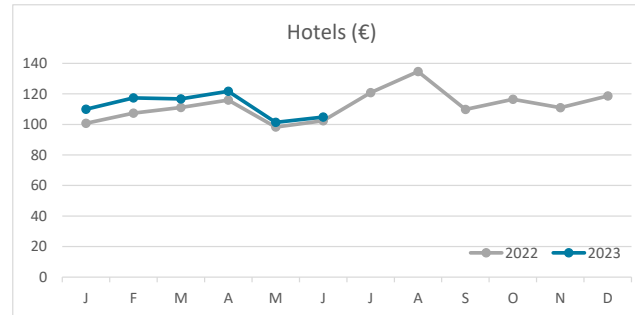
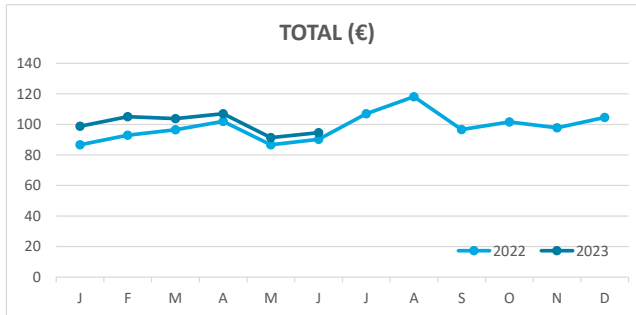
## LANZAROTE (January - June 2023)



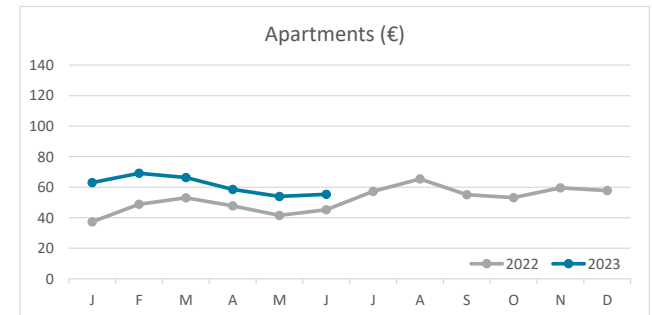
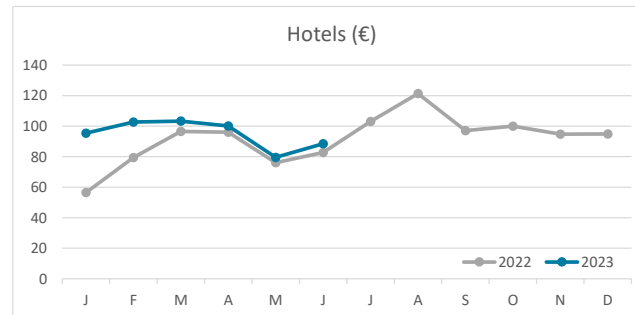
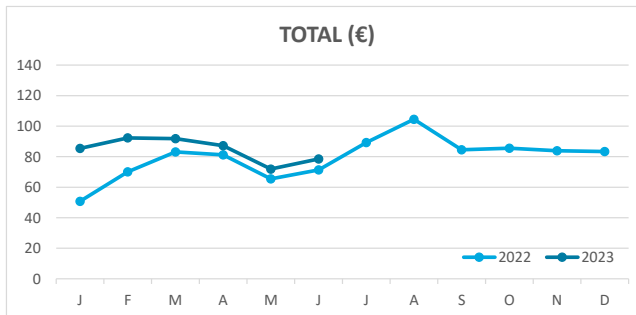
### OCCUPANCY RATE PER ROOM / APARTMENT



### ADR (Average Daily Rate)



### REVPAR (Revenue Per Available Room)



Note: "Guests indicator" refers to number of guests checking in as new arrivals.  
 Source: Encuestas de Alojamiento Turístico (ISTAC)